

HOLOCAUST HANDBOOKS · VOLUME 16

THE LEUCHTER REPORTS

CRITICAL EDITION



FRED A. LEUCHTER · ROBERT FAURISSON · GERMAR RUDOLF

PUBLISHED BY CASTLE HILL PUBLISHERS

THE LEUCHTER REPORTS

For Ernst

The
Leuchter
Reports

Critical Edition

Fred A. Leuchter, Jr.
Robert Faurisson
Germar Rudolf



Castle Hill Publishers
P.O. Box 243, Uckfield, TN22 9AW, UK
4th edition, October 2015

HOLOCAUST HANDBOOKS, volume 16:

Fred A. Leuchter, Jr., Robert Faurisson, Germar Rudolf

The Leuchter Reports. Critical Edition

4th, corrected and enhanced edition

Uckfield, East Sussex: CASTLE HILL PUBLISHERS

PO Box 243, Uckfield, TN22 9AW, UK

ISBN10: 1-59148-118-X (print edition)

ISBN13: 978-1-59148-118-8 (print edition)

ISBN13 ePub: 978-1-59148-119-5 (electronic edition)

ISSN: 1529-7748

Published by CASTLE HILL PUBLISHERS

Manufactured in the United States of America and in the UK

© 2005, 2015 by Castle Hill Publishers

Distribution: Castle Hill Publishers, PO Box 243

Uckfield, TN22 9AW, UK

shop.codoh.com

Set in Times New Roman

Cover Illustrations: clockwise from upper left: Dr. Robert Faurisson and Fred A. Leuchter study paper work while doing research at the Dachau camp for the “Second Leuchter Report”; Fred A. Leuchter and a prison guard at the entry door to the execution gas chamber of the prison at Parchman, Mississippi, while doing research for the “Third Leuchter Report”; a snapshot of Leuchter. Background below: The Auschwitz-Birkenau labor camp, where it was alleged until the late 1980s that as many as 4 million Jews were gassed to death (today some 1 million are still claimed).

Table of Contents

	Page
Introduction	9
The First Leuchter Report.....	13
1. Preface by Prof. Dr. Robert Faurisson	13
2. A Brief History of Critiques of the Leuchter Report.....	20
3. An Engineering Report on the Alleged Execution Gas Chambers at Auschwitz, Birkenau, and Majdanek, Poland.....	24
3.0. Introduction	24
3.1. Purpose	24
3.2. Background	25
3.3. Scope.....	25
3.4. Synopsis and Findings	26
3.5. Method	27
3.6. Use of HCN and Zyklon B as a Fumigant	27
3.7. Design Criteria for a Fumigation Facility	29
3.8. Design Criteria for an Execution Gas Chamber.....	31
3.9. United States Execution Gas Chambers Since 1920.....	33
3.10. Toxic Effects of HCN Gas	34
3.11. A Brief History of the Alleged German Execution Gas Chambers	35
3.12. Design and Procedures at the Alleged Execution Gas Chambers	37
3.13. Crematories	42
3.14. Forensic Considerations of HCN, Cyano-Compounds and Crematories	44
3.15. Auschwitz, Crema I	47
3.16. Birkenau – Kremas II, III, IV and V	50
3.17. Majdanek.....	53
3.18. Statistics	56
3.19. Conclusion	56
3.20. Bibliography.....	58
3.21. Documents	59
4. Critical Remarks.....	90
4.1. Physical, Chemical, and Toxicological Features of HCN and Zyklon B.....	90
4.2. Disinfestation Chambers	98
4.3. Homicidal Gassings	99
4.4. Cremations	107
4.5. Chemical Analysis	111

The Second Leuchter Report.....	121
1. Foreword	121
1.1. Before Ernst Zündel	122
1.2. After Ernst Zündel	126
1.3. The Second Leuchter Report.....	128
1.4. The Revisionist Intifada	135
2. Introduction	136
3. Purpose	137
4. Background	138
5. Scope	138
6. Synopsis and Findings.....	138
7. Method	139
8. The Leuchter Report.....	139
8.1. Dachau	140
8.2. Mauthausen	142
8.3. Hartheim Castle.....	144
8.4. Specialized Hardware: Non-Existence.....	145
8.5. Conclusion	145
8.6. Documents	146
9. Annotated Bibliography	149
9.1. The First Leuchter Report	149
9.2. Dachau	149
9.3. Mauthausen	160
9.4. Hartheim Castle.....	168
9.5. 1988: Jewish Historians Face the Problem of the Gas Chambers	171
10. Appendix	173
10.1. The Gas Chamber at Dachau: Now You See It, Now You Don't....	173
10.2. The Gas Chamber at Dachau Revisited	178
10.3. Documents and Photographs.....	186
The Third Leuchter Report A Technical Report on the Execution Gas Chamber	193
0. Introduction	193
1. Purpose	193
2. Background	194
3. Scope	194
4. History	195
5. Mississippi Death House.....	196
6. The Lethal Gas Chamber.....	197
7. Lethal Gas Chamber Function.....	200

8. Design Criteria for a Lethal Gas Chamber	204
9. Conclusion.....	205
10. Documents.....	207
11. Photographs.....	217

The Fourth Leuchter Report A Technical Evaluation of Jean-Claude Pressac’s Book *Auschwitz: Technique and Operation of the Gas Chambers* **225**

0. Introduction	225
1. Purpose.....	225
2. Background	226
3. Scope.....	226
4. Synopsis and Findings	226
5. Methodology	227
6. Construction of the Document	227
7. Proofs	228
8. Categories.....	229
9. Review	235

Part One: Delousing Gas Chamber and Other Disinfestation

Installations	235
10. Chapter 1: Foreword on Zyklon B	235
11. Chapter 2: The <i>Stammlager</i> Delousing Installations.....	236
12. Chapter 3: The Prussic Acid Delousing Installation in the Reception Building	236
13. Chapter 4: Kanada and Its Clothing Delousing Installation.....	236
14. Chapter 5: The Delousing and Disinfestation Installations of BW 5a and 5b in <i>KGL Birkenau</i>	237
15. Chapter 6: The Disinfestation Installation of the Gypsy Camp in Sector BIIE of Birkenau.....	237
16. Chapter 7: The Birkenau “Zentral Sauna” with its Disinfection Autoclaves and Topf Disinfestation Ovens.....	237

Part Two: The Extermination Instruments **238**

17. Chapter 1: History of Topf.....	238
18. Chapter 2: <i>Krematorium</i> 1 or the “Old Crematorium” of the Main Camp (<i>Auschwitz Stammlager</i>).....	238
19. Chapters 3 and 4: Bunker 1 or the “Red House” Bunker 2 (V) or the “White House”	239
20. Chapters 5 and 6: <i>Krematorien</i> II and III; The Ventilation Systems of <i>Krematorien</i> II and III	239
21. Chapter 7: <i>Krematorien</i> IV and V. Plans, Construction and General Study.....	240

22.	Chapter 8: “One Proof...One Single Proof”: Thirty-Nine Criminal Traces.....	241
	Part Three: Testimonies.....	241
23.	Chapters 1, 2, and 3: Critical Examination of the “War Refugee Board”; Critical Examination of the Testimonies of Doctors Bendel and Nyiszli; the Deposition of Henryk Tauber	241
	Part Four: Auschwitz and the Revisionists.....	242
24.	Chapter 1: Auschwitz Explained by the Revisionists	242
25.	Chapter 2: Auschwitz According to the Revisionists.....	242
	Part Five: The Unrealized Future of K.L. Auschwitz-Birkenau.....	242
26.	Chapter 1: The Aborted Future of the <i>Stammlager</i> without Extermination.....	242
27.	Chapter 2: Birkenau 1945: the Extermination Station	242
28.	Postface	242
29.	Conclusion	243

Introduction

By Germar Rudolf

The *Leuchter Report*,¹ first published in 1988, is the work of a pioneer. It was the first study that subjected the claim that human beings were killed in masses in homicidal gas chambers during the Third Reich to a forensic investigation. Because Fred Leuchter had only two weeks to prepare his expert report focusing on the Auschwitz and Majdanek camps and because he lacked in-depth knowledge of the historical background, his report could not possibly have the scientific depth the topic deserves. It was therefore to be expected that it would be subject to detailed criticism.

Instead of criticizing the *Leuchter Report*, the author of these lines decided in 1989 to do a better job with the original task. After all, it is always easy to complain, but it is quite difficult to do a better job on a topic so complex and imbued with prejudices and emotions. This improved “Leuchter Report,” my own expert report called *The Rudolf Report*, was first published in German in 1993² and in English ten years later.³ In contrast to the success of the *Leuchter Report*, my own expert report remained something of an insider’s secret resource, probably because it is only second in line and also because dense, in-depth scientific studies covering physical, chemical, toxicological, and engineering questions, as well as detailed historical documentations, are not the kind of publications that attract the masses. They are simply not easy to digest.

Considering the fact that the *Leuchter Report* remains popular, I decided to put it back in print. But since historical research on Auschwitz and Majdanek has made huge progress since 1988 – not least because many archives in eastern Europe became accessible after the collapse of the Soviet Union – it would be irresponsible to simply reprint it. It was therefore decided to publish a commented version of it. The text of the original *Leuchter Report* was left intact, since it also has become a historical document. The reader will find many footnotes throughout the report, however, which were all added by me. They either give references to sources and further explanations that back up Leuchter’s claims, or they correct or comment on Leuchter’s statements where

¹ Fred A. Leuchter, *An Engineering Report on the alleged Execution Gas Chambers at Auschwitz, Birkenau and Majdanek, Poland*, Samisdat Publishers Ltd., Toronto 1988, 195 pp.

² Rüdiger Kammerer, Armin Solms (eds.), *Das Rudolf-Gutachten*, Cromwell, London 1993 (www.vho.org/D/rga).

³ G. Rudolf, *The Rudolf Report*, Theses & Dissertations Press, Chicago 2003; 2nd ed. The Barnes Review, Washington, DC, 2011 (www.holocausthandbooks.com/dl/02-trr.pdf).

necessary. All illustrations embedded in the text section of the report were also added for this edition, so that the reader can visualize the locations, devices and items Leuchter is writing about. At the end of this first *Leuchter Report*, the reader will find several additional chapters, which explain in more detail the issues involved.

What is unknown to many is the fact that Fred A. Leuchter not only authored the famous first *Leuchter Report*, but that he also compiled three more studies on related issues in the years that followed. They were called *The Second*, *Third*, and *Fourth Leuchter Report*.⁴ Since they all belong together, it was decided to include them in this book as well. These later three reports were not given comment in this edition, because most comments that would seem appropriate are already included in the *First Leuchter Report*. As to Leuchter's critique of Jean-Claude Pressac's work on Auschwitz – *The Fourth Leuchter Report* – I direct the reader's attention to more thorough critiques by other revisionists of Pressac's work.⁵

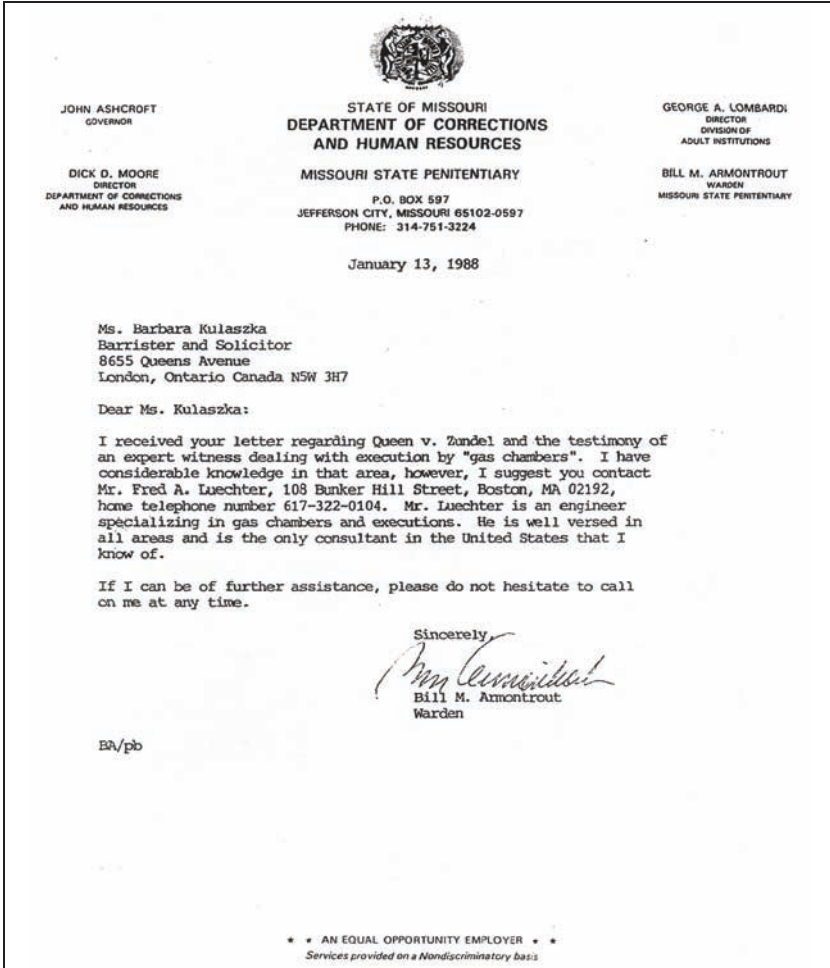
The idea to publish this critical edition of the Leuchter Reports was triggered by the fate of the person on whose behalf they had been compiled: Ernst Zündel. The reader will be introduced to Ernst Zündel's trials and tribulations in the introduction by Robert Faurisson, so I will restrict myself to saying that these four *Leuchter Reports* are the core of Zündel's legacy, for which he is sitting in a German jail as I write these lines, because in Germany doubting the veracity of the official version of the Holocaust is a thought crime punishable with up to five years in prison.

This critical edition is not only dedicated to Ernst Zündel, but also, of course, to the author of the reports whose name they bear, who suffered like no other American because of his historical dissent. After Ernst Zündel had published Leuchter's first report, Jewish organizations launched a vicious smear campaign, which eventually destroyed not only Leuchter's reputation but also his ability to make a living. Leuchter's contracts with state authorities for the manufacture, installation and servicing of execution hardware were cancelled. He was financially forced out of his home in Massachusetts and had to find private work elsewhere.⁶

⁴ Fred Leuchter, Robert Faurisson, *The Second Leuchter Report*, Samisdat Publishers, Toronto 1990; Fred A. Leuchter, *The Third Leuchter Report*, Samisdat Publishers Ltd., Toronto 1990; Fred A. Leuchter, *The Fourth Leuchter Report*, Samisdat Publishers Ltd., Toronto 1991.

⁵ C. Mattogno, *Journal of Historical Review*, 10(4) (1990), pp. 461-485; R. Faurisson, *ibid.*, 11(1) (1991), pp. 25-66; *ibid.*, 11(2) (1991), pp. 133-175; A. Butz, *ibid.*, 13(3) (1993), pp. 23-37; Germar Rudolf (ed.), *Auschwitz: Plain Facts*, Theses & Dissertations Press, Chicago, IL, 2005; C. Mattogno, *The Real Case for Auschwitz*, Castle Hill Publishers, Uckfield 2015.

⁶ See the special issue on Leuchter and the *Leuchter Report* in *The Journal of Historical Review*, 12(4) (1992), pp. 421-492 (www.codoh.com/media/files/jhr/v12n4.pdf), esp.: Fred Leuchter, "Is there life after persecution?," pp. 429-444.



But who is Fred A. Leuchter anyway? A number of mainstream media reported on Fred Leuchter. Some of their statements were:⁷

A feature article in *The Atlantic Monthly* (Feb. 1990) described Leuchter as “the nation’s only commercial supplier of execution equipment. [...] A trained and accomplished engineer, he is versed in all types of execution equipment. He makes lethal-injection machines, gas chambers, and gallows, as well as electrocution systems [...]”

Similarly, a lengthy *New York Times* article (October 13, 1990), complete with a front-page photo of Leuchter, called him

“The nation’s leading adviser on capital punishment.”

⁷ Taken from the paper “Probing Look at ‘Capital Punishment Industry’ Affirms Expertise of Auschwitz Investigator Leuchter,” *The Journal of Historical Review* 17(2) (1998), pp. 34ff.

In his book about America's capital punishment industry, Stephen Trombley confirms that Leuchter is:⁸

"America's first and foremost supplier of execution hardware. His products include electric chairs, gas chambers, gallows, and lethal injection machines. He offers design, construction, installation, staff training and maintenance."

Thus, with Fred A. Leuchter we have the foremost, if not the only expert on execution technology in the U.S. at that time. Should such a person not be competent to judge the technical feasibility of the alleged execution technology applied by the Third Reich? Well, at least he should have the right to voice his opinion, should he not?

According to Fred Leuchter, killing someone in a gas chamber is very dangerous for those who carry out the execution, above all because the body of the dead prisoner is saturated with lethal gas. After the execution, explains Leuchter:⁹

"You go in. The inmate has to be completely washed down with chlorine bleach or with ammonia. The poison exudes right out through his skin. And if you gave the body to an undertaker, you'd kill the undertaker. You've got to go in; you've got to completely wash the body."

Bill Armontrout, warden of the Missouri State Penitentiary in Jefferson City, which contains an execution gas chamber, confirms the danger:¹⁰

"One of the things that cyanide gas does, it goes in the pores of your skin. You hose the body down, see. You have to use rubber gloves, and you hose the body down to decontaminate it before you do anything [else]."

In Leuchter's opinion, gas-chamber use should be discontinued, not just because of the cruelty of this method of execution, but because of his beliefs relating to gas chambers as such:¹¹

"They're dangerous. They're dangerous to the people who have to use them, and they're dangerous for the witnesses. They ought to take all of them and cut them in half with a chain saw and get rid of them."

With a career built on the motto "Capital punishment, not capital torture," Leuchter took pride in his work – until the Holocaust lobby saw to it that he lost his calling.

This book is an intellectual memorial to both Ernst Zündel and Fred Leuchter.

Germar Rudolf, Chicago, April 1, 2005

⁸ Stephen Trombley, *The Execution Protocol*, Crown Publishers, New York 1992, p. 8.

⁹ *Ibid.*, p. 98.

¹⁰ *Ibid.*, p. 102

¹¹ *Ibid.*, p. 13.

The First Leuchter Report

1. Preface by Prof. Dr. Robert Faurisson

Fred A. Leuchter, born in 1942, is an engineer living in Boston, Massachusetts, who specialized in the design of execution hardware used in prisons throughout the United States. One of his major projects was the design of a new gas chamber at the Missouri State Penitentiary at Jefferson City.

In January of 1988 I was in Toronto, Canada, assisting in the defense of Mr. Ernst Zündel, a German-Canadian who was on trial for spreading false news by publishing *Did Six Million Really Die?*,¹² a booklet which challenged the prevailing view that six million Jews were killed by the Nazis during World War II, primarily through the use of gas chambers using hydrocyanic gas (Zyklon B gas).

Ernst Zündel had been previously tried on the same charge in 1985. The trial lasted seven weeks and ended with a conviction and a sentence of fifteen months' imprisonment.¹³ In January 1987, the Ontario Court of Appeal overturned the judgment because of grave errors in law and ordered that a new trial be held. The retrial began on January 18, 1988, and at the time of this writing is still proceeding.

My initial conversations with Fred Leuchter took place in Boston on the 3rd and 4th of February, 1988. I was impressed with the conciseness of his answers to my questions and by his ability to explain every detail of gassing procedures. He confirmed to me the particularly dangerous nature of an execution by hydrocyanic gas.

Executions using this gas were carried out for the first time in the United States in 1924, but as late as 1988 major difficulties still existed in the construction of execution gas chambers, including the problem of leakage. I noticed that Fred Leuchter did not question the standard notion of the Holocaust.

After my return from Boston to Toronto and after I had reported to Ernst Zündel on my discussions with Fred Leuchter, Mr. Zündel decided to ask the latter to prepare an expert opinion on the alleged gas chambers at Auschwitz, Birkenau and Majdanek.

¹² R. E. Harwood, *Did Six Million Really Die?*, 26 pp., undated (www.ihr.org/books/harwood/dsmrd01.html).

¹³ Cf. Michael A. Hoffmann II, *The Great Holocaust Trial*, 3rd ed., Wiswell Ruffin House, Dresden, NY, 1995.

Mr. Leuchter accepted the assignment after a weekend in Toronto reviewing wartime aerial photographs of the camps, plans of the crematoriums and alleged gas chambers, documents on Zyklon B and slides taken of the sites in the 1970's by the Swedish researcher Ditlieb Felderer.

On February 25, 1988, Mr. Leuchter left for Poland together with his wife Carolyn, his draftsman Howard Miller, cinematographer Jürgen Neumann, and Polish-language interpreter Tijudar Rudolph. They returned eight days later on March 3rd.

Upon return, Fred Leuchter wrote his report of 192 pages including appendices. His conclusions were clear: the evidence was overwhelming that there were no execution gas chambers at Auschwitz, Birkenau and Majdanek and that the alleged gas chambers at these sites could not have been, then or now, utilized or seriously considered to function as execution gas chambers.

On the 20th and 21st of April, 1988, he stood in the witness stand in Toronto. At first, he replied to the questions put to him by Mr. Zündel's defense lawyer,¹⁴ Douglas H. Christie, assisted by Keltie Zubko and Barbara Kulaszka. Mr. Leuchter then faced cross-examination by the crown prosecutor, John Pearson, an official who had been assisted throughout the trial by another crown attorney, a law clerk, and frequent consultations with Jewish advisors sitting immediately behind him in the courtroom.

The examination and cross-examination took place in the presence of a judge and an eleven-member jury. In the courtroom, the atmosphere was one of extreme tension. I was sitting beside a number of revisionist experts, including Dr. William Lindsey, chief research chemist for Dupont Corporation before his retirement in 1985. Everyone in the courtroom, regardless of his or her own personal viewpoint on the topic under examination, was acutely aware, I think, of participating in a historical event. The myth of the gas chambers was ending.

The previous day, the director of the Missouri State Penitentiary, Bill Armontrout, had given testimony¹⁵ explaining the procedures and practical operation of a cyanide gas chamber. For every attentive listener it was revealed that if it was so difficult to execute a single person in this manner, then the alleged execution of hundreds of thousands of persons by the Germans using Zyklon B would equal the problem of trying to square the circle.

Following Fred Leuchter on the witness stand was Dr. James Roth, Ph.D. (Cornell Univ.), Manager of Alpha Analytical Laboratories in Ashland, Massachusetts.¹⁶ Dr. Roth reported on the analysis of samples taken from the walls, floors, ceilings and other structures inside the alleged gas chambers of

¹⁴ www.zundelsite.org/archive/english/dsmrd/dsmrd33leuchter.html

¹⁵ www.zundelsite.org/archive/english/dsmrd/dsmrd31armontrout.html

¹⁶ www.zundelsite.org/archive/english/dsmrd/dsmrd34roth.html

Auschwitz I and Birkenau. These tests revealed either no detection of traces of cyanide or extremely low levels. The only exception was the control sample number 32 taken from Delousing Facility Number 1 at Birkenau. These results were graphically produced in Appendix I of the Report and displayed to the jury on an overhead projector. The difference in detected cyanide between the delousing facility on one hand and the alleged gas chambers on the other was spectacular. The extremely low level of cyanide found in some crematoria was likely, in my opinion, to have resulted from disinfection of the premises during the war.

I think I was the first to point out that all studies of the alleged German execution gas chambers using Zyklon B should commence with a study of the American execution gas chambers. As early as 1977, with the help of an American friend, Eugene C. Brugger, a lawyer in New York City, I began an inquiry into this area. During this research, I obtained information from six American penitentiaries: San Quentin, California; Jefferson City, Missouri; Santa Fe, New Mexico; Raleigh, North Carolina; Baltimore, Maryland; and Florence, Arizona. I was forced to conclude at that time that only an expert in American gas-chamber technology could finally determine whether the alleged German execution gas chambers were capable of having been used as described in Holocaust literature.

During the next several years, my articles on German gas chambers always referred to the American gas chambers. These articles included "The Rumor of Auschwitz or the Gas Chamber Problem," published on December 29, 1978, in a French daily newspaper, *Le Monde*,¹⁷ and a long interview published in August 1979 in the Italian periodical *Storia Illustrata*.¹⁸ I visited the gas chamber in Baltimore, Maryland, in September 1979 and obtained eight photographs of the chamber and additional documentation. Then, during a meeting held in New York City under the chairmanship of Fritz Berg, I showed the Gas Chamber Procedure Check Sheet of the Baltimore penitentiary and discussed its implications. In 1980, in the first issue of the newly created *Journal of Historical Review*, I published an article entitled "The Mechanics of Gassing,"¹⁹ in which I described in some detail the gas-chamber procedures used in the United States. In the same year, I published in *Vérité Historique ou Vérité Politique?* the eight photographs of the Baltimore gas

¹⁷ "Le problème des chambres à gaz' ou 'la rumeur d'Auschwitz'," *Le Monde*, 29.12.1978, p. 8; see also "The 'problem of the gas chambers'," *Journal of Historical Review*, 1(2) (1980), pp. 103-114 (www.ihr.org/jhr/v01/v01p103_Faurisson.html)

¹⁸ R. Faurisson, "Le camera a gas non sono mai esistite," *Storia illustrata*, 261 (1979), pp. 15-35 (www.vho.org/aaargh/fran/archFaur/1974-1979/RF7908xx2.html); Engl.: "The Gas Chambers: Truth or Lie?" *Journal of Historical Review*, 2(4) (1981), pp. 319-373.

¹⁹ R. Faurisson, "The Mechanics of Gassing," *Journal of Historical Review*, 1(1) (1980) pp. 23-30 (www.ihr.org/jhr/v01/v01p23_Faurisson.html)

chamber.²⁰ My video entitled “The Gas Chamber Problem,” made in 1982, began with an analysis of the American gas chambers.

In 1983, I prepared for the Institute for Historical Review, Los Angeles, a book written in English on the Holocaust controversy which was to include, for the first time, a list of the questions put to the penitentiary wardens and their answers. The book, however, was never published: on July 4, 1984, American Independence Day, the archives of the Institute were destroyed by arson. This fire, for all intents and purposes, destroyed the financial viability of the Institute, and a number of projects, including that of my book, were abandoned.²¹

The Holocaust has appeared to be a subject of enormous proportions. But this “giant,” as Dr. Arthur Butz pointed out in *The Hoax of the Twentieth Century*,²² is a giant with feet of clay. To see the feet of clay, one need only go to Auschwitz Concentration Camp in Poland. In the words of Dr. Wilhelm Stäglich, “the extermination thesis stands or falls with the allegation that Auschwitz was a ‘death factory’.”²³ And for me, the whole mystery of Auschwitz is, in turn, concentrated on the 65 square meters of the alleged gas chamber of Auschwitz I and on the 210 square meters of the alleged gas chamber of Birkenau. These 275 square meters should have been forensically examined immediately after the war by the Allies, but no such examination was ever carried out then or since. The Polish examining magistrate, Jan Sehn, ordered some forensic examinations at Auschwitz but not of the alleged execution gas chambers themselves.

Research by revisionists has shown that the places alleged to have been execution gas chambers could not have been used for such a purpose. Ditlieb Felderer published photographs indicating the flimsy construction of vents and doors to the gas chambers and the lack of Prussian-blue stains on the walls.²⁴ I myself had discovered in 1975 in the archives of the Auschwitz State Museum (archives which are well-guarded by Communist officials) the plans of these alleged gas chambers and was the first to publish them in various books and articles. These plans were also shown at the first convention of the Institute for Historical Review in Los Angeles in 1979, when Mr. Zündel was present. In reality, these alleged gas chambers had been mortuaries or, as indicated on

²⁰ Serge Thion (Hg.), *Vérité historique ou vérité politique?*, La Vielle Taupe, Paris 1980 (www.vho.org/aaargh/fran/histo/SF/SF1.html).

²¹ See *Journal of Historical Review*, 5(2-4) (1984), outer back cover.

²² Arthur R. Butz, *The Hoax of the Twentieth Century*, 4th ed., Castle Hill Publishers, Uckfield 2015 (www.holocausthandbooks.com/dl/07-thottc.pdf).

²³ W. Stäglich, *The Auschwitz Myth*, Institute for Historical Review, Torrance, CA, 1986; 3rd ed. Castle Hill Publishers, Uckfield 2015, p. 15.

²⁴ Cf. Ditlieb Felderer, “Auschwitz Notebook Part 2: Lids and openings,” *Journal of Historical Review* 1(3) (1980), pp. 255-266 (www.ihr.org/jhr/v01/v01p255_Felderer.html).

the plans, “*Leichenhalle*” for Krema I (later transformed into an air-raid shelter) and “*Leichenkeller*” for Krema II.

Nevertheless, in order to obtain an entirely scientific confirmation of what simple common sense compelled us to see and what revisionist research work and documents had revealed, it was necessary to look for an American gas-chamber specialist. I desperately tried to find such a specialist, but, frankly, I had little hope of finding a man who was not only an expert in gas-chamber technology, but also courageous enough to carry out such an investigation in a Communist country and to publish the results if ever they confirmed revisionist conclusions. Fortunately, I was wrong.

Fred Leuchter was this specialist. He went to Poland, conducted the forensic examination, wrote his report and testified in a Canadian court on behalf of Mr. Zündel. In so doing, he has quietly entered history.

Fred Leuchter is a modest but quietly determined man who speaks precisely. He would be an excellent professor and has the gift of making people understand the intricacies of any difficult problem. When I asked him whether or not he was afraid of any dangerous consequences, he replied, “A fact is a fact.” Upon reading the *Leuchter Report*, David Irving, the famous British historian, said on April 22, 1988, during his testimony in Toronto that it was a “shattering” document which would become essential for any future historian writing on the Second World War.

Without Ernst Zündel, almost nothing of what has now transpired would have been conceivable. He sacrifices everything in his search for historical accuracy and lives under difficult conditions, facing influential and powerful enemies. The pressure on him is permanent and takes the most unexpected and sometimes the most vicious forms. But he has a strong personality and charisma. He knows how to analyze any given situation, to evaluate the ratio of forces, to turn adversity into advantage. From all parts of the world he attracts and mobilizes competent people. He is a profound man, a genius who combines common sense with a keen understanding of people and situations.

He may once again go to prison for his research and beliefs or be threatened with deportation. All this is possible. Anything may happen when there is an intellectual crisis and a realignment of historical concepts of such dimension. Revisionism is the great intellectual adventure at the end of this century. Whatever happens, Ernst Zündel is already the victor. He is the pacifist-activist who has achieved this victory through the powers of reason and persuasion.

On May 11, 1988, the jury found Ernst Zündel guilty of knowingly spreading false news about the Holocaust. He was sentenced to nine months’ imprisonment and was granted bail after signing a gag order, promising not to write

or speak about the “Holocaust” until the end of his appeal proceedings. He thus joined Galileo.

On August 27, 1992, the Canadian Supreme Court overturned Ernst Zündel’s conviction and declared the law unconstitutional under which he was dragged through the courts of Canada for nine years. Canada has refused to apologize to Ernst Zündel for his ordeal, and has turned down his request for compensation for his legal costs etc.

In spring of 1995, Zündel’s home in Toronto was the target of violent demonstrations. Posters spread throughout Toronto urged violence against him. On April 4, 1995, an anonymous bomb threat with a razor blade and a mousetrap was sent to Zündel. On May 7, 1995, Zündel’s



Fig. 1: The Zündel residence in Toronto after the arson attack on May 7, 1995.

house was the victim of arson, suffering some \$400,000 of damage. During the week of May 20, 1995, Zündel received a “book parcel” containing a bomb. The police bomb squad detonated the bomb safely by remote control in a quarry near Toronto.

On August 5, 1995, the Canadian Minister of Citizenship and Immigration informed Zündel that he had been classified a “security risk” to Canada, a decision upheld by the Canadian Supreme Court on April 30, 1998.

In 1996 Zündel was dragged in front of the recently established Canadian Human Rights Commission for allegedly inciting hatred. Any evidence introduced for his defense was declared to be irrelevant by the Commission, because when it comes to incitement to hatred, “truth is not a defense,” so the decision of the Human Rights Commission. On May 25, 1998, this Commission issued a ruling finding him guilty of inciting hatred with the website dedicated to him called www.zundelsite.com. Zündel was ordered to shut down his website and cease and desist from all public statements on the Holocaust.

All subsequent attempts to challenge the legality of the proceedings of the Human Rights Commission failed, despite harsh criticism even from the mass media.

In early 2000, Ernst Zündel married the U.S. citizen Ingrid Rimland and immigrated to the United States. Due to his marriage to a U.S. citizen, he applied for permanent legal residence. The proceedings for legal residence were

started properly, but some communication problems apparently evolved between Zündel and his immigration lawyer. As a result of this, Ernst Zündel missed a scheduled hearing at the U.S. Immigration and Naturalization Service in spring 2001. Hence, on February 5, 2003, Ernst Zündel was arrested, and on February 17, the U.S. authorities deported him back to Canada, where he was held in solitary confinement in a high-security prison. With the help of the new anti-terror



Fig. 2: *The arrested Ernst Zündel at his arrival in Toronto, Feb. 19, 2003.*

legislation enacted after 9/11, the Canadian authorities claimed that Zündel was a security risk to Canada and that the evidence proving this was a matter of national security and could therefore not be disclosed. All attempts to challenge this secret evidence and to challenge these kangaroo-style proceedings failed. On March 1, 2005, Zündel was deported to Germany. The Canadian authorities gave as reasons that Zündel was a security risk because he had associated with individuals and groups that were allegedly inclined to endorse or engage in violence and because his views destabilize the government of Germany.

As these lines are being written, Ernst Zündel is sitting in a German jail in Mannheim awaiting his trial for “Holocaust denial,” an offense which is punished with up to five years imprisonment. In Germany, no exonerating evidence may be introduced in such trials, since that same evidence would constitute “denial” as well and would merely lead to another criminal indictment of the defendant *and* his lawyer.

Robert Faurisson, Toronto, April 23, 1988

Updated on May 3, 2005

P.S.: On February 15, 2007, Ernst Zündel was sentenced to five years’ imprisonment by judge Meinerzhagen of the Mannheim District Court. The two years he had spent in Canada in solitary confinement were not recognized by the German court, claiming that this confinement had been unrelated.

On March 1, 2010, Ernst Zündel was finally released from prison. When he was deported from the U.S. in 2005, he was barred from returning to the U.S. for 20 years. Since the German government has issued a European arrest warrant for his wife Ingrid for her revisionist activities, she cannot come to Europe either, hence for this couple a married life together takes place only during brief vacation time spent in third countries outside of Europe.

2. A Brief History of Critiques of the Leuchter Report

A fact-oriented discussion of the technical arguments brought to the public by the *Leuchter Report* was started in France by an attempt at refutation by the French pharmacist Jean-Claude Pressac in the periodical *Jour Juif*.²⁵ However, Pressac's article could hardly qualify as an expert discussion, because he did not back up any of his technical or scientific claims with evidence or exact scientific argumentation. Though he did point out several deficiencies in the *Leuchter Report*, he made several errors himself in chemical and engineering questions due to his lack of expertise.²⁶

Next came the late Dr. Georges Wellers, who has been both Professor for Physiology and Biochemistry at France's National Center for Scientific Research (Centre National de la Recherche Scientifique, CNRS) and president of the historical commission of the Center for Contemporary Jewish Documentation (*Centre de Documentation Juive Contemporaine, CDJC*) in Paris. He wrote an article narrowly focusing on only a few aspects of the *Leuchter Report*:²⁷ His paper is characterized by wishful thinking running contrary to physical reality and ignoring what witnesses claimed about the alleged homicidal gassings.²⁸

The first response from Germany came from Germany's official Institute for Contemporary History (*Institut für Zeitgeschichte*).²⁹ It was based on Pressac's work, did not bother to back up any of its claims with evidence, and was therefore hardly useful, also due to the all-too-apparent lack of technical expertise of its author, historian Hellmuth Auerbach.³⁰

²⁵ J.-C. Pressac, *Jour J*, December 12, 1988, pp. I-X; see also Pressac in: S. Shapiro (ed.), *Truth Prevails: Demolishing Holocaust Denial: The End of the Leuchter Report*, Beate Klarsfeld Foundation, New York 1990.

²⁶ On this cf. Paul Grubach, "The Leuchter Report Vindicated: A Response to Jean-Claude Pressac's Critique," *Journal of Historical Review*, 12(4) (1992), pp. 445-473; see also in German: W. Schuster, "Technische Unmöglichkeiten bei Pressac," *Deutschland in Geschichte und Gegenwart*, 39(2) (1991), pp. 9-13 (vho.org/D/DGG/Schuster39_2.html).

²⁷ G. Wellers, "A propos du 'rapport Leuchter' les chambres à gaz d'Auschwitz," *Le Monde Juif*, No. 134, April-June 1989, pp. 45-53.

²⁸ Cf. G. Rudolf, "Fantasies of a Biochemist," G. Rudolf, Carlo Mattogno, *Auschwitz Lies*, 2nd ed., The Barnes Review, Washington, DC, 2011, pp. 35-43 (www.holocausthandbooks.com/dl/18-al.pdf).

²⁹ H. Auerbach, Institut für Zeitgeschichte, letter to Bundesprüfstelle, Munich, Oct. 10, 1989; Auerbach, November 1989 (no day given), both published in U. Walendy, *Historische Tatsache* no. 42, Verlag für Volkstum und Zeitgeschichtsforschung, Vlotho 1990, pp. 32 and 34; somewhat shortened in: Wolfgang Benz (ed.), *Legenden, Lügen, Vorurteile*, 7th ed., dtv, Munich 1995, pp. 147-149.

³⁰ In this regard, see my technical appraisal, first reprinted in Henri Roques, Günter Anthon, *Der Fall Günter Deckert*, DAGD/Germania Verlag, Weinheim 1995, pp. 431-435 (www.vho.org/D/Deckert/C2.html); updated as "Institut für Zeitlegenden" in G. Rudolf, *Auschwitz-Lügen*, 2nd ed., Castle Hill Publishers, Uckfield 2012, pp. 15-28 (www.holocausthandbuecher.com/dl/18d-al.pdf).

In 1991, a contribution on the *Leuchter Report* appeared in an anthology on the Third Reich, authored by a 90-year-old German geriatric, retired social worker Werner Wegner, who had neither qualifications in chemistry nor civil engineering nor did he back up his technical claims.³¹ Instead of seeking the advice of qualified people on these matters, he drew his own conclusions – to his own massive embarrassment.³² On my question why German historian Dr. Rainer Zitelmann, the responsible editor of this anthology, included this ridiculous piece in his otherwise well-researched compilation, he indicated that he had to include the paper to avoid opposition to his book due to the fact that the other papers were ‘revisionist’ in tone.³³

At the end of 1991, Austrian chemist Dr. Josef Bailer critiqued the *Leuchter Report* in a little booklet published in Austria.³⁴ This work is notable for largely ignoring the witness testimony on the procedures supposedly used during the gassings at Auschwitz and for the author’s lack of understanding of the chemical process involved. Despite criticism directed at his study,³⁵ Bailer repeated his unsustainable objections in a later publication,³⁶ without responding to his critics.³⁷

Finally, the Auschwitz State Museum itself ordered an expert report to be compiled. The Institute for Forensic Research, Toxicology Division, of Krakow, Poland, named after Prof. Dr. Jan Sehn, prepared this report, which was confined to the analysis of masonry samples, on September 24, 1990, under the late Dr. Jan Markiewicz, professor for technical testing.³⁸ The report concluded that the reason why Leuchter’s samples from the homicidal gas chambers were mostly negative with respect to traces of cyanide was because the

³¹ W. Wegner, “Keine Massenvergasungen in Auschwitz? Zur Kritik des Leuchter-Gutachtens,” in U. Backes, E. Jesse, R. Zitelmann (eds.), *Die Schatten der Vergangenheit*, Propyläen, Frankfurt 1990, pp. 450-476 (www.vho.org/D/dsdv/Wegner.html, with inserted critique by the present writer).

³² On this cf. W. Häberle, “Zu Wegners Kritik am Leuchter-Gutachten,” *Deutschland in Geschichte und Gegenwart*, 39(2) (1991), pp. 13-17 (www.vho.org/D/DGG/Haeberle39_2.html); G. Rudolf, “Ein Sozialoberrat schreibt Geschichte,” in Rudolf, op. cit., (note 30), pp. 55-74.

³³ In a personal communication to me.

³⁴ J. Bailer, “Der Leuchter-Bericht aus der Sicht eines Chemikers,” in: *Amoklauf gegen die Wirklichkeit*, Dokumentationszentrum des österreichischen Widerstandes, Bundesministerium für Unterricht und Kultur (eds.), Vienna 1991, pp. 47-52.

³⁵ Cf. Ernst Gauss (alias Germar Rudolf), *Vorlesungen zur Zeitgeschichte*, Grabert, Tübingen 1993, pp. 290-293 (www.vho.org/D/vuevz); E. Gauss, “Chemische Wissenschaft zur Gaskammerfrage,” *Deutschland in Geschichte und Gegenwart*, 41(2) (1993), pp. 16-24 (www.vho.org/D/DGG/Gauss41_2).

³⁶ Josef Bailer, in B. Bailer-Galanda, W. Benz, W. Neugebauer (ed.), *Wahrheit und Auschwitzlüge*, Deuticke, Vienna 1995, pp. 112-118.

³⁷ Cf. my renewed critique: Germar Rudolf, “Zur Kritik an ‘Wahrheit und Auschwitzlüge’” in: Herbert Verbeke (ed.), *Kardinalfragen zur Zeitgeschichte*, Vrij Historisch Onderzoek, Berchem, 1996, pp. 91-108 (www.vho.org/D/Kardinal/Wahrheit.html); reprinted in G. Rudolf, “Lüge und Auschwitz-Wahrheit,” in Rudolf, op. cit., (note 30), pp. 193-236; Engl.: “Critique of Truth and the Auschwitz-Lie” (www.vho.org/GB/Books/cq/critique.html).

³⁸ J. Markiewicz, W. Gubala, J. Labedz, B. Trzcinska, Expert Opinion, Prof. Dr. Jan Sehn Institute for Forensic Research, department for toxicology, Krakow, Sept. 24, 1990; partially published, e.g. in: “An official Polish report on the Auschwitz ‘gas chambers’,” *Journal of Historical Review*, 11(2) (1991), pp. 207-216.

cyanide compounds had been exposed for more than 40 years to weathering, which these compounds allegedly could not have withstood. Three of these authors from the Jan Sehn Institute later published additional findings.³⁹ Both studies, however, were based on a verifiably incorrect analytical method, so that their results were flawed.⁴⁰ Correspondence with the authors failed to elucidate the reasons for the deliberate use of an incorrect method.⁴¹

The first critique of the *Leuchter Report* that deserved at least partially to be called scientific was published on the Internet in 1998 by an American Ph.D. chemist, Dr. Richard J. Green. Green also criticized the *Rudolf Report*, unfortunately engaging in massive political name-calling as well.⁴² In related correspondence⁴³ the author of the paper avoided any discussion of the central issues.⁴⁴

In 1999, the Dutch cultural historian Dr. Robert Jan van Pelt, professor of the history of architecture in Canada, produced an expert report on Auschwitz for the defense in the libel case of British Historian David Irving against U.S. author Deborah Lipstadt.⁴⁵ This report represents a retreat from the argumentative situation *before* Jean-Claude Pressac's first book, published in 1989,⁴⁶

³⁹ J. Markiewicz, W. Gubala, J. Labedz, *Z Zagadnien Nauk Sadowych*, Z XXX (1994) pp. 17-27 (www.nizkor.org/hweb/orgs/polish/institute-for-forensic-research).

⁴⁰ G. Rudolf, "Leuchter-Gegengutachten: Ein Wissenschaftlicher Betrug?," in *Deutschland in Geschichte und Gegenwart* 43(1) (1995) pp. 22-26 (www.vho.org/D/Kardinal/Leuchter.html); Engl.: "Counter-Leuchter Expert Report: Scientific Trickery?" (www.vho.org/GB/Books/cq/leuchter.html); summarized in Rudolf, "A Fraudulent Attempt to Refute Mr. Death," www.vho.org/GB/c/GR/Fraudulent.html; updated in G. Rudolf, "Polish Pseudo-Scientists," in: G. Rudolf, Carlo Mattogno, op. cit. (note 28), pp. 45-67.

⁴¹ G. Rudolf and J. Markiewicz, W. Gubala, J. Labedz, "Briefwechsel," in: *Sleipnir*, 1(3) (1995) pp. 29-33; reprinted in *Herbert Verbeke* (ed.), op. cit. (note 37), pp. 86-90 (online English: as note 40) and G. Rudolf, "Polish Pseudo-Scientists," op. cit. (note 40), pp. 57-67.

⁴² Richard J. Green, "The Chemistry of Auschwitz," May 10, 1998, holocaust-history.org/auschwitz/chemistry/, and "Leuchter, Rudolf and the Iron Blues," March 25, 1998, holocaust-history.org/auschwitz/chemistry/blue/, with considerable proselytizing 'anti-fascist' bias.

⁴³ A detailed description of the deficiencies of the paper appeared in "Das Rudolf Gutachten in der Kritik, Teil 2," *Vierteljahreshefte für freie Geschichtsforschung* 3(1) (1999), pp. 77-82 (www.vho.org/VffG/1999/1/RudDas3.html); Engl.: "Some considerations about the 'Gas Chambers' of Auschwitz and Birkenau," www.vho.org/GB/c/GR/Green.html.

⁴⁴ Richard J. Green, Jamie McCarthy, "Chemistry is Not the Science," May 2, 1999, holocaust-history.org/auschwitz/chemistry/not-the-science/. About 50% of the article consists of political accusations and vilification. For a response, see G. Rudolf, "Character Assassins," www.vho.org/GB/c/GR/CharacterAssassins.html: R. Green's response to this, "Postscript to Chemistry Is Not the Science: Rudolf's Character Suicide" (www.holocaust-history.org/auschwitz/chemistry/not-the-science/postscript.shtml), was again filled with political polemics and evasions of the core issues; see G. Rudolf, "Dr. Richard Green's Evasions," www.vho.org/GB/c/GR/Evasions.html. See also G. Rudolf, "Green sees Red," in: G. Rudolf, Carlo Mattogno, op. cit. (note 28), pp. 69-85.

⁴⁵ *Pelt Report*, introduced in evidence during the libel case before the Queen's Bench Division, Royal Courts of Justice, Strand, London, David John Cawdell Irving vs. (1) Penguin Books Limited, (2) Deborah E. Lipstadt, ref. 1996 I. No. 113 (www.hdot.org/en/trial/defense/van.html).

⁴⁶ Jean-Claude Pressac, *Auschwitz: Technique and operation of the gas chambers*, Beate-Klarsfeld-Foundation, New York 1989 (www.holocaust-history.org/auschwitz/pressac/technique-and-operation/pressac0011.shtml).

ignoring almost all arguments brought forth by revisionists since that year.⁴⁷ In 2002, Prof. van Pelt published a summary of the evidence presented at said trial and his interpretation of it.⁴⁸ This book is the first in English to intensively discuss various revisionist arguments, for which van Pelt mainly relies on the works of J.-C. Pressac.⁴⁹ It is a pity, though, that the cultural historian van Pelt tries to address many chemical, toxicological, engineering, and architectural questions for which he simply lacks both expertise and experience.⁵⁰

Considering all the deficiencies of the critiques of the (first) *Leuchter Report*, the present edition may be the first thorough criticism of the *Leuchter Report*. At the same time, it tries to be fair. When reading my critical remarks in the footnotes as well as in the explanatory chapters added after Leuchter's report, the reader should keep in mind that Leuchter had only two weeks to compile his work, based on the limited knowledge of 1988, whereas the current author has had more than a decade of time to investigate the issues involved, and he also had the help of many other scholars working in this field for years or even decades.

Germar Rudolf, Chicago, April 1, 2005

⁴⁷ Cf. G. Rudolf, "Gutachter und Urteilsschelte," *Vierteljahreshefte für freie Geschichtsforschung* 4(1) (2000), pp. 33-50 (www.vho.org/VfFG/2000/1/Rudolf33-50.html); more exhaustively, in English, www.vho.org/GB/c/GR/RudolfOnVanPelt.html and [.../CritiqueGray.html](http://www.vho.org/GB/c/GR/RudolfOnVanPelt.html#CritiqueGray). See also G. Rudolf, "Der Pseudo-Architekt," in: G. Rudolf, op. cit. (note 30), pp. 301-346.

⁴⁸ Robert J. van Pelt, *The Case for Auschwitz. Evidence from the Irving Trial*, Indiana University Press, Bloomington/Indianapolis 2002.

⁴⁹ When he addresses chemical questions, he also refers to some degree to the work of R. Green (*ibid.*, p. 365, 499).

⁵⁰ For a detailed critique of van Pelt's flawed arguments in his 2002 book, see C. Mattogno, *The Real Case for Auschwitz*, Castle Hill Publishers, Uckfield 2015 (www.holocausthandbooks.com/dl/22-atcfs.pdf).

3. An Engineering Report on the Alleged Execution Gas Chambers at Auschwitz, Birkenau, and Majdanek, Poland

3.0. Introduction

In February of this year (1988), I was contacted by Dr. Robert Faurisson for Mr. Ernst Zündel and asked to consider an assignment to investigate and forensically evaluate the extant crematoria and alleged execution gas chambers operated by the Nazis in Poland and to render an engineering opinion as to their feasibility and efficacy.

After a meeting with Mr. Zündel, defense lawyer Douglas H. Christie and staff members, in which the project was discussed, I was told that my findings were to be used in conjunction with the case of the Queen v Zündel, then before the District Court in Toronto.

Understanding this, it was determined that the investigation would include Auschwitz, Birkenau and Majdanek (Lublin), and all associated crematoria and alleged execution gas chambers. I accepted the assignment and on February 25, 1988, I led a party of investigators to Poland. This party consisted of myself; my wife Carolyn Leuchter; Mr. Howard Miller, draftsman; Mr. Jurgen Neumann, cinematographer; and Mr. Tijadar Rudolph, Polish language interpreter. We returned on March 3, 1988 after inspecting all the required facilities at Auschwitz, Birkenau and Majdanek. This report and my findings are resultant to those investigations conducted in Poland.

3.1. Purpose

The purpose of this report and the investigation upon which it is based is to determine whether the alleged execution gas chambers and crematory facilities at three (3) sites in Poland, namely Auschwitz, Birkenau and Majdanek, could have operated in the manner ascribed to them in Holocaust literature.

This purpose includes the investigation and inspection of the physical facilities, design of these facilities, and a description of procedures utilized at these facilities with an eye to determining the quantities of gas utilized, the times involved in these usages (i.e. execution and ventilation times), the physical sizes of chambers relative to the inclusion of occupants and the procedures and times involved in handling and cremating corpses with the intent of determining the veracity and credibility of unsupported operational reports.

This purpose does not include a determination of any numbers of persons who died or were killed by means other than gassing or as to whether an actual Holocaust occurred. It, further, is not the intent of this author to redefine the Holocaust in historical terms, but simply to supply scientific evidence and information obtained at the actual sites and to render an opinion based on all available scientific, engineering and quantitative data as to the purpose and usages of the alleged execution gas chambers and crematory facilities at the investigated locations.

3.2. Background

The principal investigator and author of this report on design and fabrication of execution hardware has specifically worked on and designed hardware in the United States used in the execution of condemned persons by means of hydrogen cyanide gas.⁵¹

The investigator has inspected the facilities at Auschwitz, Birkenau and Majdanek, made measurements, taken forensic samples, reviewed design and procedural literature on DEGESCH delousing chambers and procedures, Zyklon B gas, and materials on execution procedures. Much of the reviewed material was literature purchased and viewed at the sites in Poland, including copies of original drawings of Kremas I, II, III, IV and V.

3.3. Scope

The scope of this report includes a physical inspection and quantitative data obtained at Auschwitz, Birkenau and Majdanek, literature supplied by the officials at the three (3) museum sites, blueprint copies of Kremas I, II, III, IV and V obtained at the museums, material relative to DEGESCH delousing chambers and facilities (including equipment and procedures utilized with Zyklon B gas), a description of operational procedures at the facilities in question, and forensic samples taken at the Kremas investigated.

Additionally, data on the design of U.S. gas chambers and operational procedures coming from the investigator's own personal knowledge and work in the field, as well as an investigation of U.S. crematories and procedures, were utilized in the production of this report. Utilizing all of the above data, the investigator has limited the focus of this study to a determination of:

(a) the capability of the alleged execution gas chambers to have accomplished the mass murder of human beings by the use of Zyklon B gas in Auschwitz I and Birkenau and carbon monoxide and/or Zyklon B gas in Majdanek;

⁵¹ See the "Third Leuchter Report" in this volume.

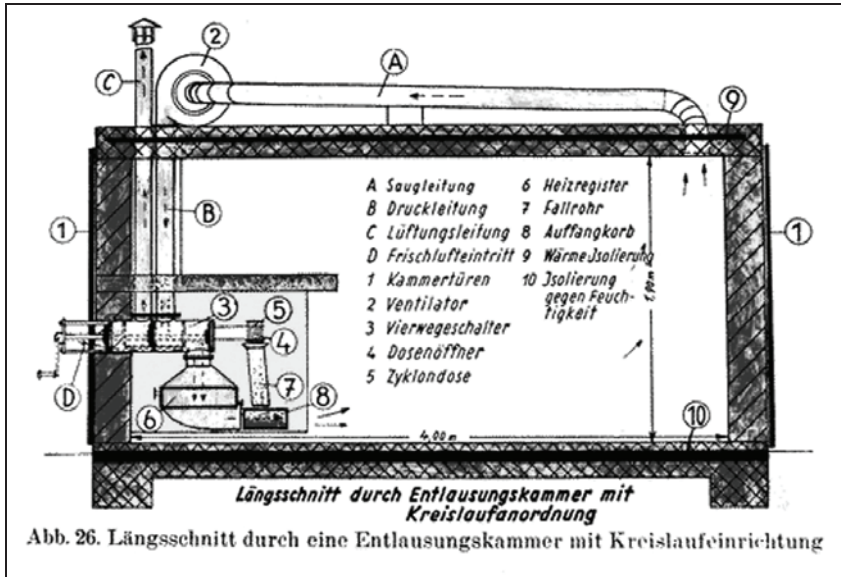


Fig. 3: DEGESCH delousing chamber with circulation feature.⁵² This design was developed in the late 1930s / early 1940s and became a standard in Germany during the war. It was, however, not installed in all concentration camps, which were frequently equipped with makeshift delousing chambers. Editor's note.

(b) the capability of the investigated kremas to have accomplished the alleged number of human cremations in the alleged period of time.

3.4. Synopsis and Findings

After a study of the available literature, examination and evaluation of the existing facilities at Auschwitz, Birkenau and Majdanek, with expert knowledge of the design criteria for gas chamber operation, an investigation of crematory technology and an inspection of modern crematories, the author finds no evidence that any of the facilities normally alleged to be execution gas chambers were ever used as such, and finds, further, that because of the design and fabrication of these facilities, they could not have been utilized for execution gas chambers.

Additionally, an evaluation of the crematory facilities produces conclusive evidence that contradicts the alleged volume of corpses cremated in the generally alleged time frame. It is, therefore, the best engineering opinion of the author that none of the facilities examined were ever utilized for the execution

⁵² Ludwig Gaßner, "Verkehrshygiene und Schädlingsbekämpfung," *Gesundheits-Ingenieur*, 66(15) (1943), pp. 174ff.; cf. F.P. Berg, "Typhus and the Jews," *Journal of Historical Review*, 8(4) (1988), pp. 433-481.

of human beings and that the crematories could never have supported the alleged work load attributed to them.

3.5. Method

The procedures involved in the study and forensic analysis which resulted in the report were as follows:

1. A general background study of the available material.
2. An on-site inspection and forensic examination of the facilities in question which included the taking of physical data (measurements and construction information) and a considered removal of physical sample material (brick and mortar) which was returned to the United States for chemical analysis.
3. A consideration of recorded and visual (on-site) logistic data.
4. A compilation of the acquired data.
5. An analysis of the acquired information and comparison of this information with known and proven design, procedural and logistic information and requirements for the design, fabrication and operation of actual gas chambers and crematories.
6. A consideration of the chemical analysis of the materials acquired on site.
7. Conclusions based on the acquired evidence.

3.6. Use of HCN and Zyklon B as a Fumigant

Hydrogen cyanide gas (HCN or hydrocyanic acid) has been utilized as a fumigant since before WWI. It has been used side by side with steam and hot air and during WWII with D.D.T. by the United States and its Allies.

HCN is generally manufactured by a chemical reaction of sodium cyanide with dilute sulfuric acid. The chemical reaction results in HCN being given off into the air with a remainder of prussic acid (hydrocyanic acid). This reaction is normally contained in a ceramic crock pot.

This procedure has been utilized for pest and vermin control on ships, in buildings and in specially designed chambers and structures. Special design and handling considerations must be followed to ensure the safety of the users (technicians). Hydrogen cyanide is one of the most powerful and dangerous of all fumigation chemicals. Buildings especially constructed or modified for this purpose were used by all militaries and health organizations throughout the world. HCN has been used everywhere for disease control; specifically for plague and typhus i.e. rat, flea and lice control.

Special chambers were used since WWI in Europe and the United States. Some of these chambers were used by the German Army in Europe before and

Table 1: Specification of HCN⁵⁴

Name:	HCN, hydrocyanic acid, prussic acid
Boiling point:	25.7°C/78.3°F at 760 mm Hg
Specific gravity:	0.69 at 18°C/64°F
Vapor density:	0.947 (air=1)
Melting point:	-31.2°C/8.2°F
Vapor pressure:	750 mm Hg at 25°C/77°F 1200 mm Hg at 38°C/100°F
Solubility in water:	100%
Appearance:	clear
Color:	slightly bluish
Odor:	bitter almond, very mild, non-irritating (odor is not considered a safe method of determining presence of the poison)

Hazards:

1. Unstable with heat, alkaline materials and water
2. Will explode if mixed with 20% sulfuric acid
3. Polymerization (decomposition) will occur violently with heat, alkaline material or water. Once started, reaction is autocatalytic and uncontrollable. Will explode.
4. Flash point: -18°C/0°F
5. Autoignition temperature: 538°C/1000°F
6. Flammable limits in air: lower 6 vol.-%, upper 41 vol.-%

during WWII and much earlier by the United States Immigration Service at Ellis Island, New York Harbor. Many of these fumigation chambers were made by DEGESCH, a German firm located in Frankfurt am Main, Germany. During the war, DEGESCH supervised the distribution of Zyklon B. DEGESCH presently manufactures HCN.⁵³

Zyklon B was a special commercial preparation containing hydrocyanic acid. The name “Zyklon B” was itself a trade name. HCN was prepared at the factory and delivered in a form where the HCN was absorbed in a porous carrier, either wood pulp or diatomaceous earth (chalk).⁵⁵ It was supplied either in discoids or snippets or pellets. This preparation was sealed in an airtight can which required a special can opener. In this form the HCN – Zyklon B was much safer and easier to handle. The resultant Zyklon B gas was HCN.

The discoids, snippets or pellets had to be spread on the floor of the area to be fumigated or utilized in a chamber which circulated and heated the air

⁵³ DEGESCH is no longer in business. Its operations were taken over by Detia Freyberg, Ltd., Germany. Zyklon B® was renamed to Cyanosil® after the TV series “Holocaust” in 1978/79.

⁵⁴ See W. Braker, A.L. Mossman, *Matheson Gas Data Book*, Matheson Gas Products, East Rutherford 1971, p. 301; R.C. Weast (ed.), *Handbook of Chemistry and Physics*, 66th Ed., CRC Press, Boca Raton, Florida 1986, E 40.

⁵⁵ A third type of porous carrier material introduced in the late 1930s, gypsum mixed with small amounts of starch (called “Ercos”), more and more replaced the type using diatomaceous earth. See R. Irmscher, “Nochmals: ‘Die Einsatzfähigkeit der Blausäure bei tiefen Temperaturen’,” *Zeitschrift für hygienische Zoologie und Schädlingsbekämpfung*, 34 (1942), pp. 35f.; Wolfgang Lambrecht, “Zyklon B – eine Ergänzung,” *Vierteljahreshefte für freie Geschichtsforschung* 1(1) (1997), pp. 2-5; see also Jürgen Kalthoff, Martin Werber, *Die Händler des Zyklon B*, VSA-Verlag, Hamburg 1998; Horst Leipprand, *Das Handelsprodukt Zyklon B: Eigenschaften, Produktion, Verkauf, Handhabung*, publ. by author, Mannheim 2008; www.grin.com/de/e-book/150878/dashandelsprodukt-zyklon-b. It was also the type used at Auschwitz, see Harry W. Mazal, “Zyklon-B: A Brief Report on the Physical Structure and Composition,” www.holocausthistory.org/auschwitz/zyklonb/

within the chamber in excess of 78.3 degrees Fahrenheit (25.7 degrees Centigrade).⁵⁶ If used in buildings, ships, or tents to fumigate trees and produce, the area must be heated to an excess of 78.3 degrees Fahrenheit temperature, the boiling point of HCN. Failure to do this will result in a much longer time to complete the fumigation. Fumigation takes a minimum of 24 to 48 hours.⁵⁷

After the fumigation, the ventilation of the area must take a minimum of ten hours, depending on the location (and volume), and longer if the building has no windows or exhaust fans.⁵⁸ The fumigated area must then be chemically tested for the presence of gas before entering.⁵⁹ Gas masks are sometimes used, but are not safe and should not be used for more than ten (10) minutes.⁶⁰ A complete chemical suit must be worn to prevent skin poisoning.⁶¹ The warmer the temperature and the drier the location, the faster and safer the handling will be.

The specifications for the gas are found in Table 1.

3.7. Design Criteria for a Fumigation Facility

A fumigation facility, whether a building or a chamber, must adhere to the same basic requirements. It must be sealable, heatable, have both circulation and exhaust capability for the air, must have a sufficiently high stack for the

⁵⁶ Zyklon B can also be applied at lower temperatures, because HCN evaporates steadily even at temperatures as low as -5°C/20°F; see R. Irmscher, *ibid*.

⁵⁷ This value is recommended by DEGESCH for fumigations in rooms without special heating and ventilation devices. Minimum ventilation time is set to be 10 hrs. or even 20 hrs., see DEGESCH, *Zyklon for Pest Control*, undated, 28pp, see appendix to this report (starting at p. 76); see also the information sheet issued by the Public Health Agency of Bohemia-Moravia during the war (Gesundheitsanstalt des Protektorats Böhmen und Mähren), "Richtlinien für die Anwendung von Blausäure (Zyklon) zur Ungezieferverteilung (Entwesung)," as presented during the International Military Tribunal in Nuremberg, document NI-9912 (see R. Faurisson, in G. Rudolf (ed.), *Auschwitz: Plain Facts*, Theses & Dissertations Press, Chicago, IL 2005, pp. 103-111).

⁵⁸ The procedure can be vastly accelerated when using special fumigation chambers designed like the DEGESCH "Kreislaufanlage" (circulation facility), see Gerhard Peters, E. Wüstinger, "Entlausung mit Zyklon-Blausäure in Kreislauf-Begasungskammern. Sach-Entlausung in Blausäure-Kammern," *Zeitschrift für hygienische Zoologie und Schädlingsbekämpfung*, 32 (10/11) (1940), pp. 191-196; cf. also F.P. Berg, "The German Delousing Chambers," *Journal of Historical Review*, 7(1) (1986), pp. 73-94.

⁵⁹ See Carlo Mattogno, "The 'Gas Testers' of Auschwitz," *The Revisionist*, 2(2) (2004), pp. 140-154 (www.vho.org/tr/2004/2/Mattogno140-154.html).

⁶⁰ This value depends on various factors, like: type of filter used, concentration of HCN in air, breathing volume. There were special HCN filters available which last as long as 30 min at 1Vol.-% HCN in air. Cf. R. Queisner, "Erfahrungen mit Filtereinsätzen und Gasmasken für hochgiftige Gase zur Schädlingsbekämpfung," *Zeitschrift für hygienische Zoologie und Schädlingsbekämpfung*, 1943, pp. 190-194.

⁶¹ Poisoning through the skin occurs at concentrations of 0.6 Vol.-% and beyond. A concentration of 1 Vol.-% can be fatal within a few minutes. Heavy physical activity, resulting in wet skin (sweat), is considered highly dangerous, see F. Flury, F. Zernik, *Schädliche Gase, Dämpfe, Nebel, Rauch- und Staubarten*, Berlin 1931, p. 405; see also M. Daunderer, *Klinische Toxikologie*, 30th suppl. delivery 10/87, ecomed, Landsberg 1987, pp. 4ff.

exhaust and a means for distribution of the gas evenly (likewise the Zyklon B material).⁶²

First, if a chamber is used today, it must be a welded and pressure tested vessel coated with an inert (epoxy) paint or stainless steel or plastic (PVC). The doors must be gasketed with an HCN resistant material (pickled asbestos, neoprene or Teflon[®]). If a building, it must be made of brick or stone and coated both inside and out with an inert (epoxy) paint or pitch, tar or asphalt. The doors and windows must be gasketed or sealed with a rubberized or pitched canvas and sealed with neoprene sealant or tar. In either case, the area must be extremely dry. The term 'sealing' has two meanings: first, to mechanically prevent leakage from the facility; and second, to render the exposed, porous surfaces of the facility impervious to impregnation by Zyklon B gas.

Second, the chamber or structure must have a gas generator or distribution system for Zyklon B which would force hot air over the Zyklon B or the generator (generator may be heated with water if sealed) and circulate the warm air and gas. The mixture required for fumigation is 3200 parts per million (ppm) or 0.32% total volume HCN. The chamber must be free of obstructions and have a capability for a strong, constant and copious air flow.

Third, the chamber or structure must have a means for evacuating the poisonous air/gas mixture and replacing it with fresh air. Generally, this is done with an exhaust or intake fan with either exhaust or intake valves or louvered ports of sufficient size to allow reasonable air change per hour. Usually, a sufficient cubic feet per minute (cfm) fan and intake and exhaust aperture should permit a complete air change in ½ hour and should be run for at least twice the required time of one hour, or two hours. The larger the facility, the less practical this becomes (due to the size of available fans) and exhaust times may take several hours or longer.

The exhaust must be vented at a safe distance above the facility where the air currents can disperse the gas. This is normally 40 feet above the structure, but it should be more if the structure is sheltered from the wind. If an incinerator is used, the stack may be only several feet in height. It is generally too costly to incinerate the HCN because of the air volume it must handle in a short time period.

The temperature of the walls and the air within the facility, and the intake air, must be kept at least 10 degrees above the boiling point of the hydrocyanic acid (78.3 degrees F) to prevent condensation of HCN on the walls, floor and ceiling of the facility, as well as in the exhaust system. If the temperature is

⁶² Although this is intelligent design and required by law today, this and the following requirements were not always met by fumigation facilities built by the Germans during the war; see my comments in Chapter 4.2.

below 79 degrees F and condensation occurs,⁶³ the facility must be decontaminated with chlorine bleach or ammonia, the former being the more effective. This is accomplished by spraying the walls either automatically or manually. If done manually, protective suits (generally neoprene) must be worn and the technicians must utilize air breathing cylinders, as gas masks are unsafe and dangerous.⁶⁴ The interior of the building must be evacuated longer to allow the chlorine bleach vapors to neutralize the liquid HCN in the exhaust system. The interior of the building must be washed with water and thoroughly mopped and dried before the next use.⁶⁵

Additionally, a check of the air inside the building must be done to determine whether all of the HCN has been removed. The test may be either by gas detector or by the copper acetate/benzidine test. In the former, an electronic readout is provided with detection to 10 ppm. In the other, a benzidine solution is mixed with a copper acetate solution and is used to moisten a piece of test paper which turns blue in varying degrees if HCN is present.⁶⁶

3.8. Design Criteria for an Execution Gas Chamber

Many of the same requirements for the fumigation facility apply to an execution facility. Generally, however, the execution facility will be smaller and more efficient. Zyklon B is not recommended for use in an execution gas chamber generally because of the time it takes to drive the gas from the inert carrier.⁶⁷ Up until now, the only efficient method has been to generate the gas on-site by chemical reaction of sodium cyanide and 18% sulfuric acid. Recently, a design for a gas generator has been completed which will be utilized in the two (2) man gas chamber at the Missouri State Penitentiary, Jefferson City, Missouri. The author is the design consultant for this execution gas chamber.

This generator employs an electrically heated water jacket to pre-boil HCN in a cylindrical vessel. At the time of use, the HCN is already vaporized and is released through valves into the chamber. A nitrogen burst system clears the plumbing after use. The total time of the execution is less than four minutes.

⁶³ Condensation of a gas occurs if the temperature drops below its dew point. At 1 Vol.-%, the dew point of HCN is at -93°C (-135°F)! Even at 10 Vol.-% it is still as low as -33°C (-27.4°F). An exception would be capillary condensation in highly porous material like cement mortar, but even this is negligible in the absence of capillary water. The proper term to use here is: adsorption of HCN at the wall or absorption (dissolution) in moisture (capillary water). Since the moisture content of walls rises sharply at lower temperatures, the danger arises from HCN absorbed in moisture. See K. Wesche, *Baustoffe für tragende Bauteile*, volume 1, Bauverlag, Wiesbaden 1977, p. 37.

⁶⁴ More so because of the chemicals used to clean the wall (chlorine, ammonia), which are highly irritating and corrosive gases, than because of the residual HCN.

⁶⁵ Since water absorbs (dissolves) HCN readily and eagerly, it is indeed highly advisable to keep locations exposed to gaseous HCN as dry as possible.

⁶⁶ During the war only the latter chemical type was available; see note 59.

⁶⁷ For the time required see R. Irmscher, *op. cit.* (note 55), as well as my remarks in Chapter 4.1.

The chamber is evacuated at a rate of once every two minutes for a 15 minute time period, providing some seven (7) complete air changes.

The chamber may be of welded steel construction or of plastic PVC. The doors and windows should be of standard marine watertight construction. The door is gasketed with a single handle pressure seal. All lighting and electrical hardware is explosion-proof. The chamber contains the gas distribution plumbing, the gas generator with the bottle of liquid HCN, electronic heart monitoring equipment, two (2) seats for the condemned and a gas detector reading externally, electronically to 10 ppm.

Because the chamber contains so lethal a gas, it is operated at a negative pressure to guarantee that any leak would be inward. The chamber pressure is controlled by a vacurizer system, which should hold the chamber at a partial vacuum of 10 pounds per square inch (psi)⁶⁸ (operational: 8 psi plus 2 psi of HCN⁶⁹). The negative pressure is maintained utilizing the outward ambient as a standard. This system is controlled electrically and supported by a 17.7 cfm displacement vacuum pump. Additionally, a pressure switch is set to trigger emergency systems if the chamber pressure reaches 12 psi, 3 psi above the operational limit.

The inlet and exhaust system is designed for an air change every two (2) minutes. The air is supplied by a 2000+ cfm fan on the inlet side of the chamber and exhausted through the top of the chamber. The inlet and exhaust valves are both of the inwardly closing type to prevent vacuum loss and are timed to electrically open in sequence, the exhaust valve first. This is evacuated through a 40-foot high 13-inch diameter PVC pipe where the wind disperses the gas harmlessly. The intake air should have preheating capability to guarantee that no HCN will condense and thereby escape evacuation.

Gas detectors are utilized for safety. First, in the chamber where it will electrically prohibit the door from opening until the chamber is safe, second, outside the chamber in the witness and personnel areas where they sound alarms and initiate an air exhaust and intake system to protect the witnesses as well as abort the execution and evacuate the chamber. The safety systems contain warning bells, horns, and lights as well.

Further, emergency breathing apparatus (air tanks) is available in the chamber area, as well as special HCN first aid kits, emergency medical equipment for HCN and a resuscitator in an adjacent area for medical personnel.

Execution gas chamber design requires the consideration of many complicated problems. A mistake in any area may, and probably will, cause death or injury to witnesses or technicians.

⁶⁸ Roughly 70% of the average atmospheric pressure at sea level.

⁶⁹ This is 20 Vol.-% of HCN (138 mbar).

3.9. United States Execution Gas Chambers Since 1920

The first gas chamber for execution purposes was built in Arizona in 1920. It consisted of an airtight chamber with gasketed doors and windows, a gas generator, an explosion proof electrical system, an air intake and exhaust system, provision for adding ammonia to the intake air and mechanical means for activating the gas generator and air exhaust. The air intake consisted of several mechanically operated valves. Only the hardware has changed to the present.

The gas generator consisted of a crockery pot filled with a dilute solution (18%) of sulfuric acid with a mechanical release lever. The chamber had to be scrubbed with ammonia after the execution, as did the executee. Some 25 13-gram sodium cyanide⁷⁰ pellets were used and generated a concentration of 3200 ppm in a 600 cubic foot chamber.⁷¹

In the years that followed, other states adopted the HCN gas chamber as a mode of execution and design techniques changed. Eaton Metal Products designed, built and improved most of the chambers. Most had two chairs and were fitted with a vacuum system to guarantee a negative pressure and only inward leakage. All systems employed the gas generator technique because it was the most effective and simplest procedure available up until the late 1960s. No system ever was designed to use, or ever used, Zyklon B.

The reason for this is quite simple. Zyklon B takes too long to evaporate (or boil off) the HCN from the inert carrier and requires heated air and a temperature controlled system. Not only is the gas not instant, but a danger of explosion always exists.

The overall gas mixture is generally below the lower explosion limit (LEL) of the gas air mixture of 0.32%⁷² (since the mixture should not normally exceed 3200 ppm), but the concentration of the gas at the generator (or as in the case of Zyklon B, at the inert carrier) is much greater and may well be 90% to 99% by volume. This is almost pure HCN, and this condition may exist at points of time in pockets in the chamber.⁷³ The ambient air temperature or the heated air temperature must be considerably higher and artificially controlled for Zyklon B (since evaporation is strictly a physical process), where, with the gas generator, the temperature can be lower and uncontrolled since the chemical reaction in the generator is self-catalytic after starting. Electrical contacts

⁷⁰ Equivalent to 179 g HCN (6.6 mol).

⁷¹ Equivalent to 17 m³, resulting in 10.5 g HCN/m³ = 0.87 Vol.-% = 8,700 ppm. Experiments show that almost 50% of the HCN developed stays dissolved in the aqueous sulfuric acid (see Chapter 8.3.3.4. of my expert report, G. Rudolf, *The Rudolf Report*, Theses & Dissertations Press, Chicago 2003, p. 265). Hence Leuchter's assumed concentration of 3,200 ppm is reasonable, although perhaps a little on the low side (depending on the volume of sulfuric acid used).

⁷² Transcription error, as this should read: 6 Vol.-%. See Table 1.

⁷³ Because Zyklon B releases its gas over at least one hour at temperatures of 20°C/70°F, and even more slowly at lower temperatures, concentrations around the carrier material will be within the explosion limits for most of that time, if no strong air circulation is applied to dissipate the gas.

and switches must be kept at a minimum, explosion-proof and outside the chamber. Technology available only since the late 1960s has enabled the Missouri system, which will be the most advanced system ever built, to utilize a gas vaporizer and delivery system for liquid HCN, eliminating the dangers of handling and disposal of the prussic acid residual after the execution.

Zyklon B, which would seem on the surface to have been a more efficient means of supplying gas and eliminating the prussic acid residue problem, was not the solution to the problem. In fact, the use of Zyklon B would have increased the execution time and therefore lengthened the time for handling the dangerous gas and, also, because of the heater requirements, caused a risk of explosion. An alternate solution would have been to heat the gas externally and circulate the gas/air mixture through plumbing outside the chamber and back into the chamber as the DEGESCH delousing equipment did,⁵⁸ but this would only have caused a greater risk of leakage and hazard to the users. It is poor design and extremely dangerous to allow the gas outside the pressurized chamber. The DEGESCH equipment was intended to be utilized in the open, or in a well-ventilated area, and only in the presence of trained personnel and not with untrained people present.

In the United States, Arizona, California, Colorado, Maryland, Mississippi, Missouri, Nevada, New Mexico, and North Carolina have utilized gas as a mode of execution. But because of the inherent dangers in handling the gas and the expensive maintenance costs for the equipment used, some states (Nevada, North Carolina and New Mexico) have legislated for lethal injection, either as the only procedure, or as the procedure of choice. Other states will probably follow. The author has been a consultant to the states of Missouri, California and North Carolina.

In any event, because of the cost of manufacture of HCN gas, and because of the excessive hardware and maintenance costs of the equipment, gas has been in the past, and still is, the most expensive mode of execution.

3.10. Toxic Effects of HCN Gas

Medical tests show that a concentration of hydrogen cyanide gas in an amount of 300 ppm in air is rapidly fatal. Generally, for execution purposes a concentration of 3200 ppm is used to ensure rapid death. This is a weight / volume of some 120 to 150 grams / 2 cubic feet of gas,⁷⁴ depending on temperature and pressure. Some 100 ppm of HCN is fatal within half an hour.⁷⁵ Toxic effects are skin irritation and rashes, eye irritation, blurring of vision and permanent

⁷⁴ Calculation error: 1,000 ppm HCN is equivalent to 1.205 mg HCN per liter of air under normal conditions. Hence 3,200 ppm equate to about 3.86 mg per liter, or with 28.37 liter per cft, some 219 mg of HCN.

⁷⁵ DuPont, *Hydrogen Cyanide*, Wilmington, Delaware 7/83, pp. 5f.; see also note 61.

eye damage; non-specific nausea; headache; dizziness; vomiting and weakness; rapid respiration, lowered blood pressure, unconsciousness, convulsions and death; symptoms of asphyxia, dyspnea, ataxia, tremors, coma and death through a disruption of the oxidative metabolism.⁷⁶

Hydrocyanic acid does not have to be breathed to be fatal. In concentrations of over 50 ppm, the user must wear a chemical suit to completely protect his body and breathe bottled air.⁷⁷ Gas masks are generally ineffective and should never be utilized. Specialized first aid kits and medical supplies are available and should be present in all areas where a person may contact the gas.

3.11. A Brief History of the Alleged German Execution Gas Chambers

Based on material available to the author, it has been determined that the Germans allegedly constructed a series of large (three or more executees)⁷⁸ gas chambers for execution purposes beginning sometime in late 1941 and utilized them until late 1944.

Beginning with the first alleged gassing in a basement at Auschwitz I, two converted farmhouses at Birkenau (Auschwitz II) known as the Red and White houses or Bunkers 1 and 2, Krema I at Auschwitz, Kremas II, III, IV and V at Birkenau and an experimental facility at Majdanek, these facilities allegedly utilized hydrocyanic acid in the form of Zyklon B as the gas. Majdanek allegedly also used carbon monoxide (CO).

According to official literature obtained at the Auschwitz and Majdanek State Museums, these execution facilities were located in concentration camps constructed in highly industrial areas, and their inmates supplied forced labor to the factories producing materials for the war effort. These facilities also included crematories for the disposal of the remains of those allegedly executed.

Additionally, other alleged facilities, which only utilized CO as the execution gas, were located at Belzec, Sobibor, Treblinka and Chelmno (gas vans).

⁷⁶ Any decent book of toxicology will contain detailed information about this. As the commenting author is German, the literature consulted by him is German, too: W. Wirth, C. Gloxhuber, *Toxikologie*, Georg Thieme Verlag, Stuttgart 1985, pp. 159f.; W. Forth, D. Henschler, W. Rummel, *Allgemeine und spezielle Pharmakologie und Toxikologie*, Wissenschaftsverlag, Mannheim 1987, pp. 751f.; H.-H. Wellhöner, *Allgemeine und systematische Pharmakologie und Toxikologie*, Springer Verlag, Berlin 1988, pp. 445f.

⁷⁷ If not sweating, skin absorption of HCN with concentrations below 0.6 Vol.-% are not necessarily fatal (see note 61). However, any hard labor lowers that level drastically.

⁷⁸ Actually, several hundred to several thousand executees per chamber are claimed by witnesses. For instance for the Auschwitz crematoria II & III: 2,000 according to Rudolf Höß (Henry Friedländer, *The Holocaust*, Vol. 12, p. 112), as well as Charles Sigismund Bendel; 3,000 according to Miklos Niyzli (see Jean-Claude Pressac, op. cit. (note 46), pp. 125, 253, 469ff); 4,000 according to Pery Broad, "Erinnerungen," in Jadwiga Bezwinska, *KL Auschwitz in den Augen der SS*, Krajowa Agencja Wydawnicza, Katowice 1981, p. 180; see also: Josef Buszko (ed.), *Auschwitz, Nazi Extermination Camp*, 2nd ed., Interpress Publishers, Warsaw 1985; Carlo Mattogno, *The Bunkers of Auschwitz*, Theses & Dissertations Press, Chicago 2004.

These additional facilities were allegedly destroyed either during or after WWII, have not been inspected and are not directly the subject of this report.

Carbon monoxide (CO) gas, however, will be considered briefly at this point. CO gas is a relatively poor execution gas in that it takes much too long to effect death, perhaps as long as 30 minutes, and if poorly circulated, longer. In order to utilize CO, a quantity of 4,000 ppm would be required, making it necessary to pressurize the chamber at approximately 2.5 atmospheres with CO.⁷⁹ Additionally, CO₂ (carbon dioxide) has also been suggested. CO₂ is even less effective than CO. These gasses, it has been alleged, were produced by diesel engines. Diesel engines produce exhausts which contain very little carbon monoxide⁸⁰ and would require that the execution chamber be pressurized with the air/gas mixture in order to have sufficient gas to cause death.⁸¹ Carbon monoxide in quantities of 3000 ppm or 0.30% will cause nausea and headache after exposure for one hour and perhaps some long-term damage.

Concentrations of some 4000 ppm and above will prove fatal for exposure times of over 1 hour. The author would submit that the occupants in a chamber filled to capacity with persons occupying approximately 9 square feet or less (the minimum area required to ensure gas circulation around the occupants), would die of suffocation due to their own exhaustion of the available air, well before the additional gas would take effect. Thus, simply closing the executees in this confined space would obviate the need for either CO or CO₂ from an external source.⁸²

The alleged execution facilities in Auschwitz I (Krema I) and Majdanek still exist allegedly in original form. In Birkenau, Kremas II, III, IV and V are collapsed or razed to the foundations; Bunker I (the Red House) is gone and Bunker II (the White House) is now restored and utilized as a private residence.⁸³ At Majdanek, the first oil-fired crematory has been removed and the

⁷⁹ This is incomprehensible. 4,000 ppm would increase the pressure only by 0.4%.

⁸⁰ Diesel exhaust gas is indeed unsuited for mass murder: Since the invention of Diesel engines, there has only been one (1) reported fatality due to Diesel exhaust gas: A 83-year-old victim with heart disease had cardiac arrest due to suffocation by Diesel smoke, see S. Sivaloganathan, "Death from diesel fumes," *Journal of Clinical Forensic Medicine*, 1998, 5, pp. 138f. (www.vho.org/GB/c/FPB/DieselDeath.html); for a general overview of arguments against Diesel engines for mass murder see F.P. Berg, "The Diesel Gas Chambers: Ideal for Torture – Absurd for Murder," in: G. Rudolf (ed.), *Dissecting the Holocaust*, 2nd ed., Theses & Dissertations Press, Chicago 2003, pp. 435-469 (www.vho.org/GB/Books/dth/fndieselgc.html).

⁸¹ Pressurizing the gas does not increase its percentage. It is the percentage in air that makes poison gases lethal, not their absolute amount per volume.

⁸² These considerations about the suffocation of victims even without poison gas are correct and have been verified with detailed calculations by me (G. Rudolf, op. cit. (note 71), pp. 211-216), and by Carlo Mattogno (C. Mattogno, Jürgen Graf, *Treblinka*, Theses & Dissertations Press, Chicago 2003, pp. 133f.)

⁸³ This claim is false, see Carlo Mattogno, "The 'Discovery' of 'Bunker 1' at Birkenau: Swindles, Old and New," *The Revisionist* 1(2) (2003), pp. 176-183. Foundations of a building do still exist in the area claimed to have been the location of Bunker II, but there is no documentary evidence about what purpose this building served; see C. Mattogno, op. cit. (note 78).

crematory with the alleged gas chamber has been rebuilt with only the ovens being original.⁸⁴

Krema I at Auschwitz, Kremas II, III, IV and V at Birkenau, and the existing crematory at Majdanek were allegedly crematories and gas chambers combined. The Red and White houses at Birkenau were allegedly only gas chambers. At Majdanek, the experimental gas chambers were not adjacent to a crematory, and there was a separate crematory which is not now extant.

3.12. Design and Procedures at the Alleged Execution Gas Chambers

It appears, through investigation of the available historical documents and the facilities themselves, that most of the alleged execution gas chambers were converted from an earlier design, purpose and structure.⁸⁵ This is true except for the so-called experimental chambers at Majdanek, which were allegedly specifically built as gassing facilities.⁸⁶

Bunkers I and II are described in Auschwitz State Museum literature as converted farm houses with several chambers and windows sealed. These do not exist in their original condition and were not inspected. Kremas I, II, III, IV and V are described historically and on inspection were verified to have been converted mortuaries or morgues connected and housed in the same facility as crematories.⁸⁷ The on-site inspection of these structures⁸⁸ indicated

⁸⁴ Although the old crematory was indeed removed during the war, the new crematory, allegedly equipped with one gas chamber, is basically unchanged to this day. The “bath and disinfection,” allegedly housing four gas chambers, was an entirely different building, which has been structurally changed after the war, but basically only externally. See J. Graf, C. Mattogno, *Concentration Camp Majdanek*, 3rd ed., The Barnes Review, Washington, DC, 2012 (www.holocausthandbooks.com/dl/05-ccm.pdf).

⁸⁵ Even mainstream historians admit that the morgues of the crematories I in Auschwitz and II and III in Birkenau, allegedly used as homicidal gas chambers, were designed (and in case of crematory I initially even used) as normal morgues, e.g., Robert van Pelt, *The Case for Auschwitz*, Indiana Univ. Press, Bloomington/Indianapolis, IN, 2002 pp. 72, 80. Opinions are less unanimous for crematories IV and V. J.-C. Pressac has changed his mind about this (no initial criminal planning: J.-C. Pressac, *Le Monde Juif*, no. 107, July-September 1982, pp. 91-131; initial criminal planning: Pressac, op. cit. (note 46), p. 447; Pressac, *Les crématoires d'Auschwitz*, SNRS, Paris 1993, p. 52), whereas van Pelt insists in a criminal planning right from the start (*ibid.*, p. 80). There are, however, no historical documents – other than witness statements – or physical traces in the facilities themselves – or their ruins – supporting the claim of such a conversion. For details see further below.

⁸⁶ There are no historical documents proving that the “experimental gas chamber(s)” at Majdanek – those in the “Bath and Disinfection” building – had been designed for homicidal use.

⁸⁷ The crematories were crematories, not morgues. They most certainly must have had mortuaries, yet not all rooms in a crematory were mortuaries, and not all rooms claimed to have been execution gas chambers can be identified as mortuaries, in particular not for Crematory IV and V, whose mortuaries were located right next to the furnace room in the east of the building, whereas the alleged gas chambers are supposed to have been at the other, western end of the buildings.

⁸⁸ Except for the concrete foundation, no original traces have remained of the Crematories IV and V. The walls to be found there today were erected after the war by the Auschwitz Museum using material of unknown origin (Pressac, op. cit. (note 46), p. 390; J. Markiewicz et al., op. cit. (note 38), and not in consistence with the original layout (see Fig. 7). Hence, no such conclusions can be drawn from the structures as they exist today. The alleged gas chamber of Crematory III has been obliterated, with only the bare brick walls remaining. The same room of Crematory II is in better shape, but the roof has col-

extremely poor and dangerous design for these facilities if they were to have served as execution gas chambers. There is no provision for gasketed doors, windows or vents; the structures are not coated with tar or other sealant to prevent leakage or absorption of the gas. The adjacent crematories are a potential danger of explosion.⁸⁹

The exposed porous brick and mortar would accumulate the HCN and make these facilities dangerous to humans for several years.⁹⁰ Crema I is adjacent to the hospital⁹¹ at Auschwitz and has floor drains connected to the main sewer of the camp – which would allow gas into every building at the facility.⁹² There were no exhaust systems to vent the gas after usage⁹³ and no heaters or dispersal mechanisms for the Zyklon B to be introduced or evaporated.⁹⁴ The Zyklon B was supposedly dropped through roof vents⁹⁵ and put in through

lapsed into it. There is only very limited indication in those ruins about the original equipment of these rooms. Finally, the area of the former morgue of Crematory I, allegedly used as an execution gas chamber, underwent massive structural changes after an attempt at “reconstruction” by the Auschwitz-Museum after the war, leading to extensive misrepresentations (see Pressac, op. cit. (note 46), p. 158; Eric Conan, “Auschwitz: la mémoire du mal,” *L'Express*, January 19-25, 1995; Robert van Pelt, Deborah Dwork, *Auschwitz: 1270 to the Present*, Yale University Press, New Haven and London 1996, pp. 363f.). Hence: none of the five crematories or their remainders allows a comprehensive conclusion as to their original equipment and design. Only some features can be determined. For a proper assessment of the situation during the war, historical documents need to be consulted. I will return to this in Chapter 4.3. “Homicidal Gassings.”

⁸⁹ Since a minimum of 60,000 ppm (6%) of HCN in air is required to form an explosive mixture, but the applied concentration could in average hardly reach such values, and also because the furnaces were at a considerable distance from the gas chambers (which is true in particular for Crematories II-V), there was no real danger of explosion. Such a danger would have existed only in proximity to the Zyklon B carriers, requiring an ignition spark from within the chamber, for example from a finger ring of a falling victims scratching along a wall or from an electric switch or light not secured against arcing.

⁹⁰ Though porous building material does indeed accumulate HCN, once the use of HCN has ceased, it does not remain as such in the walls for very long. After several weeks most of it would either have evaporated or chemically transformed into more-stable compounds which are no longer dangerous (iron cyanides). For experimental data see L. Schwarz, W. Deckert, *Zeitschrift für Hygiene und Infektionskrankheiten*, 107 (1927), pp. 798-813; *ibid.*, 109 (1929), pp. 201-212.

⁹¹ Close to it were also located the headquarters of the Auschwitz Political Department, i.e., the camp Gestapo, and the headquarters of the Auschwitz garrison motor park (*Fahrbereitschaft*). Personnel working there would have been similarly endangered.

⁹² Since all common sanitary installations have U-shaped siphon traps to seal them against smelling gases, and because HCN gets readily absorbed by water, it is not very likely that HCN gas could have penetrated through the sewer system into other buildings. But the wastewater would certainly have been poisoned, which could have led to dying fish in creeks and rivers downstream.

⁹³ The morgues of Crematories I through III, falsely portrayed as gas chambers, did have ventilation systems designed for morgues. Crematory I only had a poorly functioning makeshift ventilation, whereas in the case of the Crematories II and III they had a capacity which was standard for morgues. Oddly enough, though, their capacity was lower than those installed for other rooms in the crematories, clearly indicating that their intended purpose was indeed merely the ventilation of a normal morgue. For Crematory I see C. Mattogno, *Auschwitz: Crematory I*, Theses & Dissertations Press, Chicago, IL, 2005, pp. 17-22; for Crematories II and III cf. C. Mattogno, “Auschwitz: The End of a Legend,” in G. Rudolf (ed.), op. cit. (note 57), pp. 153-155. There is no evidence that any ventilation systems were ever installed in the relevant rooms of Crematories IV & V and the so-called Bunkers; for Crematoria IV & V see C. Mattogno, “Auschwitz: The End of a Legend,” *ibid.*, pp. 161-164; for the Bunkers see C. Mattogno, *The Bunkers of Auschwitz*, op. cit. (note 78).

⁹⁴ Considering that such systems were available, it is incomprehensible indeed that they were not used, as they would have been a necessary prerequisite for effective conveyor-belt-style mass murder.

⁹⁵ Kremas I through III.

windows⁹⁶ – not allowing for even distribution of gas or pellets. The facilities are always damp and not heated.⁹⁷ As stated earlier, dampness and Zyklon B are not compatible.

The chambers are too small to physically contain the occupants claimed⁹⁸ and the doors all open inward,⁹⁹ a situation which would inhibit removal of the bodies. With the chambers fully packed with occupants, there would be no circulation of the HCN within the room. Additionally, if the gas eventually did fill the chamber over a lengthy time period, those throwing Zyklon B in the roof vents and verifying the death of the occupants would die themselves from exposure to HCN.¹⁰⁰ None of the alleged gas chambers was constructed in accordance with the design for delousing chambers which were effectively operating for years in a safe manner.¹⁰¹ None of these chambers was constructed in accordance with the known and proven designs of facilities operational in the United States at that time. It seems unusual that the presumed designers of these alleged gas chambers never consulted or considered the United States technology; the only country then executing prisoners with gas.¹⁰²

⁹⁶ Kremas IV & V and the Bunkers.

⁹⁷ This is true only for the rooms under consideration in Kremas II & III as well as in the Bunkers. The morgue of Krema I was adjacent to the furnace room, which, if in operation, would have heated the entire building. The relevant rooms of Krema IV & V had coke-fired furnaces.

⁹⁸ Purely physically seen, this is true only for some claims, for instance those claiming about 2000 or more victims in the morgues of Kremas II & III (see note 78). Because military discipline and cooperation of the victims could not be expected, though, it is unrealistic to assume a higher density than five persons per square meter (10 sq. ft). With a floor area of 210 square meters of the relevant morgues of Kremas II & III, the physical limit would therefore have been some 1,000 people. Whether or not such a tightly packed room could have been continuously operated as claimed – as badly equipped as it was – is of course an entirely different question.

⁹⁹ This is not correct. Krema I: The door to the washing room opened outward. The door to the furnace room was a swinging door, which could neither have been made air-tight nor secured against a panicking crowd. (see “SS-Neubauleitung, K.L. Auschwitz – Krematorium,” Nov. 30, 1940; RGVA, 502-1-312, p. 135; “Bestandsplan des Gebäudes Nr. 47a B.W. 11, Krematorium,” April 10, 1942; RGVA, 502-2-146, p. 21; taken from C. Mattogno, *Auschwitz: Crematory I*, op. cit. (note 93), docs. 1, 4; cf. C. Mattogno, “The Openings for the Introduction of Zyklon B – Part 1: The Roof of the Morgue of Crematorium I at Auschwitz,” *The Revisionist* 2(4) (2004) p. 52). The doors of Kremas II & III were double doors opening outward (see J.-C. Pressac, op. cit. (note 46), plans on p. 322 (Sept. 21, 1942; Pressac erroneously gives 1943 as the year) pp. 285, 302 (Dec. 19, 1942), p. 308 (March 19, 1943), p. 311 (March 20, 1943)). Double doors could not be sealed air-tight nor made panic-proof either. Kremas IV & V: All doors of the two main rooms under consideration opened outward; two of these doors opened into a hallway, which sometimes is claimed to have been used as a gas chamber as well. It had a third door opening outward into another hallway (see J.-C. Pressac, op. cit. (note 46), plan on p. 401; see Fig. 7, on p. 52 of the present book).

¹⁰⁰ HCN does not kill that swiftly. Peeking into a chamber filled with HCN would hardly suffice anyway.

¹⁰¹ This is particularly true if considering the high standard of the DEGESCH circulation delousing chambers. For well-planned, industrialized conveyor-belt-style mass murder one must expect such standards, indeed.

¹⁰² Even though German technicians could hardly get access to U.S. hardware after war broke out between Germany and the U.S. in late 1941, major German libraries always had a huge selection of English-language technical literature. To my knowledge, none of it contains data about U.S. execution technology, which, after all, is not a major sector of U.S. engineering. Leuchter’s statement is therefore a little far-fetched.

The facilities at Majdanek are likewise incapable of fulfilling the alleged purpose. First, there is a rebuilt crematory with an alleged gas chamber. The only portions of the building which existed prior to the rebuilding were the cremation ovens.¹⁰³ Allegedly, the building was reconstructed from plans which do not exist. The facility is built in such a manner that gas could not have been contained within the alleged chamber; the chamber itself is too small to have accommodated the volume of victims attributed to it. The building is too damp and cold to utilize Zyklon B gas effectively. The gas would have reached the ovens, and after killing all the technicians,¹⁰⁴ would have caused an explosion and destroyed the building.¹⁰⁵ Further, the construction, poured concrete, is radically different from the other buildings at the facility. In short, the building could not be used for its alleged purpose and fails to follow even minimal gas chamber design.

The second facility at Majdanek is shown on maps to be a U-shaped building and is now, in reality, two separate buildings. This complex is designated Bath and Disinfection Building 1 and 2. One of the buildings is strictly a delousing facility and is designed as were the other accepted delousing facilities at Birkenau. The second building of the complex is somewhat different. The front portion of the building contains a shower room and an alleged gas chamber. The existence of blue stains in this room is consistent with the blue stains found in the Birkenau delousing facility. This room has two roof vents which were for venting the room after a delousing procedure.¹⁰⁶ The Zyklon B would have been placed by hand on the floor. This chamber is clearly not an execution chamber. It has provision for air circulation but no stack for venting.¹⁰⁷ It, like the other facilities, is not designed as, or capable of being used as, an execution gas chamber.

In the back of this building are the experimental gas chambers. This area includes a breezeway, control booth and two chambers allegedly used as gas chambers. A third room was sealed and not available for inspection. These

¹⁰³ This building was not reconstructed; see note 84. However, Leuchter's assessment of the technical deficiencies of the room in this building allegedly used as a gas chamber is correct, as that room could and can be accessed only from other rooms, has openings in the wall which could not be closed, and it had no means to ventilate it. For these and the following details about the alleged Majdanek gas chambers see J. Graf, C. Mattogno, *op. cit.* (note 84), pp. 119-159.

¹⁰⁴ Since this room could not be closed, everyone present in this building would have been killed.

¹⁰⁵ This is not likely; see note 89.

¹⁰⁶ There is documentary evidence to support this claim; see J. Graf, C. Mattogno, *op. cit.* (note 84), pp. 150f. If, as sometimes claimed, these openings were used to pour in Zyklon B, they could not have been used for ventilation, because they would have had to be disconnected from the ventilation duct when introducing the poison. Ventilation using the doors was impossible, because one of them opened into the shower room, the other opened inward – and besides: it could even be opened from the inside, allowing inmates to escape at any time. Also, this room has a normal glass window, which would have been broken by trapped inmates.

¹⁰⁷ The duct connecting the openings in the ceiling to the chimney was removed after the war, as the roof design was changed.

chambers are unique in that both have piping for allegedly using carbon monoxide gas controlled from the booth. One of the chambers has a potential vent in the ceiling that was apparently never cut through the roof.¹⁰⁷ The other chamber has a heating circulatory system for moving heated air into the chamber. This circulatory system is ineffectively designed and constructed with the intake and outlet too close together to function properly and has no provision for a vent.¹⁰⁸ Remarkable about both chambers is what appears to be a rabbet or groove cut into the four (4) steel doors, which is consistent with the placement of a gasket. Purportedly, both chambers were used for Zyklon B or carbon monoxide. This cannot be true.

Of the two chambers, one was not completed and never could have been used for carbon monoxide. It is also not designed for HCN, even though it allegedly was utilized for this purpose.¹⁰⁹ The larger chamber was not designed for HCN.¹¹⁰ Notwithstanding the sign at the door saying “experimental,” this chamber would have been incapable of providing execution by CO because of the need to produce 4,000 ppm (the lethal concentration) at the required 2.5 atmospheres of pressure.¹¹¹ Both chambers failed to meet the design requirements for venting, heating and circulating, and leakage. Nowhere were the bricks, stucco and mortar ever coated with a sealant, inside or out.

A most remarkable characteristic of this complex is that these chambers were surrounded on three sides by a depressed concrete walkway. This is totally inconsistent with intelligent gas handling design in that gas seepage would accumulate in this trench and,¹¹² being sheltered from the wind, would not dissipate. This would make the entire area a death trap, especially with HCN.

The author must therefore conclude that this facility was never intended for even the limited use of HCN gas.

¹⁰⁸ The chamber was initially designed and used as a hot-air disinfestation chamber, and as such it did not need a ventilation system. See J. Graf, C. Mattogno, *ibid.*, pp. 145, 147.

¹⁰⁹ This chamber had an opening in the wall and could therefore not be used for any process during which poisonous gas is released, *ibid.*, pp. 147f., 308.

¹¹⁰ Since its walls have blue staining from Iron Blue, this proves the use of HCN in this room at some point, although only for the purpose of killing lice, because this room had no opening to insert Zyklon B from the outside; *ibid.*, pp. 144, 313.

¹¹¹ There is no need to put rooms under pressure in order to reach a certain percentage of CO. It is claimed that the rooms were filled with CO from steel bottles via steel pipes. The latter are still visible in these two rooms (*ibid.*, pp. 293, 307). However, the fact that one of these rooms had an opening in the wall that could not be closed proves that the steel pipes did not serve to fill the room with anything poisonous. Also, the steel bottle presented today in this location, which the Majdanek Museum claims to be an original bottle, clearly states “CO₂” as its original content. CO₂ is not poisonous! *Ibid.*, p. 145.

¹¹² It is not certain whether this depressed walkway is an original feature or if it was added after the war. However, because HCN – in contrast to most other poisonous gases – is slightly lighter than air, it is not likely that it would accumulate in such a place.

3.13. Crematories

A consideration of crematories, both old and new, must be made to determine the functionality of the German Kremas at accomplishing their attributed tasks.¹¹³

Cremation of the dead is not a new concept. It has been practiced by many cultures for many centuries. Although practiced several thousand years ago, it was frowned upon by the Catholic Church and not practiced recently until the Church relaxed its opposition in the latter part of the 18th century.

Cremation was forbidden by Orthodox Judaism. By the early 1800s Europe was again practicing cremation on a limited basis. It becomes advantageous to control disease, free up much needed land in crowded areas and eliminate the need for storing corpses in winter when the ground is frozen. Europe's early crematories were coal or coke fired furnaces.

The oven or furnace which is used to cremate corpses is properly termed a retort. Early retorts were merely ovens which cooked all the moisture out of the corpse and reduced it to ash. Bones cannot be burned and must be pulverized, even today. The early mortar and pestle has been replaced by a crushing machine, however.¹¹⁴ Modern retorts are mostly gas fired, although some are still supplied for oil. None are still fired by coke or coal in the United States or Canada.

Earlier retorts were simply a drying or baking kiln and simply dried the human remains. Modern retorts of brick-lined steel actually blow fire from a nozzle onto the remains setting them afire, causing combustion and rapid burning. Modern retorts also have a second or afterburner for reburning all the pollutants in the combusted gaseous material. This second burner is a requirement set by the various state agencies responsible for air pollution. It should be noted that the human remains are not responsible for the pollution. It is caused entirely by the fossil fuels used. An electric retort, although cost prohibitive to run, would have no pollutants.

These modern retorts or crematories burn at a temperature of 2000+ degrees Fahrenheit, with an afterburner temperature of 1600 degrees Fahrenheit. This high temperature causes the body to combust and consume itself, allowing for the burner to be shut down. Wooden caskets and paper boxes are burned with the body today, although not in the past, with no added time of burning due to the high temperature. Some European units are operated at a traditional lower

¹¹³ For a historical overview of the development of cremation in Germany see C. Mattogno, "The Crematoria Ovens of Auschwitz and Birkenau," in: Germar Rudolf, op. cit. (note 80), pp. 373-412, here pp. 375-378; in more detail: Carlo Mattogno and Franco Deana, *The Cremation Furnaces of Auschwitz. A Historical and Technical Study*, Castle Hill Publishers, Uckfield, UK, 2015.

¹¹⁴ The organic parts of bones do burn, if the oven temperature is sufficiently high, leaving a very brittle inorganic skeleton behind which crumbles to mere ashes at the slightest touch, often spontaneously.

temperature of 800 degrees Centigrade (1472 degrees Fahrenheit) and for a longer time period.

At 2000 degrees Fahrenheit or more with a 2500 cfm blowered air supply from the outside,¹¹⁶ modern retorts will cremate one corpse in 1.25 hours. Theoretically, this is 19.2 in a 24 hour time period. Factory recommendation for normal operation and sustained use allows for three (3) or less cremations per day. Older, oil, coal and coke furnaces with forced air (but no direct flame application) normally took 3.5 to 4 hours for each corpse.¹¹⁷

Krema I:	3 furnaces, 2 retorts each 6 retorts × 6.8 corpses 40.8 6 retorts × 3 corpses 18
Krema II:	5 furnaces, 3 retorts each 15 retorts × 6.8 corpses 102.0 15 retorts × 3 corpses 45
Krema III:	5 furnaces, 3 retorts each 15 retorts × 6.8 corpses 102.0 15 retorts × 3 corpses 45
Krema IV:	2 furnaces, 4 retorts each 8 retorts × 6.8 corpses 54.4 8 retorts × 3 corpses 24
Krema V:	2 furnaces, 4 retorts each 8 retorts × 6.8 corpses 54.4 8 retorts × 3 corpses 24
Majdanek I:	2 furnaces, 1 retorts each 2 retorts × 6.8 corpses 13.6 2 retorts × 3 corpses 6
Majdanek I:¹¹⁵	5 furnaces, 3 retorts each 15 retorts × 6.8 corpses 102.0 6 retorts × 3 corpses 45
Total Bodies Cremated in 24 hours (theoretical) 469	
Total Bodies Cremated in 24 hours (real-time) 207	

Theoretically, this could allow for 6.8 corpses in a 24 hour period at a maximum. Normal operation permits a maximum of three (3) cremations in a 24 hour time period. These computations are based on 1 corpse per retort per cremation. These modern retorts are of all steel construction and lined with high quality refractory brick. The fuel is pumped directly to the retort and all controls are electric and automatic. The coal and coke fired furnaces did not burn at an even temperature (approximately 1600 degrees Fahrenheit max.)

¹¹⁵ Leuchter’s figures are wrong here: the new Majdanek crematory had only 5 muffles (=retorts) in total; cf. J. Graf, C. Mattogno, op. cit. (note 84), pp. 274ff.

¹¹⁶ Such a large amount of fresh air would swiftly cool down a single cremation muffle. That value seems excessive and may be valid for several cremation ovens or muffles.

¹¹⁷ This is not correct. In civilian crematories the next corpse – usually placed in a coffin, which initially slows down the cremation by shielding the corpse from the heat but later accelerates it due to the added heat – is inserted into a muffle only after the previous one has been incinerated completely and its ashes removed. That procedure was most certainly not followed in Auschwitz during times of emergency caused by raging typhus epidemics. First, the Auschwitz muffles were too small to allow the insertion of coffins. Furthermore, the next corpse could be inserted after most body parts of the previous corpse had fallen through the grill into the post-combustion chamber (ash chamber) underneath the muffle. This process could take considerably less than one hour, depending on the furnace design. The facilities in Auschwitz could not quite reach such short cremation times, but with roughly one hour they were still much faster than what Leuchter estimates. For details see the study by C. Mattogno, op. cit. (note 113). This renders all of Fred Leuchter’s following calculations inapplicable to Auschwitz and Majdanek.

and had to be constantly fed fuel by hand and dampered up and down. Since there was no direct application of flame to the corpse, the blower only fanned the flames and increased the temperature of the kiln. This crude mode of operation probably produced an average temperature of about 1400 degrees Fahrenheit.¹¹⁸

The crematories utilized at the inspected German facilities were of the older type. They were constructed of red brick and mortar and lined with a refractory brick. All of the ovens had multiple retorts, some were blowered (although none had direct combustion), none had afterburners and all were coke fired except one facility no longer in existence at Majdanek. None of the retorts inspected and examined at all of the locations was designed for multiple corpse incineration.¹¹⁹ It should be noted that unless specifically designed for a greater bone to flesh to heat ratio, the retort will not consume the materials placed within it.¹²⁰ Theoretical and real-time¹²¹ estimated maximum 24 hour outputs, based on one (1) corpse per retort per cremation are found in Table 2.

3.14. Forensic Considerations of HCN, Cyano-Compounds and Crematories

As stated earlier, forensic samples of brick, mortar, concrete and sediment were selectively taken from sites in Poland.¹²² Cyanide and cyanide compounds may remain in a given location for long periods of time¹²³ and, if they do not react with other chemicals, may migrate around in brick and mortar.¹²⁴

¹¹⁸ Temperatures could actually reach 1600°F (870°C)

¹¹⁹ This is true, as the muffle doors were too small to introduce multiple corpses (60 cm × 60 cm, with a circular arch at the top and rollers for the corpse stretcher at the bottom, reducing the usable height even further). Not even an average coffin would have fitted through these doors.

¹²⁰ The burners of the Auschwitz furnaces were designed to produce only the heat required to incinerate one corpse per muffle. That would still allow placing more than one corpse into each muffle (although more than two wouldn't fit through the door), but the initial heat required to evaporate the body water could not be delivered by these generators, hence the muffles would cool down, which in turn slows down the cremation process. Also, once the body water has evaporated, the excess heat created by several corpses burning in one muffle would superheat those muffles and subsequently the flues and chimneys, potentially damaging them.

¹²¹ Based on the assumption that coke furnaces not only have to be shut down, cleaned, and refired every day, but also that maintenance and repairs reduce the real operation time further. Leuchter's assumption of only 44% operation time is somewhat theoretical, but as shown by Mattogno's study (note 113), it is not unreasonable.

¹²² Leuchter's sampling procedure has been criticized. For some details of his methods see Errol Morris's documentary *Mr. Death: The Rise and Fall of Fred A. Leuchter, Jr.*, Fourth Floor Productions, May 12, 1999; premiered January 1, 1999 during the Sundance Film Festival in Park City (Utah); vgl. William Halvorsen, "Morris Shines a Light on Fred Leuchter," *The Revisionist*, Nr. 3, 2000 (www.codoh.com/library/document/411). For example, in one case Leuchter picked up a brick fragment out of a water puddle in the collapsed Morgue 1 of Krema II. Such bricks are neither likely to form long-term stable iron cyanide compounds, nor can anyone safely determine the exact origin and history of the brick fragments that Leuchter fished out of the puddle.

¹²³ This is particularly true for iron-cyanide compounds of the type called Iron Blue, also often referred to as Prussian Blue, Berlin Blue, Turnbull's Blue, among others. They are basically indestructible. See the long-term-stability test conducted by J.M. Kape, E.C. Mills, *Transactions of the Institute for Metal Fin-*

Thirty-one samples were selectively removed from the alleged gas chambers at Kremas I, II, III, IV and V. A control sample was taken from delousing facility #1 at Birkenau.¹²⁵ The control sample was removed from a delousing chamber in a location where cyanide was known to have been

Table 3: Locations of Analyzed Samples	
Auschwitz I:	
Krema I:	samples #25 through #31
Birkenau (Auschwitz II):	
Krema II:	samples #1 through #7
Krema III:	samples #8 through #11
Krema IV:	samples #13 through #20
Krema V:	samples #21 through #24
Sample #12 is a gasket sample from the Sauna at Birkenau	
Sample #32 is the Control Sample obtained from Delousing Facility #1, Birkenau	

used and was apparently present as blue staining. Chemical testing of the control sample #32 showed a cyanide content of 1050 mg/kg, a very heavy concentration. The conditions at areas from which these samples were taken are identical with those of the control sample, cold, dark and wet. Only Kremas IV and V differed,¹²⁶ in that these locations had sunlight (the buildings have been torn down) and sunlight may hasten the destruction of uncomplexed cyanide.¹²⁷ The cyanide combines with the iron in the mortar and brick and becomes ferric-ferro-cyanide or Prussian blue pigment,¹²⁸ a very stable iron-cyanide complex.¹²³

The locations from which the analyzed samples were removed are set out in Table 3.

It is notable that almost all the samples were negative and that the few that were positive were very close to the detection level (1 mg/kg),¹²⁹ 6.7 mg/kg at Crema III; 7.9 mg/kg at Crema I.¹³⁰ The absence of any consequential read-

ishings, 35 (1958), pp. 353-384; *ibid.*, 59 (1981), pp. 35-39; for more details on the stability of these compounds see my expert report, op. cit. (note 71), pp. 170-180.

¹²⁴ It is true for the precursors of Iron Blue: alkaline and alkaline earth-metal salts of ferro- and ferricyanides. The effects of this migration can be seen in Zyklon B delousing chambers, where these compounds accumulated at certain spots of the wall's surface due to migrating wall moisture and eventually turned into the blue Iron Blue; see the illustrations in my expert report, *ibid.*, color inserts, as well as the discussion on pp. 258-268.

¹²⁵ Leuchter means the Zyklon B delousing wing of Building BW5a in Construction Sector BA1a of Birkenau. There is another similar building BW5b in Construction Sector BA1b.

¹²⁶ Since the origin of the building material of the re-erected wall fragments of Kremas IV and V is unknown, these samples cannot be interpreted (see note 88).

¹²⁷ Sunlight has only a very marginal effect on the destruction of Iron Blue, but environmental influence does hasten the reaction from precursor compounds to the extremely stable Iron Blue; see my expert report, op. cit. (note 71), pp. 176f., 258-265.

¹²⁸ On the exact mechanism for this, including excess cyanide as a necessary agent to reduce Fe^{III}-cyanide (ferrocyanide) to Fe^{II}-cyanide (ferricyanide), see my expert report, *ibid.*, pp. 159-170, 180-189.

¹²⁹ The detection level of 1 mg/kg for this method was determined for liquid samples. Because building-material samples are solid and usually contain large amounts of carbonates (mortar, cement, concrete), which can disturb the method, the detection level is probably considerably higher than 1 mg/kg. Repeated analyses of mortar and concrete samples showing results of lower than 10 mg/kg have shown this to be true, since the results could not be reproduced reliably. It is therefore most appropriate to state that test results below 10 mg/kg of solid samples rich in carbonates cannot be interpreted properly and ought to be considered zero. See my expert report, *ibid.*, pp. 253, 258.

¹³⁰ It should be noted that Leuchter's sample No. 28 (1.3 mg cyanide per kg) was accidentally taken at a location that was not part of the morgue during the war, which is claimed to have been a homicidal gas

ings at any of the tested locations, as compared with the control sample reading 1050 mg/kg, supports the evidence that these facilities were not execution gas chambers. The small quantities detected would indicate that at some point these buildings were deloused with Zyklon B – as were all the buildings at all these facilities.¹³¹

Additionally, the areas of blue staining show a high iron content,¹³² indicating ferric-ferro-cyanide, no longer hydrogen cyanide.¹³³

One would have expected higher cyanide detection in the samples taken from the alleged gas chambers (because of the greater amount of gas allegedly utilized there¹³⁴) than that found in the control sample.¹³⁵ Since the contrary is true, one must conclude that these facilities were not execution gas chambers, when coupled with all the other evidence gained on inspection.

Evidence as to Krema function is non-existent since Krema I's oven has been completely rebuilt, Kremas II and III are partially destroyed, with components missing and Kremas IV and V are gone.¹³⁶ At Majdanek, one Krema is completely gone and the second Krema has been rebuilt, except for the ovens. Visual inspection of the memorial ash heap at Majdanek shows ash of a strange beige color. Actual human-remains ash (as per the author's own investigations) is oyster gray. There may be some sand in the mixture at the memorial at Majdanek.

Additionally, the author will discuss the alleged burning (cremation) pits in this section.

chamber. Rather, this wall was part of the washing room, where no application of Zyklon B is claimed to have occurred. This emphasizes the importance and correctness of my previous note.

¹³¹ Considering the impossibility of interpreting these small values, the proper evaluation would be that they do not conclusively prove the use of Zyklon B in these rooms at all.

¹³² The iron content analyzed in this sample is not noticeably higher than in other samples with lacking blue staining (see my expert report, op. cit. (note 71), pp. 254f.). Building materials like bricks, concrete and mortar have a natural iron content of this order of magnitude (1 to 3 percent). It stems from the ingredients clay (for brick), cement and sand (for concrete and mortar), which have an iron-oxide content of up to 5%. See my expert report, op. cit. (note 71), pp. 180f., 183, 185.

¹³³ Hydrogen cyanide, being a highly volatile and chemically rather unstable liquid, could not be expected to be found some 50 years after its application. It should read: "no longer less-stable cyanide salts."

¹³⁴ The few witnesses who made statements about the amount of Zyklon B used claimed similar amounts as used during disinfestations; see my expert report, op. cit. (note 71), p. 211. However, the rapid execution times claimed by many more witnesses, in connection with the technical features of the alleged gas chambers, suggest that the applied poison gas concentration would have to have been considerably higher than what was used during disinfestations; see my expert report, op. cit. (note 71), p. 208-216; see also Chapter 4.3. of this section.

¹³⁵ Leuchter jumps to conclusions here. In order to expect higher concentration in homicidal gas chambers than in disinfestations, not only the applied amount of poison gas must be considered, but also the time during which the walls were exposed to the gas as well as the particular physical and chemical conditions of the wall material, which can have drastic effects on the amount of long-term-stable cyanide residues formed. See Chapter 4.3. for more details.

¹³⁶ With the help of the detailed documentation available about the Auschwitz cremation facilities and other similar facilities of Third Reich Germany, the function of the Auschwitz crematoria can very well be established, see chapter 4.4. for more details.

The author personally inspected and photographed the burning pits at Birkenau. Most remarkable about those pits is a high water table – perhaps as high as 1.5 feet from the surface. The historical description of these pits is that they were 6 meters (19.55 feet) deep.¹³⁷ It is not possible to burn corpses under water, even with the use of an artificial accelerant (gasoline). All pit locations officially designated on museum maps were inspected and as anticipated, since Birkenau was constructed on a swamp, all locations had water within 2 feet of the surface. It is the opinion of this author that no burning pits existed at Birkenau.¹³⁸

3.15. Auschwitz, Krema I

A detailed study of the officially alleged execution gas chamber at Krema I and a detailed analysis of the existing blueprints acquired from the museum officials indicate that the alleged gas chamber was, at the time of the alleged gassings, a morgue and later an air raid shelter. The drawing supplied by the author of this report of Krema I has been reconstructed for the time period from September 25, 1941 through September 21, 1944. It shows a morgue of some 7680 cu. ft. with two doorways, neither door opening externally. One doorway opened into the crematory and the other into the washroom. Apparently neither opening had a door, but this was not verifiable since one wall had been removed and one opening had been moved.¹³⁹ It should be noted that the official Auschwitz State Museum guidebook says that the building physically remains in the same condition as it was on liberation day on January 27, 1945.¹⁴⁰

There are 4 roof vents and 1 heater flue¹⁴¹ in the morgue area. The flue is open, showing no evidence of ever having been closed. The roof vents were not gasketed and new wood indicated they had recently been rebuilt.¹⁴² The walls and ceiling are stucco and the floor is poured concrete. The floor area is 844 sq. ft. The ceiling is beamed, and on the floor one can see where the air

¹³⁷ Witness statements for Auschwitz vary between 1.50 m and 3 m. S. Dragon: 3 m (J.-C. Pressac, op. cit. (note 46), p. 171.); M. Nyiszli: 3 yards (*ibid.*, p. 177.); M. Benroubi: 2.50 m (*ibid.*, p. 162); F. Müller: 2 m (Filip Müller, *Sonderbehandlung*, Steinhausen, Munich 1979, p. 207.); M. Garbarz: 1.50 m (J.-C. Pressac, *ibid.*, p. 164).

¹³⁸ This was confirmed by two scientific studies on the question of whether or not the groundwater table was that high during the war as well; see Michael Gärtner, Werner Rademacher, “Ground Water in the Area of the POW Camp Birkenau,” *The Revisionist*, 1(1) (2003), pp. 3-12 (www.vho.org/tr/2003/1/GaertnerRademacher3-12.html); Carlo Mattogno, “‘Incineration Pits’ and Ground Water Level in Birkenau,” *ibid.*, pp. 13-16 (www.vho.org/tr/2003/1/Mattogno13-16.html).

¹³⁹ Original plans of that location show doors, see note 99.

¹⁴⁰ This obvious lie, now abandoned, was confirmed during a taped interview by the museum’s director Franciszek Piper, see David Cole, “David Cole in Auschwitz,” 1993; www.youtube.com/watch?v=iXKHw0EZrQM; partially printed as “David Cole Interviews Dr. Franciszek Piper, Director, Auschwitz State Museum,” *Journal of Historical Review*, 13(2) (1993), pp. 11-13.

¹⁴¹ This is actually a ventilation stack of the air-raid shelter of late 1944.

¹⁴² A detailed study of these openings and the documentary material of this room shows that these four vents were inserted into the roof only after war’s end; see C. Mattogno, “The Openings for the Introduction of Zyklon B – Part 1,” op. cit. (note 99).

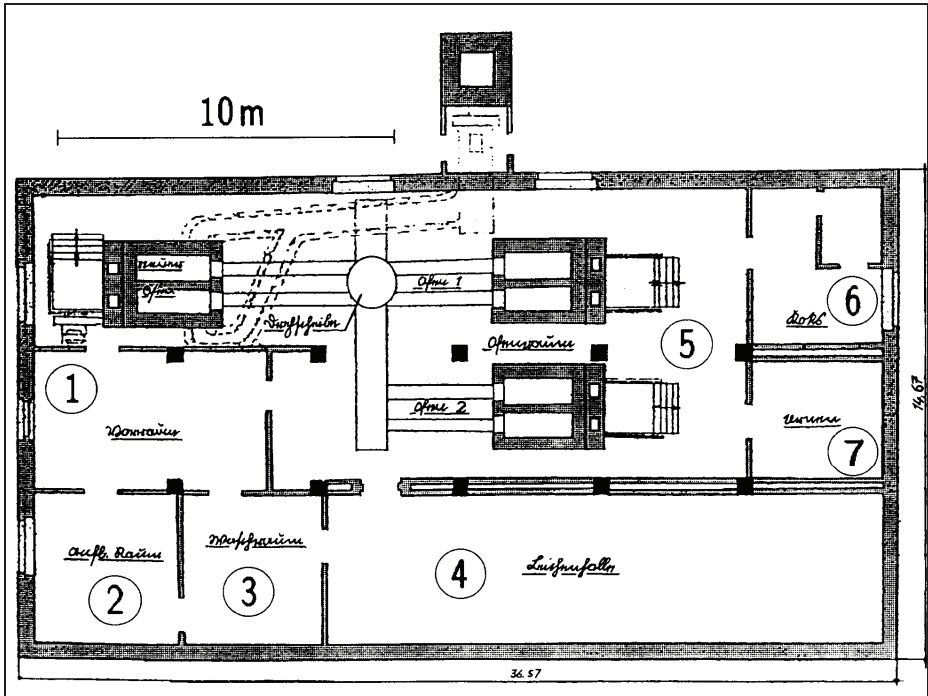


Fig. 4: Ground plan of Crematorium I in Auschwitz I/Main Camp in its original condition. The morgue was later allegedly used as a homicidal gas chamber.¹⁴⁴

- 1: vestibule; 2: laying-out room; 3: wash room; 4: morgue;
5: furnace room; 6: coke; 7: urns

raid shelter walls were removed.¹⁴³ The lighting was not, and is not now, explosion-proof. There are floor drains in the floor of the chamber which connect into the main camp drain and sewer system. Assuming a 9 sq. ft. area per person to allow for gas circulation, which is nevertheless very tight, a maximum of 94 people could fit into this room at one time. It has been reported that this room could hold up to 600 persons.

The alleged execution gas chamber is, as stated earlier, not designed to be used in such a manner. There is no evidence of an exhaust system or fan of any type in this structure.¹⁴⁵ The venting system for the alleged gas chamber

¹⁴³ While doing this, the Auschwitz museum removed one wall too many, including the former washing room into the “gas chamber” exhibit, although it never was a part of the original morgue. The original morgue was therefore some 20% smaller than what is shown to tourists today.

¹⁴⁴ J.-C. Pressac, op. cit. (note 46), pp. 151, 153.

¹⁴⁵ The original morgue had a ventilation system, which according to the documentation served to ventilate a morgue, not a homicidal gas chamber. Its exhaust duct led into the crematory flue, which fed both the exhaust gases of the ovens and the stale air of the morgue into the chimney; see note 93. If large amounts of Zyklon B would have been used in the morgue, the ventilation system would have pushed those out together with the hot oven gases – provided the ovens were operating. Since hot gases rise quickly, this exhaust gas mixed with HCN would not have posed a serious threat to the immediate environment of this crematorium. However, some wind gusts or not-operating or improperly operating ovens could have turned this design into a disaster for the environs of this crematory. Also, should there ever

consisted simply of four (4) square roof vents exhausting less than two (2) feet from the surface of the roof.¹⁴²

Table 4: Hypothetical Execution and Crematory Usage Rates of Krema I	
Execution rate	94 people/week (hypothetical)
Cremation rate	286 people/week (theoretical)
	126 people/week (real time)

Ventilating HCN gas in this manner would undoubtedly result in the poison gas reaching the confines of the SS hospital a short distance across the road, with patients and support personnel being killed. Because of the fact that the building has no sealant to prevent leakage, no gasketed doors to prevent gas reaching the crematory,¹⁴⁶ drains that would permit gas to reach every building in the camp, no heating system, no circulatory system, no exhaust system or venting stack,¹⁴⁵ no gas distribution system, constant dampness, no circulation due to the number of people in the chamber, and no way of satisfactorily introducing the Zyklon B material, it would be sheer suicide to attempt to utilize this morgue as an execution gas chamber. The results would be an explosion⁸⁹ or leaks gassing the entire camp.

Further, if the chamber were used thus (based on DEGESCH figures of 4 oz. or 0.25 lbs. per 100 cu. ft.), 30.4 oz. or 1.9 lbs. of Zyklon B gas (gross weight of Zyklon B is three times that of Zyklon B gas; all figures are for Zyklon b gas only)¹⁴⁷ would be used each time for 16 hours at 41 degrees Fahrenheit (based on German government fumigation figures). Ventilation must take at least 20 hours and tests must be made to determine if the chamber is safe. It is doubtful whether the gas would clear in a week without an exhaust system.¹⁴⁸ This clearly is contradictory of the chamber’s alleged usage of several gasings per day.

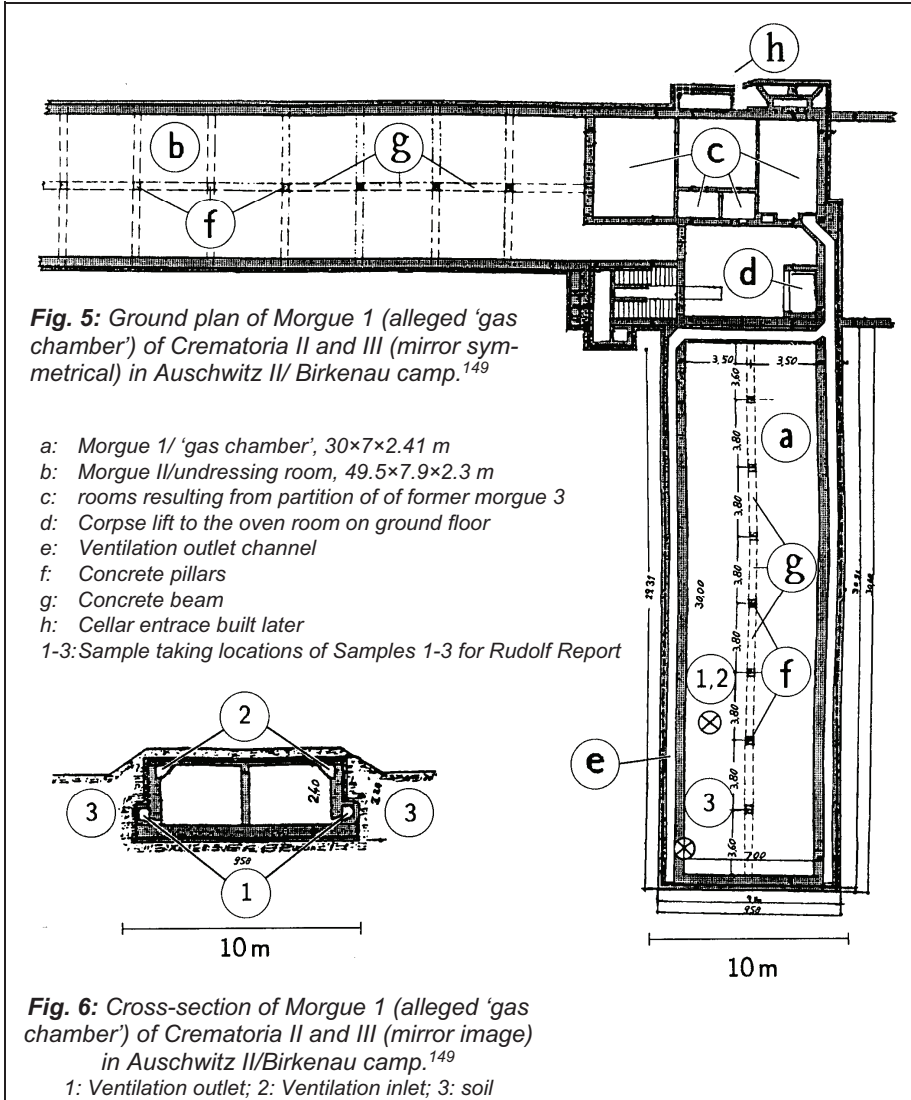
Computed theoretical and real-time usage rates of Krema I and alleged execution gas chamber at maximum capacity are set out in Table 4.

have been a concentration of HCN in the exhaust gas at or above the explosion limit – for instance because some Zyklon B granules fell close to the exhaust pipe – this could have caused an explosion upon entering the furnace flue. As unlikely as it is, it is not impossible. Hence, such a design would have been very poor, indeed.

¹⁴⁶ Documentation shows that gas-tight doors were installed in this building only upon conversion into an air-raid shelter in late 1944; “Herstellung der für die Beheizungsöfen, sowie für die Ent- und Belüftung erforderlichen Mauerdurchbrüche und Schläuche,” letter from the Auschwitz Air Raid Warden, Aug. 26, 1944, RGVA 502-1-401, p. 37; see C. Mattogno, “No Holes, No Gas Chamber(s),” *The Revisionist* 2(4) (2004), pp. 387-410, here p. 407. The original doors of the morgue were neither gastight nor panic-proof (see note 99).

¹⁴⁷ In order to achieve the rapid execution times claimed by witnesses, much more Zyklon B than what Leuchter suggests here would have to have been used; see note 134.

¹⁴⁸ Because the room did have a ventilation system (see note 145), Leuchter’s calculation are not applicable here. Although the exact capacity of this ventilation system is not known, it can be assumed to have been no better than those installed in Crematoria II & III, as the one in Crematorium I was a makeshift solution only. The capacity of the ventilation systems of Crematoria II & III is known, so that calculations of hypothetical ventilation times can be made. According to this, it would have taken at least 3 to 4 hours before the alleged gas chamber could have been entered without gas masks (and at least 1½ to 2 hours before it could have been entered with gas masks, but without protective suites). See my expert report, op. cit. (note 71), pp. 220-227.



3.16. Birkenau – Kremas II, III, IV and V

A detailed study of these Kremas resulted in the following information.

Kremas II and III were mirror image installations consisting of several morgues and a crematory of 15 retorts each. The morgues were in the basement and the crematories on the ground floor. An elevator was utilized for corpse transport from the morgues to the crematory. The included drawings were generated from original blueprints obtained at the Auschwitz State Mu-

¹⁴⁹ J.-C. Pressac, op. cit. (note 46), pp. 319-329.

seum and observations made and measurements taken on location. Construction was of brick, mortar and concrete.

The investigated areas were the alleged gas chambers designated as morgue #1 on both drawings. As noted for Krema I, there was no ventilation,¹⁵⁰ no heating system, no circulation system, no sealant inside or out and

further, no doors on the morgues in Krema II.¹⁵¹ The area has been examined by the author and no evidence of doors or door frames has been found. This investigator could not make this determination for Krema III since portions of the structure are missing. Both structures had roofs of reinforced concrete without any apparent openings. Further, reports of hollow gas-carrying columns are not true. All the columns are solid, reinforced concrete exactly as indicated in the captured German plans.¹⁵² The roof vents are not gasketed.¹⁵³ These facilities would be very dangerous if used as gas chambers and this use would probably result in the death of the users and an explosion when the gas reached the crematory.¹⁵⁴ Each facility had a corpse elevator of 2.1 meters x 1.35 meters. Clearly, this elevator was large enough for only one (1) body and an attendant.¹⁵⁵

The alleged gas chamber in each of Kremas II and III had an area of 2500 sq. ft.¹⁵⁶ This would accommodate 278 people based on the 9 square foot theory. If the chamber were filled with the required HCN gas (0.25 lbs./1000 cu. ft.), and assuming a ceiling height of 8 feet and 20,000 cubic feet of space, then 5 lbs. of Zyklon B gas would be required.¹⁵⁷ Again, assume at least one

Table 5: Hypothetical Execution and Crematory Usage Rates of Kremas II and III

Krema II	
Execution rate	278 people/week (hypothetical)
Cremation rate	714 people/week (theoretical) 315 people/week (real time)
Krema III	
Execution rate	278 people/week (hypothetical)
Cremation rate	714 people/week (theoretical) 315 people/week (real time)

¹⁵⁰ This is incorrect, see note 93.

¹⁵¹ This is incorrect, see note 99.

¹⁵² This finding was confirmed by two thorough scientific and forensic studies, see C. Mattogno, op. cit. (note 146), and M. Mattogno, "The Openings for the Introduction of Zyklon B – Part 2: The Roof of Morgue 1 of Crematorium II at Birkenau," *The Revisionist* 2(4) (2004), pp. 420-436.

¹⁵³ Three sentences earlier, Leuchter wrote: "Both structures had roofs of reinforced concrete without any apparent openings." If so, how can a roof without openings have roof vents? Leuchter explained this contradiction in a letter where he emphasized that there are no such vents in the roof; see Fig. 15 in the appendix, p. 63, as well as the papers quoted in the previous note.

¹⁵⁴ Extremely unlikely; see note 89.

¹⁵⁵ That is all but clear. No attendant would be necessary, and the amount of corpses that can be piled on a board 1.35 m wide certainly exceeds one. The limit would more likely be defined by the weight capacity of the elevator. For Krema II this was 300 kg, or some four to five corpses; cf. C. Mattogno, *The Real Case...*, op. cit. (note 5), Chapter 1.9., pp. 49-54.

¹⁵⁶ Correct: 210 sqm = some 2257 sq.ft.

¹⁵⁷ To accomplish the murder as swiftly as claimed, at least 15 to 20 kg (33 to 44 lbs) of HCN in the form of Zyklon B would have been necessary, because only some 10% evaporates from the carrier during the first five to ten minutes; see note 134. Five lbs of gas released during this time would equal 50 lbs of Zyklon B applied.

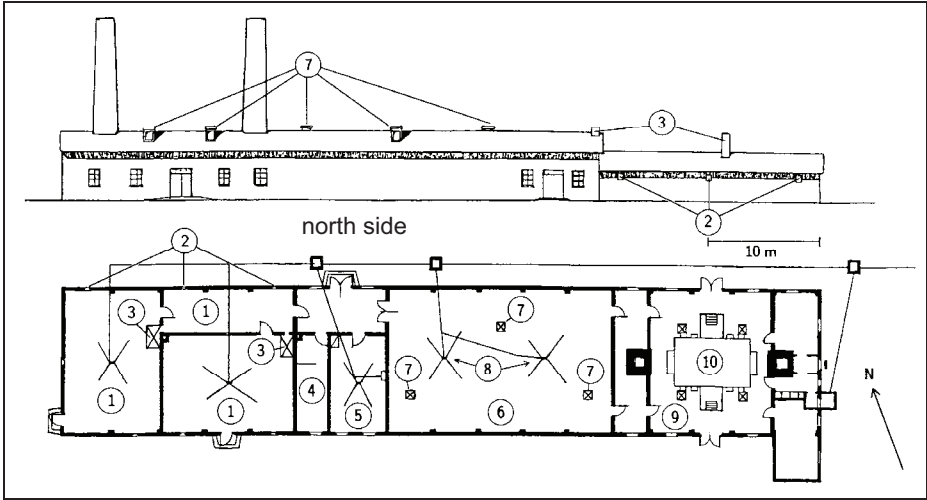


Fig. 7: North elevation (above) and ground plan (below) of crematorium IV and/or V (mirror image) in Auschwitz II/Birkenau camp.¹⁵⁹

1: Alleged 'gas chambers'; 2: Alleged Zyklon B introduction hatches; 3: Heating furnaces; 4: Coke room; 5: Doctor's office; 6: Morgue; 7: Ventilation chimneys; 8: Gutters; 9: Furnace room; 10: Crematorium furnaces

week to vent (as at Crema I). This ventilation time is again doubtful, but will serve to compute our numbers.¹⁵⁸

Computed usage rates for Kremas II and III (theoretical and real-time) and alleged execution gas chamber at maximum capacity are set out in Table 5.

Kremas IV and V were mirror image installations consisting of crematories of two furnaces with 4 retorts each and numerous rooms utilized as mortuaries, offices and storage. The interior rooms did not conform to the mirror image.¹⁶⁰ Some of these rooms were allegedly used as gas chambers. It is impossible to ascertain much from the physical sites since the buildings were razed long ago. No sealant was found anywhere on the foundation or floor. According to reports, Zyklon B gas pellets were allegedly thrown through wall ports which are now non-existent. If the plans of the building are correct, these facilities likewise were not gas chambers,¹⁶¹ for the same reasons iterated earlier

¹⁵⁸ Because these morgues did have ventilation systems (see note 93), Leuchter's calculations are wrong. See note 148 for calculations based on documented ventilation capacities.

¹⁵⁹ J.-C. Pressac, *op. cit.* (note 46), p. 401.

¹⁶⁰ Leuchter based this assessment on the situation as it is today. However, since the brick structure visible today was erected after the war with no relation to the original situation (see note 88), this statement is not correct.

¹⁶¹ The plans discovered so far do not indicate the use or purpose of the rooms claimed to have been homicidal gas chambers, although some documents indicate that at least one of them had been equipped to serve as a shower room for inmates, whereas the other might have served (or had been planned to serve) for disinfestations; cf. C. Mattogno, *The Real Case...*, *op. cit.* (note 5), Chapter 5.11., pp. 177-180.

for Kremas I, II, and III.¹⁶² Construction was apparently red brick and mortar with a concrete floor and no basement. It should be noted that the existence of cremation and execution facilities at Kremas IV and V is unsubstantiated.¹⁶³

Table 6: Hypothetical Execution and Crematory Usage Rates of Kremas VI and V

Krema VI	
Execution rate	209 people/week (hypothetical)
Cremation rate	385 people/week (theoretical)
	168 people/week (real time)
Krema V	
Execution rate	570 people/week (hypothetical)
Cremation rate	385 people/week (theoretical)
	168 people/week (real time)

Based upon statistics obtained from the Auschwitz State Museum and measurements made at the site for Kremas IV and V relative to the alleged gas areas, and assuming a ceiling height of 8 feet, the computed statistics are as follows:

Krema IV

1875 sq. ft.; will hold 209 people. 15,000 cu. ft. will use 3.75 lbs. of Zyklon B gas at 0.25 lbs./1000 cu. ft.

Krema V

5125 sq. ft.; will hold 570 people. 41,000 cu. ft. will use 10.25 lbs. of Zyklon B gas at 0.25 lbs./1000 cu. ft.

Computed alleged usage rates for Kremas IV and V (theoretical and real-time) and gas chamber at maximum capacity and 1 week ventilation time are set out in Table 6

The Red and White houses, otherwise designated as Bunker I and II, were alleged to be gas chambers only, and there are no estimates available or statistics on the buildings.

3.17. Majdanek

At Majdanek, there are several facilities of interest: the original [old] crematory, now removed; the [new] crematory with the alleged execution gas chamber, now rebuilt; the Bath and Disinfection Building #2, which was apparently a delousing facility; and Bath and Disinfection Building #1, which contained a shower, delousing and storage room and the alleged experimental CO and HCN gas chambers.

The first freestanding crematory, which has been removed, has been discussed earlier. For Bath and Disinfection #2, although closed, an inspection through the windows confirms its function was only a delousing facility, simi-

¹⁶² It should be noted that two of these rooms discussed here did have a heating stove. A ventilation system initially planned was apparently never installed. See my expert report, op. cit. (note 71), pp. 135-139.

¹⁶³ There is ample documentation regarding the cremation furnaces erected in these buildings; in addition, there are documents about gas-tight windows and a gas chamber in connection with these buildings, but this may simply refer to delousing gas chambers. See my expert report, *ibid.*

lar to those at Birkenau. The rebuilt crematory and alleged gas chamber, although discussed earlier, will be considered briefly again. The furnaces are the only portion of the original facility which has not been rebuilt. The basic structure appears to be of wood, as are the other facilities at Majdanek (except for the experimental chambers). However, closer inspection reveals that much of the building is of reinforced concrete, totally inconsistent with the remaining portions of the camp. The alleged execution gas chamber is adjacent to the crematory with apparently no means of containing the HCN gas.

The building is not sealed and would be inoperable for its alleged purpose. Allegedly rebuilt from an original plan, which does not exist, it physically appears to be nothing more than a crematory with several morgues. It is by far the smallest and most insignificant alleged gas chamber of all.

The delousing/storage area at Bath and Disinfection #1 is an L-shaped room with an internal wooden partition and door. It comprises some 7657 cu. ft. of volume and has an area of 806 sq. ft. It has stuccoed walls, beam construction and two ungasketed roof vents. It contains an air circulatory system which is improperly designed, whereby the inlet and outlet are in close proximity to each other. Blue staining, apparently caused by ferric-ferro-cyanide pigment, visibly coats the surface of the walls. It would appear from its design that this was a delousing room or storage room for deloused materials. The roof vents are only capable of providing long-term airing of stored materials. The doors are not gasketed and are not designed to be tight. The room is not sealed inside or out with sealant. There were several areas in this building that were permanently sealed and not available for the author's inspection. This room clearly was not an execution chamber and meets none of the described criteria. See drawing.

If this were utilized as a presumed execution chamber, it would hold 90 people, at most, and require 2.0 lbs. of Zyklon B gas. Venting time should be at least one week. Maximum usage execution rate – 90 people/week.

The alleged experimental gas chambers, located at Bath and Disinfection Building #1, are a brick building connected to the main facility by a loose wood structure. This building is surrounded on three sides by a depressed concrete walkway.¹¹² There are two chambers, an unknown area and a control booth, which has two steel cylinders, allegedly having contained carbon monoxide,¹⁶⁴ which was piped into the two chambers. There are four steel doors with a rabbet, presumably for a gasket. The doors open out and are fastened shut with two mechanical latches and a locking bar (hasp).

¹⁶⁴ The two allegedly original gas cylinders in that room actually contained the non-toxic gas carbon dioxide; cf. J. Graf, C. Mattogno, *op. cit.* (note 84), pp. 143f.

All four doors have glass peepholes and the two inner doors have chemical test cylinders to test the air in the chamber.¹⁶⁵ The control booth has an open window of some 6 inches by 10 inches, never having provision for glass or gasketing, barred horizontally and vertically with reinforcing rods and opening into chamber #2. See drawing. Two of the doors open into chamber #1, one front and one rear, to the outside. One door opens into chamber #2 in the front. The remaining door opens into an unknown area behind chamber #2.¹⁶⁶ Both chambers have piping, allegedly for carbon monoxide gas, but in chamber #2 it is incomplete, having apparently never been completed. Chamber #1 has finished piping, terminated in gas ports at two corners of the room. Chamber #2 has provision for a roof vent, but it appears never to have been cut through the roof.¹⁶⁷ Chamber #1 has a heater/circulatory system for the air, which is not properly designed (the inlet and outlet are too close) and has no provision for venting.

The walls are of stucco, the roof and floor are of poured concrete, none of which has been sealed, inside or out. There are two heater circulators built as sheds on the side of the building, one for chamber #1 and the other for something in the Bath and Disinfection facility, forward, (see drawing) neither of which are properly designed and have no provision for vent/exhaust. The walls in chamber #1 have the characteristic blue ferric-ferro-cyanide staining. The building is unheated and damp.¹⁶⁸

Although at first glance these facilities appear properly designed, they fail to meet all the required criteria for an execution gas chamber or a delousing facility. First, there is no sealant on any of the inside or outside surfaces. Second, the depressed walkway is a potential gas trap for HCN, making the building extremely dangerous.¹¹² Chamber #2 is incomplete and probably was never used. The piping is incomplete and the vent has never been opened in the roof. Although chamber #1 is operational for carbon monoxide, it is poorly vented and not operational for HCN.¹⁶⁹ The heater/circulator is improperly installed. There is no vent or stack.

Therefore, it is the author's best engineering opinion that chambers #1 and #2 were never used, and could not ever be used, as execution gas chambers. None of the facilities at Majdanek is suitable, or was used, for execution purposes.

¹⁶⁵ Probably for a thermometer, since at least one of the rooms had been equipped with a heater for hot-air disinfections, see below.

¹⁶⁶ This room has no means to introduce Zyklon B from the outside or to ventilate it, therefore cannot be seriously considered for executions.

¹⁶⁷ It is claimed to have been a hole through which Zyklon B was thrown. There is no provision to close this hole. The roof of this building is not original.

¹⁶⁸ Except for the room with heater/circulator.

¹⁶⁹ Although the blue staining proves that it was used for HCN delousing purposes at least, as this facility was just that: a delousing facility. For more about this see chapter 4.3.

Chamber #1 has an area of 480 sq. ft., a volume of 4240 cubic feet, will hold 54 persons, and use one pound of Zyklon B

Table 7: Hypothetical Execution Rates for Majdanek

Chamber #1	54 people/week
Chamber #2	24 people/week

gas. Chamber #2 has an area of 209 sq. ft., a volume of 1850 cubic feet, will hold 24 persons, and use 0.5 pounds of Zyklon B gas. Assuming gas chamber usage, the maximum weekly execution rate would have been the figures set out in Table 7.

3.18. Statistics

The statistics set out in Table 8 (next page) were generated for this report. Assuming the gas chambers existed (and they did not), these figures represent the maximum 24-hour, 7-day a week outputs of each facility and the amount of Zyklon B gas required.

Relative to the additional alleged execution facilities of Chelmno (gas vans),¹⁷⁰ Belzec,¹⁷¹ Sobibor,¹⁷² Treblinka¹⁷³ and any others, it should be noted that carbon monoxide gas was allegedly used.

As discussed above, carbon monoxide gas is not an execution gas,¹⁷⁴ and the author believes that before the gas could take effect, all would have suffocated. Therefore, it is the author's best engineering opinion that no one died of CO execution.

3.19. Conclusion

After reviewing all of the material and inspecting all of the sites at Auschwitz, Birkenau and Majdanek, your author finds the evidence to be overwhelming. There were no execution gas chambers at any of these locations. It is the best engineering opinion of this author that the alleged gas chambers at the inspected sites could not have then been, or now be, utilized or seriously considered to function as execution gas chambers.

Prepared this 5th day of April, 1988 at Malden, Massachusetts.

Fred Leuchter Associates

Fred A. Leuchter, Jr.

Chief Engineer

¹⁷⁰ See I. Weckert, "What Was Kulmhof/Chelmno?," *The Revisionist* 1(4) (2003), pp. 400-412; C. Mattogno, *Chelmno: A German Camp in History and Propaganda*, The Barnes Review, Washington, D.C., 2011.

¹⁷¹ See C. Mattogno, *Belzec*, Theses & Dissertations Press, Chicago, IL, 2004.

¹⁷² J. Graf, T. Kues, C. Mattogno, *Sobibór: Holocaust Propaganda and Reality*, The Barnes Review, Washington, DC, 2010

¹⁷³ See C. Mattogno, Jürgen Graf, *Treblinka*, op. cit. (note 82).

¹⁷⁴ At least not if – as claimed – derived from Diesel engines, see note 80. CO was used as an execution gas during the infamous euthanasia program of the Third Reich.

Table 8: Compiled Hypothetical Maximum Execution and Crematory Usage Rates

	Gassed (Hypothetical)	Cremated (Theoretical)	Cremated (Real-time)	lbs./kg.
Krema I – 11/41 – 5/43 Inclusive				
72 wks. @ 94/wk	6,768			
72 wks. @ 286/wk		20,592		
72 wks. @ 126/wk			9,072	
Total Zyklon B gas				136/61.2
Krema II – 3/43 – 11/44 Inclusive				
84 wks. @ 278/wk	23,352			
84 wks. @ 714/wk		59,976		
84 wks. @ 315/wk			26,460	
Total Zyklon B gas				420/189
Krema III – 6/43 – 11/44 Inclusive				
72 wks. @ 278/wk	20,016			
72 wks. @ 714/wk		51,408		
72 wks. @ 315/wk			22,680	
Total Zyklon B gas				360/162
Krema VI – 3/43 – 10/44 Inclusive				
80 wks. @ 209/wk	16,720			
80 wks. @ 385/wk		30,800		
80 wks. @ 168/wk			13,440	
Total Zyklon B gas				300/135
Krema V – 4/43 – 11/44 Inclusive				
80 wks. @ 570/wk	45,600			
80 wks. @ 385/wk		30,800		
80 wks. @ 168/wk			13,440	
Total Zyklon B gas				820/369
Majdanek – 9/42 – 11/43 Delousing Facility at Bath #1				
60 wks. @ 90/wk	5,400			
Total Zyklon B gas				120/54
Experimental Chambers				
#1 60 wks. @ 54/wk	3,240			
Total Zyklon B gas				60/27
#2 60 wks. @ 24/wk	1,440			
Total Zyklon B gas				30/13.5
Krema and Chamber				
60 wks. @ 24/wk	1,440			
60 wks. @ 714/wk		42,840		
60 wks. @ 315/wk			18,900	
Total Zyklon B gas				30/13.5
Krema Old				
60 wks. @ 94/wk		5,760		
60 wks. @ 286/wk			2,520	
Totals	Gassed (Hypothetical)	Cremated (Theoretical)	Cremated (Real-time)	lbs./kg.
	123,976	242,176	106,512	2276/1024.2

Source re. operational periods of crematorium: Hilberg, *Destruction of the European Jews*, 2nd ed. 1985

3.20. Bibliography

- CHEMICAL ANALYSIS – 32 SAMPLES Prepared by Alpha Analytical Labs for Fred A. Leuchter Associates
- AUSCHWITZ, CRIME AGAINST MANKIND Auschwitz State Museum, 1988
- AUSCHWITZ, 1940-1945 Museum Guide Book Auschwitz State Museum
- MAJDANEK, Duszak Auschwitz State Museum, 1985
- MAJDANEK, Marszalek State Museum, Auschwitz, 1983
- MAPS AND MATERIAL Auschwitz and Majdanek State Museums
- DIESEL GAS CHAMBERS, MYTH WITHIN A MYTH, Berg Spring 1984, Journal of Historical Review
- GERMAN DELOUSING CHAMBERS, Berg Spring 1986, Journal of Historical Review
- THE HOAX OF THE TWENTIETH CENTURY, Butz, Historical Review Press
- ZYKLON B FOR PEST CONTROL DEGESCH Publication
- HYDROGEN CYANIDE Dupont Publication, 7-83
- MATERIAL SAFETY DATA SHEET Dupont Publication, 8-85
- SODIUM CYANIDE Dupont Publication, 7-85
- THE MECHANICS OF GASSING, Faurisson Spring 1980, Journal of Historical Review
- FLOOR PLANS Krema II, III, IV and V
- GERMAN BLUEPRINTS 9-25-41 10-16-44
- THE DESTRUCTION OF THE EUROPEAN JEWS, Hilberg Holmes and Meier, New York, 1985
- MAJDANEK, Marszalek Interpress, 1986
- JOURNAL 2-25-88 through 3-3-88
- ASSORTED PHOTOS by Fred A. Leuchter Associates
- EIGHT (8) DRAWINGS Krema I, II, III, IV, V Delousing Chamber, Building #1 Experimental Gas Chambers Unknown Heater Circulator All prepared for this report by H. Miller, Fred A. Leuchter Associates
- PROPOSAL, MISSOURI STATE PENITENTIARY GAS CHAMBER Leuchter, Leuchter Associates, 1987
- ZYKLON B, TRIAL OF BRUNO TESCH, Lindsey Fall 1983, Journal of Historical Review
- MAJDANEK CONCENTRATION CAMP, Rajca, Lublin 1983, State Museum
- DOCUMENT NI 9912 Office of Chief War Counsel for War Crimes, Zyklon B
- SAMPLE LOG 2-5-88 through 3-2-88
- Auschwitz State Museum Auschwitz, Poland
- DuPont Head Office USA E.I. du Pont de Nemours & Co. (Inc.)

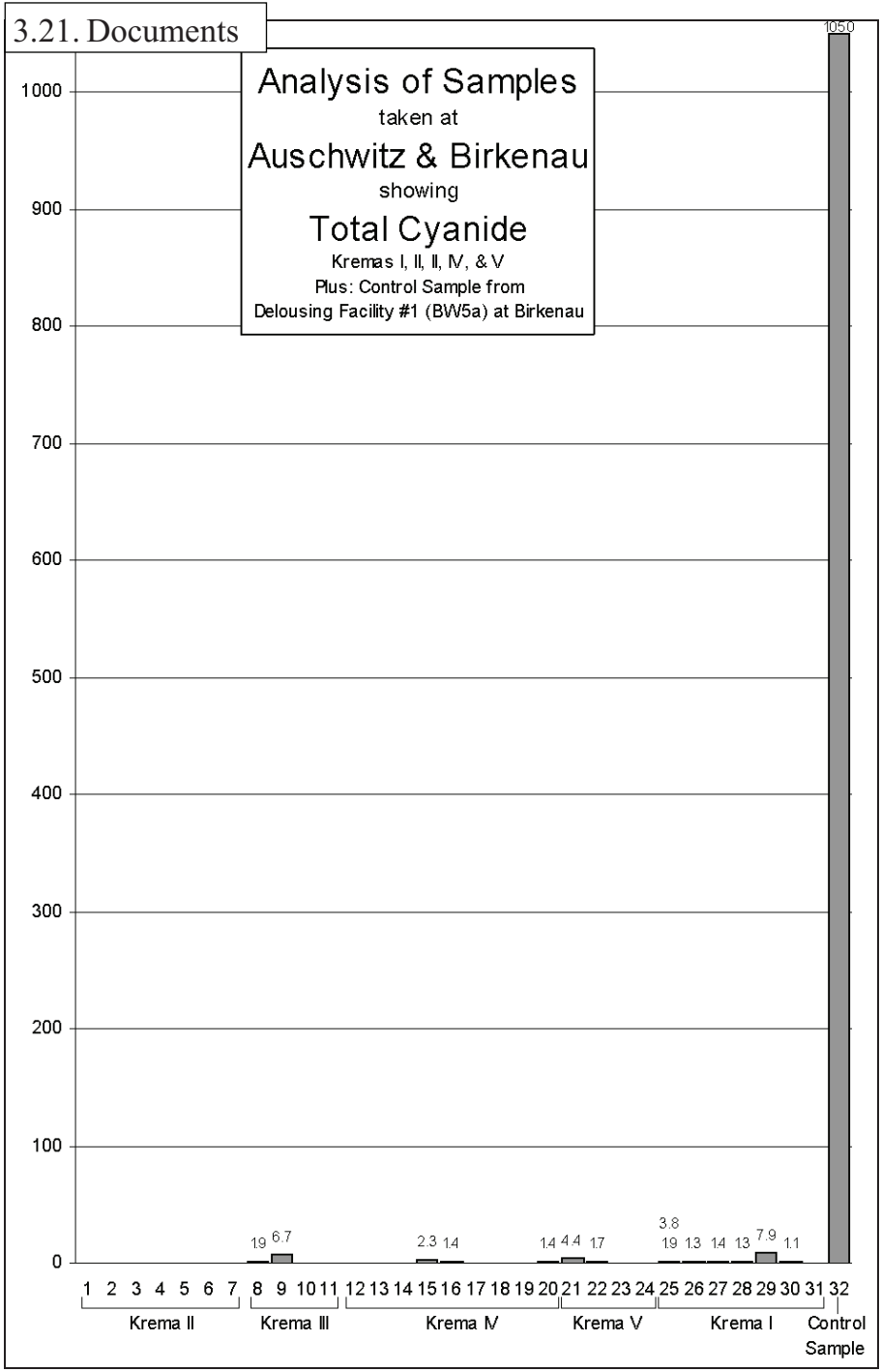


Fig. 8: Data taken from documents starting on p. 69.

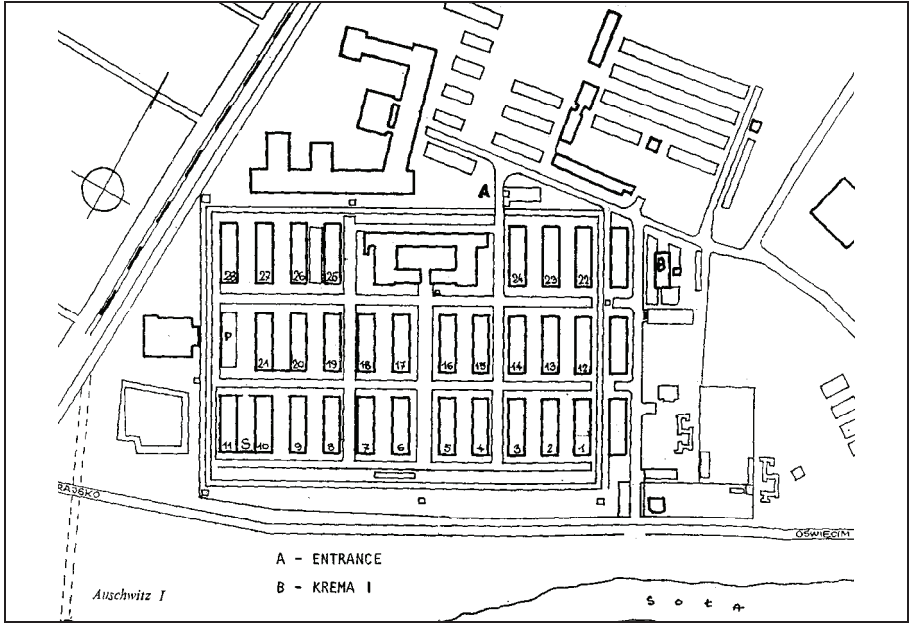


Fig. 9: Plan of the Auschwitz main camp (Auschwitz I or Stammlager) according to information brochure of the Auschwitz State Museum.

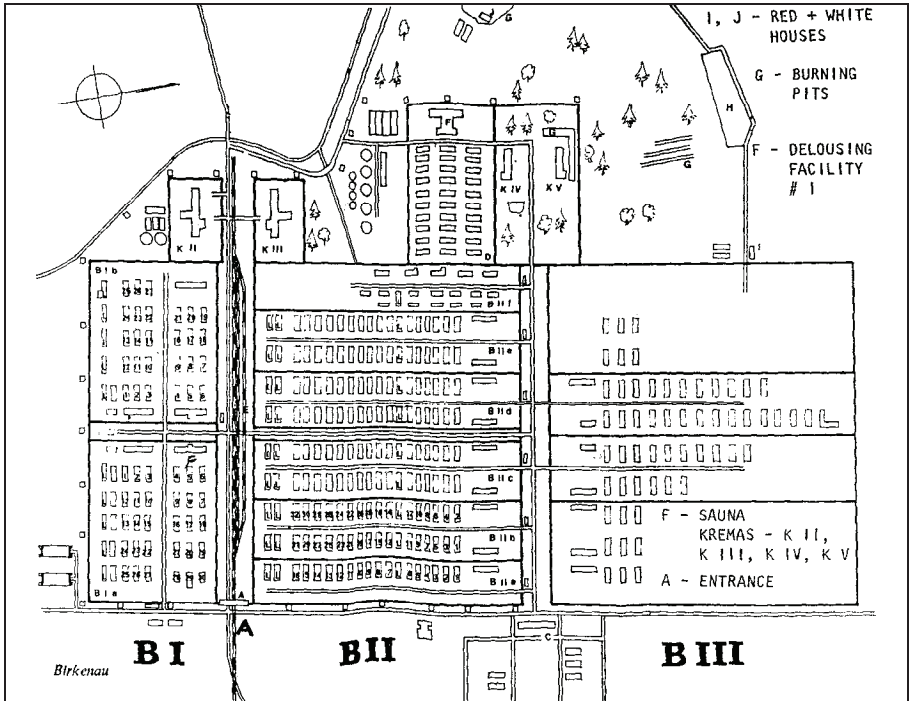


Fig. 10: Plan of the Birkenau camp (Auschwitz II) according to information brochure of the Auschwitz State Museum.

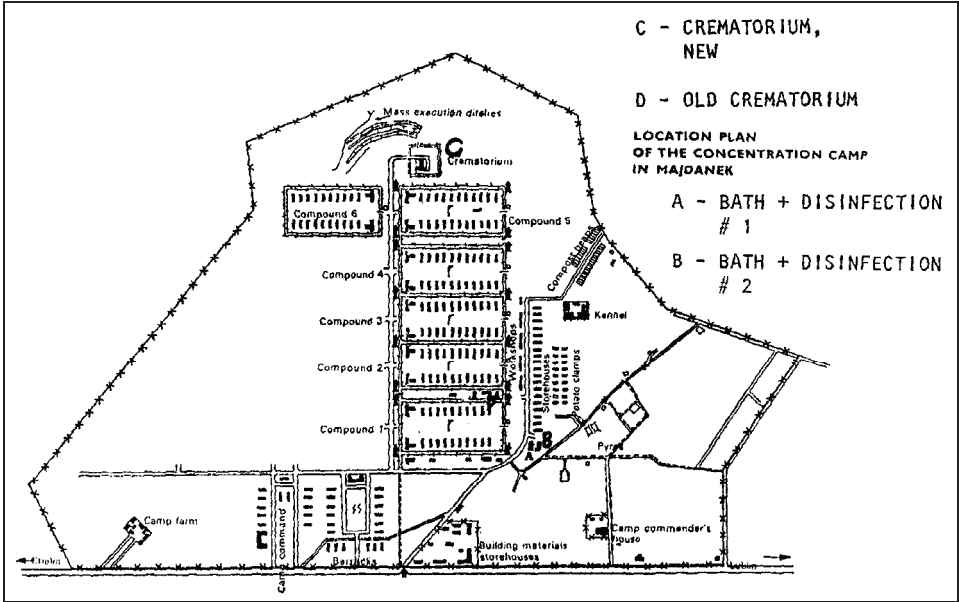


Fig. 11: Plan of the Majdanek concentration according to information brochure of the Majdanek State Museum.

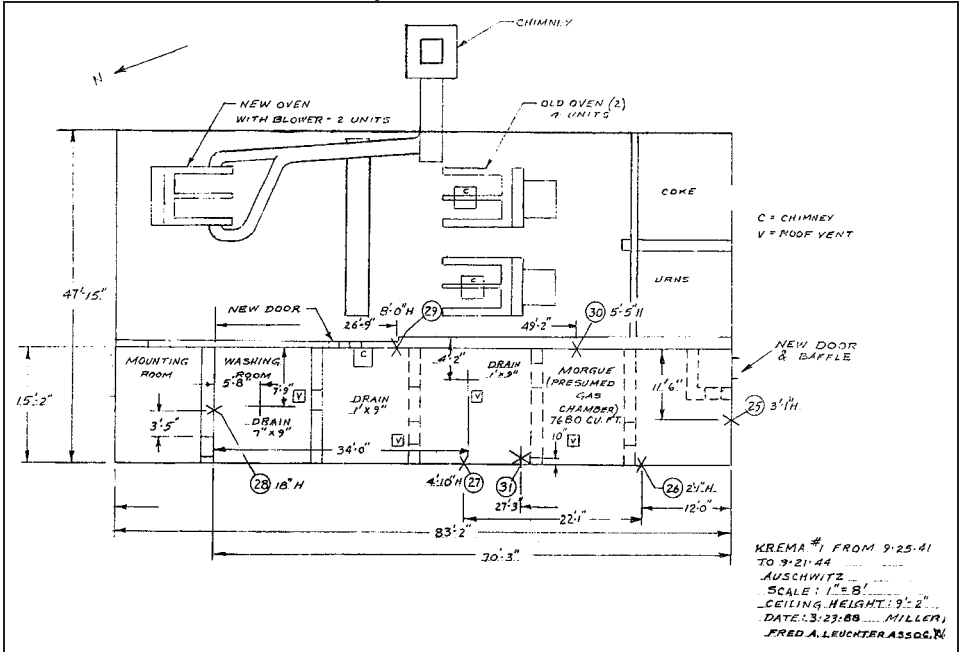


Fig. 12: Floor plan of Krematorium I in Auschwitz main camp, drawn by H. Miller, Fred A. Leuchter Associates. Numbers in circles denote locations where wall sample were taken.

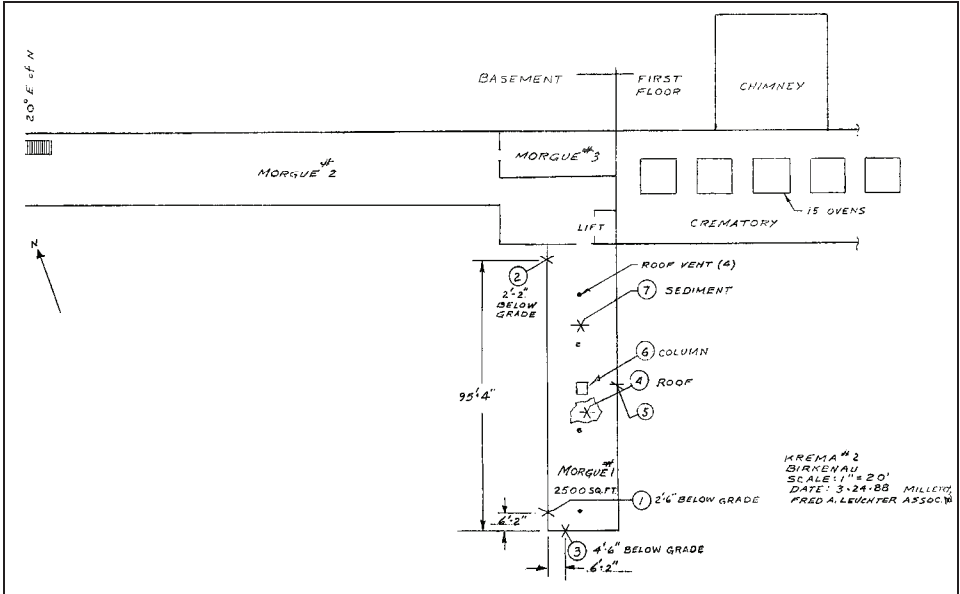


Fig. 13: Floor plan of Krematorium II in Auschwitz Birkenau, drawn by H. Miller, Fred A. Leuchter Associates. Numbers in circles denote locations where wall sample were taken. Note: The “Roof Vent (4)” do not exist; see document on next page.

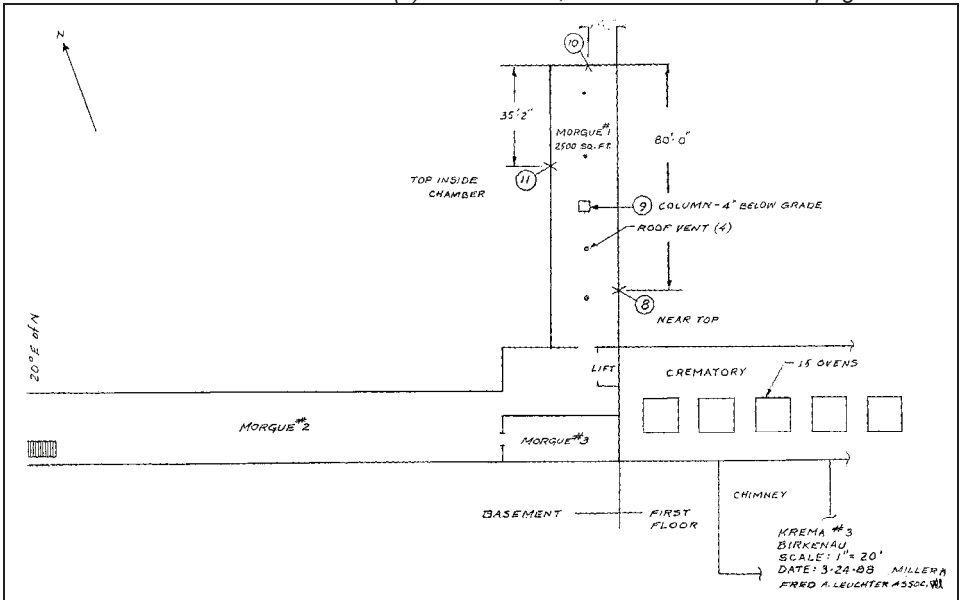


Fig. 14: Floor plan of Krematorium III in Auschwitz Birkenau, drawn by H. Miller, Fred A. Leuchter Associates. Numbers in circles denote locations where wall sample were taken. Note: The “Roof Vent (4)” do not exist; see document on next page.

Fred A. Leuchter, Associates
 231 Kennedy Drive
 Unit #110
 Boston MA 02148
 617-322-0104

Mr. Ernst Zundel
 206 Carlton Street
 Toronto, Ontario M5A 2L1
 Canada

May 14, 1988

Dear Mr. Zundel:

I am writing to advise you of a clarification on the drawings of Krema II and Krema III as submitted with my report of April 5, 1988.

Both these drawings indicate roof vents that are for reference only, as they appear on material supplied by Museum officials. These vents are not now, or were they ever part of the actual structures at Birkenau. These are spurious bits of information that are shown on some schematics of these two structures and appear on my drawings only for reference as indicated in the text. My intent was to call attention to this erroneous material and information. It must be clearly understood that a visual inspection of both Krema II and Krema III clearly shows that no roof vent ever existed at either of these facilities.

Very truly yours,
 Fred A. Leuchter Associates

[Handwritten Signature]
 Fred A. Leuchter, Jr.
 Chief Engineer.

Fig. 15: Clarification by F.A. Leuchter about the "Roof Vent (4)" in H. Miller's drawings of Krema II & III, previous page.

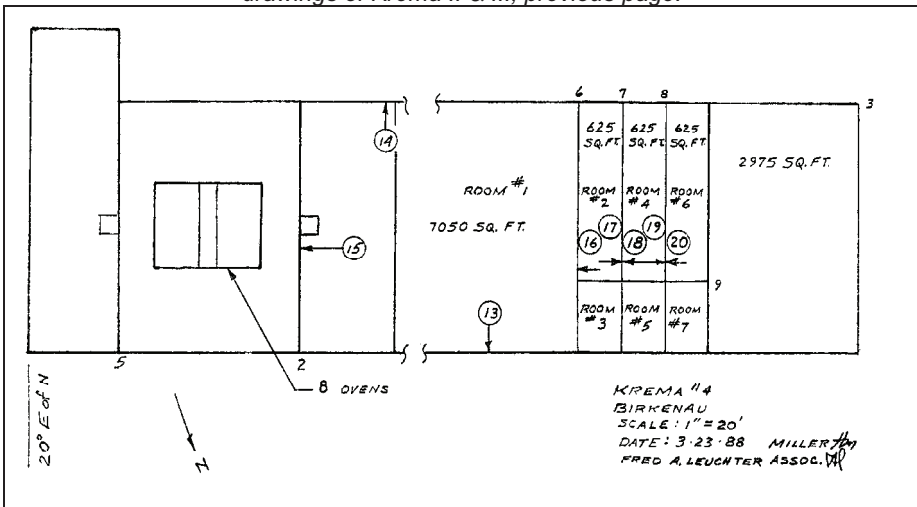


Fig. 16: Floor plan of Krematorium IV in Auschwitz Birkenau, drawn by H. Miller, Fred A. Leuchter Associates. Numbers in circles denote locations where wall sample were taken.

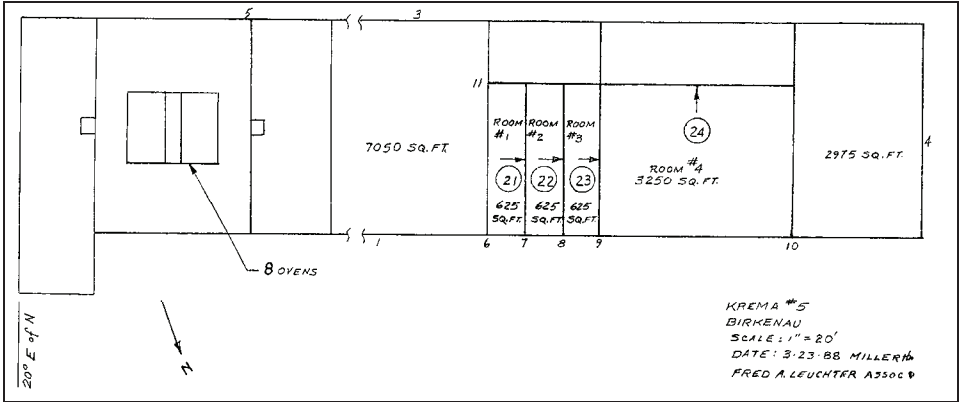


Fig. 17: Floor plan of Krematorium V in Auschwitz Birkenau, drawn by H. Miller, Fred A. Leuchter Associates. Numbers in circles denote locations where wall sample were taken.

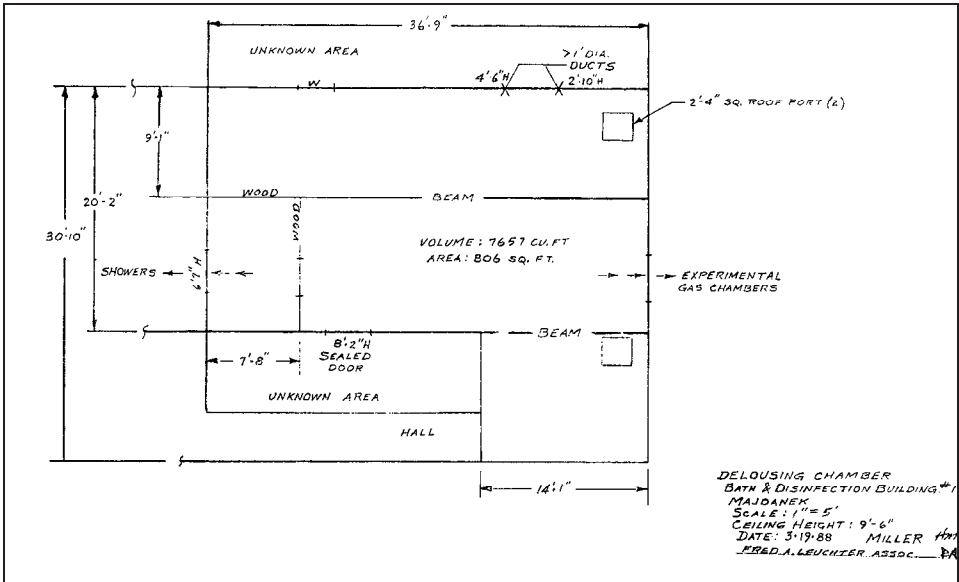


Fig. 18: Floor plan of Bath & Disinfection Building #1 at the Majdanek camp, drawn by H. Miller, Fred A. Leuchter Associates.

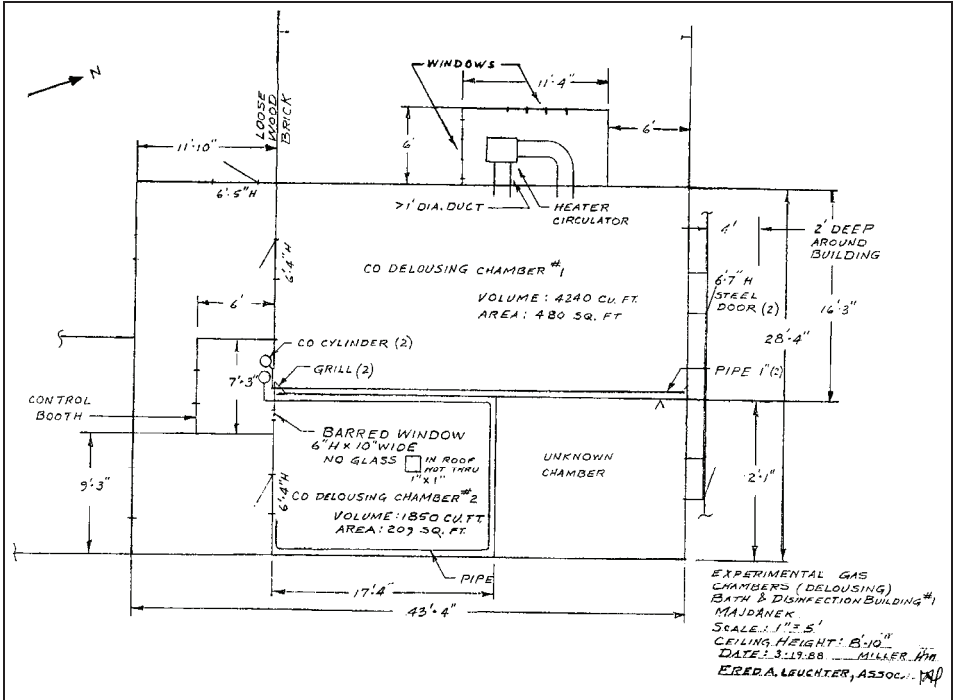


Fig. 19: Floor plan of the delousing wing of Bath & Disinfection Building #1 at the Majdanek camp, drawn by H. Miller, Fred A. Leuchter Associates.

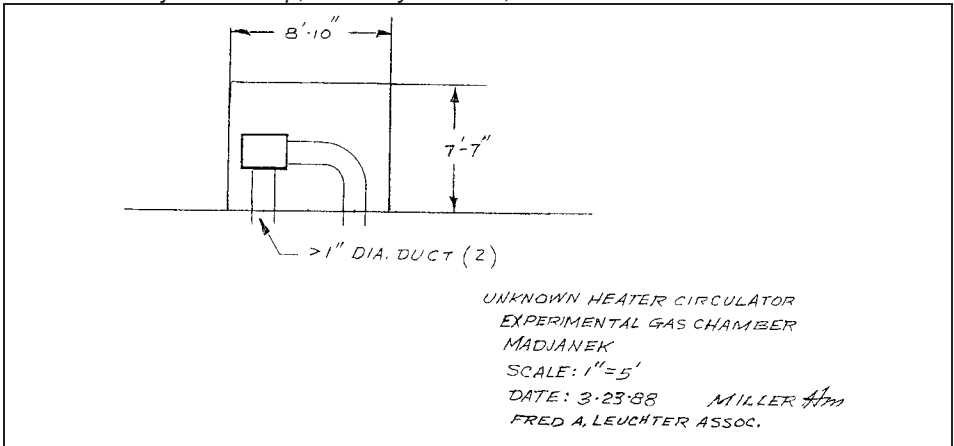
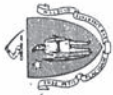


Fig. 20: Sketch of Heater Circulator of delousing chamber in previous document, drawn by H. Miller, Fred A. Leuchter Associates.

<p>537-3503 scott@clp.com</p> <p>Fred A. Leuchter, Associates 231 Kennedy Drive Unit #110 Boston MA 02148 617-322-0104</p> <p>March 9, 1988</p> <p>Alpha Analytical 200 Homer Avenue Ashland, MA 01721</p> <p>Gentlemen:</p> <p>Enclosed, please find 32 samples of materials for analysis. All samples are for determination of cyanate residue except # 12 which is for definition of material.</p> <p>Sample # 32 is control sample. Note blue color. Other samples should equal or exceed cyanate content.</p> <p>Sample # 12 is Gasket material. Determine composition.</p> <p>Sample # 7 is sediment material. Determine cyanate content.</p> <p>Samples #1 through # 11; Samples # 13 Through 32. Brick, mortar and sediment. Cyanate content.</p> <p>Test results for court litigation. Please certify.</p> <p>All samples stored in cool, damp and sunlight free locations.</p> <p>Please complete analysis as soon as possible.</p> <p>Very truly yours, Fred A. Leuchter, Associates <i>Fred A. Leuchter, Jr.</i> Chief Engineer</p> <p><i>Account: 37 Pesci 3/11/88 Alpha Analytical Lab Kevin McLean</i></p>	<p>ALPHA ANALYTICAL LABORATORIES 200 Homer Avenue Ashland Technology Center Ashland, Massachusetts 01721 (617) 881-3503</p> <p>CERTIFICATE OF ANALYSIS</p> <p>Client: Fred A. Leuchter, Associates Job Number: 880451 Address: 231 Kennedy Drive; Unit #110 Invoice Number: 3964 Boston, MA 02148 Date In: 03/18/88 Attn: Fred Leuchter Date Reported: 03/22/88 Sample Description: Three brick samples</p> <p>REFERENCES:</p> <ol style="list-style-type: none"> 1. Test Methods for Evaluating Solid Waste: Physical/Chemical Methods. EPA SW-846. 1982. 2. Standard Methods for Examination of Water and Waste Water. APHA-APWA-WAQT. 15th Edition. 1980. 3. Methods for Chemical Analysis of Water and Wastes. EPA 600/4-82-055. 1982. <p>Authorized by: <i>Scott McLean</i> Scott McLean—Laboratory Director</p>
---	--

Fig. 21: Document series on analysis of wall samples taken from locations in Auschwitz claimed to have been homicidal gas chambers, plus one control sample from a delousing chamber (#32).



The Commonwealth of Massachusetts
 Department of Environmental Quality Engineering
Lawrence Experiment Station
 97 Shallick Street, Lawrence, Massachusetts 01843

CERTIFICATION FOR CHEMICAL ANALYSIS OF WATERS

LABORATORY: MA086 Alpha Analytical Labs
 200 Homer Ave.
 Ashland, MA 01721

DATE: 03/15/88

EXPIRATION DATE: 09/15/88

DIRECTOR: Scott McLean
 617) 881-3503

PRIMARY PARAMETERS AND CATEGORIES (DRINKING WATERS)

FULL CERTIFICATION: Trace Metals, Fluoride, Trihalomethanes, Volatile Organics, Corrosivity Series, Sulfum

PROVISIONAL CERTIFICATION: Pesticides

SECONDARY PARAMETERS AND CATEGORIES

FULL CERTIFICATION: Metals, Minerals, Nutrients, PCB, Pesticides, Volatile Halocarbons, Volatile Aromatics, Cyanide, Phenolics

PROVISIONAL CERTIFICATION: None at present

Massachusetts Department of Environmental Quality Engineering will accept results from all parameters and categories listed above.

This certificate supercedes all previous certificates issued to this laboratory. Reporting of analyses other than those authorized above shall be cause for revocation of certification.

Original Certificate, not copies, must be displayed in a prominent place at all times. Certification subject to approval by DEC.

Joseph E. O'Brien
 Joseph E. O'Brien, Ph.D.
 Director, Laboratory Certification
 For the Commissioner

100th Anniversary
 1887 1987

53

ALPHA ANALYTICAL LABORATORIES
CERTIFICATE OF ANALYSIS

Client: Fred A. Leuchter, Associates
 Analysis Requested: Total Iron
 Sample Number: 86045L.1
 Date Received: 03/18/88
 Date Reported: 03/22/88

Client Idemt: 9
 Sample Location: Brick
 Sample Description: Brick
 Sample Container: Bag
 Field Prep: None
 # of Containers: 1

PARAMETER RESULT UNITS MDI* INST REF** METHOD EXTRACT ANALYSIS

Total Iron 7,580 mg/kg 1.0 ICP 1 6010 ----- 03/21/88

* MDI—Method Detection Limits (same units as the Results)
 ** REF—Reference as cited on the cover (first) page of this report.

ALPHA ANALYTICAL LABORATORIES
 200 Homer Avenue
 Ashland Technology Center
 Ashland, Massachusetts 01721
 (617) 881-3503

CERTIFICATE OF ANALYSIS

Client: Fred A. Leuchter, Associates Job Number: 880386
 Address: 231 Kennedy Drive; Unit #110 Invoice Number: 3943
 Boston, MA 02148 Date In: 03/09/88
 Attn: Fred A. Leuchter, Jr. Date Reported: 03/18/88
 Sample Description: Thirty-two brick samples

REFERENCES:

1. Test Methods for Evaluating Solid Waste: Physical/Chemical Methods. EPA SW-846. 1982.
2. Standard Methods for Examination of Water and Waste Water. APHA-AWWA-WAQCF. 19th Edition. 1980.
3. Methods for Chemical Analysis of Water and Wastes. EPA 600/4-82-055. 1982.
4. Oil Spill Identification System. CG-D-52-77 U. S. Coast Guard. 1977.

Authorized by: *Scott McLean*
 Scott McLean--Laboratory Director

ALPHA ANALYTICAL LABORATORIES
CERTIFICATE OF ANALYSIS

Client: Fred A. Leuchter, Associates Sample Number: 880451.2
 Analysis Requested: Total Iron Date Received: 03/18/88
 Date Reported: 03/22/88

Client Ident: 29 # of Containers: 1
 Sample Location: Brick
 Sample Description: Brick
 Sample Container: Bag
 Field Prep: None

PARAMETER RESULT UNITS MDL# INST REF** METHOD EXTRACT ANALYSIS

Total Iron 6,280 mg/Kg 1.0 ICP 1 6010 ----- 03/21/88

ALPHA ANALYTICAL LABORATORIES
CERTIFICATE OF ANALYSIS

Client: Fred A. Leuchter, Associates Sample Number: 880451.3
 Analysis Requested: Total Iron Date Received: 03/18/88
 Date Reported: 03/22/88

Client Ident: 32 # of Containers: 1
 Sample Location: Brick
 Sample Description: Brick
 Sample Container: Bag
 Field Prep: None

PARAMETER RESULT UNITS MDL# INST REF** METHOD EXTRACT ANALYSIS

Total Iron 6,170 mg/Kg 1.0 ICP 1 6010 ----- 03/21/88

<p style="text-align: center;"><u>ALPHA ANALYTICAL LABORATORIES</u> <u>CERTIFICATE OF ANALYSIS</u></p> <p>Client: Fred A. Leuchter, Associates Analysis Requested: Total Cyanide</p> <p>Sample Number: 880386.4 Date Received: 03/09/88 Date Reported: 03/18/88</p> <p>Client Ident: 4 Sample Location: Brick Sample Description: Brick Sample Container: Plastic Bag Field Prep: None</p> <p># of Containers: 1</p> <table border="1"> <thead> <tr> <th>PARAMETER</th> <th>RESULT</th> <th>UNITS</th> <th>ML*</th> <th>INST</th> <th>REP**</th> <th>METHOD</th> <th>EXTRACT ANALYSIS</th> </tr> </thead> <tbody> <tr> <td>Total Cyanide</td> <td>ND</td> <td>mg/kg</td> <td>1</td> <td>Spect 2</td> <td>412#D</td> <td>-----</td> <td>03/10/88</td> </tr> </tbody> </table>	PARAMETER	RESULT	UNITS	ML*	INST	REP**	METHOD	EXTRACT ANALYSIS	Total Cyanide	ND	mg/kg	1	Spect 2	412#D	-----	03/10/88	<p style="text-align: center;"><u>ALPHA ANALYTICAL LABORATORIES</u> <u>CERTIFICATE OF ANALYSIS</u></p> <p>Client: Fred A. Leuchter, Associates Analysis Requested: Total Cyanide</p> <p>Sample Number: 880386.1 Date Received: 03/09/88 Date Reported: 03/18/88</p> <p>Client Ident: 1 Sample Location: Brick Sample Description: Brick Sample Container: Plastic Bag Field Prep: None</p> <p># of Containers: 1</p> <table border="1"> <thead> <tr> <th>PARAMETER</th> <th>RESULT</th> <th>UNITS</th> <th>ML*</th> <th>INST</th> <th>REP**</th> <th>METHOD</th> <th>EXTRACT ANALYSIS</th> </tr> </thead> <tbody> <tr> <td>Total Cyanide</td> <td>ND</td> <td>mg/kg</td> <td>1</td> <td>Spect 2</td> <td>412#D</td> <td>-----</td> <td>03/10/88</td> </tr> </tbody> </table>	PARAMETER	RESULT	UNITS	ML*	INST	REP**	METHOD	EXTRACT ANALYSIS	Total Cyanide	ND	mg/kg	1	Spect 2	412#D	-----	03/10/88
PARAMETER	RESULT	UNITS	ML*	INST	REP**	METHOD	EXTRACT ANALYSIS																										
Total Cyanide	ND	mg/kg	1	Spect 2	412#D	-----	03/10/88																										
PARAMETER	RESULT	UNITS	ML*	INST	REP**	METHOD	EXTRACT ANALYSIS																										
Total Cyanide	ND	mg/kg	1	Spect 2	412#D	-----	03/10/88																										
<p style="text-align: center;"><u>ALPHA ANALYTICAL LABORATORIES</u> <u>CERTIFICATE OF ANALYSIS</u></p> <p>Client: Fred A. Leuchter, Associates Analysis Requested: Total Cyanide</p> <p>Sample Number: 880386.5 Date Received: 03/09/88 Date Reported: 03/18/88</p> <p>Client Ident: 5 Sample Location: Brick Sample Description: Brick Sample Container: Plastic Bag Field Prep: None</p> <p># of Containers: 1</p> <table border="1"> <thead> <tr> <th>PARAMETER</th> <th>RESULT</th> <th>UNITS</th> <th>ML*</th> <th>INST</th> <th>REP**</th> <th>METHOD</th> <th>EXTRACT ANALYSIS</th> </tr> </thead> <tbody> <tr> <td>Total Cyanide</td> <td>ND</td> <td>mg/kg</td> <td>1</td> <td>Spect 2</td> <td>412#D</td> <td>-----</td> <td>03/10/88</td> </tr> </tbody> </table>	PARAMETER	RESULT	UNITS	ML*	INST	REP**	METHOD	EXTRACT ANALYSIS	Total Cyanide	ND	mg/kg	1	Spect 2	412#D	-----	03/10/88	<p style="text-align: center;"><u>ALPHA ANALYTICAL LABORATORIES</u> <u>CERTIFICATE OF ANALYSIS</u></p> <p>Client: Fred A. Leuchter, Associates Analysis Requested: Total Cyanide</p> <p>Sample Number: 880386.2 Date Received: 03/09/88 Date Reported: 03/18/88</p> <p>Client Ident: 2 Sample Location: Brick Sample Description: Brick Sample Container: Plastic Bag Field Prep: None</p> <p># of Containers: 1</p> <table border="1"> <thead> <tr> <th>PARAMETER</th> <th>RESULT</th> <th>UNITS</th> <th>ML*</th> <th>INST</th> <th>REP**</th> <th>METHOD</th> <th>EXTRACT ANALYSIS</th> </tr> </thead> <tbody> <tr> <td>Total Cyanide</td> <td>ND</td> <td>mg/kg</td> <td>1</td> <td>Spect 2</td> <td>412#D</td> <td>-----</td> <td>03/10/88</td> </tr> </tbody> </table>	PARAMETER	RESULT	UNITS	ML*	INST	REP**	METHOD	EXTRACT ANALYSIS	Total Cyanide	ND	mg/kg	1	Spect 2	412#D	-----	03/10/88
PARAMETER	RESULT	UNITS	ML*	INST	REP**	METHOD	EXTRACT ANALYSIS																										
Total Cyanide	ND	mg/kg	1	Spect 2	412#D	-----	03/10/88																										
PARAMETER	RESULT	UNITS	ML*	INST	REP**	METHOD	EXTRACT ANALYSIS																										
Total Cyanide	ND	mg/kg	1	Spect 2	412#D	-----	03/10/88																										
<p style="text-align: center;"><u>ALPHA ANALYTICAL LABORATORIES</u> <u>CERTIFICATE OF ANALYSIS</u></p> <p>Client: Fred A. Leuchter, Associates Analysis Requested: Total Cyanide</p> <p>Sample Number: 880386.5D Date Received: 03/09/88 Date Reported: 03/18/88</p> <p>Client Ident: 5 (duplicate) Sample Location: Brick Sample Description: Brick Sample Container: Plastic Bag Field Prep: None</p> <p># of Containers: 1</p> <table border="1"> <thead> <tr> <th>PARAMETER</th> <th>RESULT</th> <th>UNITS</th> <th>ML*</th> <th>INST</th> <th>REP**</th> <th>METHOD</th> <th>EXTRACT ANALYSIS</th> </tr> </thead> <tbody> <tr> <td>Total Cyanide</td> <td>ND</td> <td>mg/kg</td> <td>1</td> <td>Spect 2</td> <td>412#D</td> <td>-----</td> <td>03/10/88</td> </tr> </tbody> </table>	PARAMETER	RESULT	UNITS	ML*	INST	REP**	METHOD	EXTRACT ANALYSIS	Total Cyanide	ND	mg/kg	1	Spect 2	412#D	-----	03/10/88	<p style="text-align: center;"><u>ALPHA ANALYTICAL LABORATORIES</u> <u>CERTIFICATE OF ANALYSIS</u></p> <p>Client: Fred A. Leuchter, Associates Analysis Requested: Total Cyanide</p> <p>Sample Number: 880386.3 Date Received: 03/09/88 Date Reported: 03/18/88</p> <p>Client Ident: 3 Sample Location: Brick Sample Description: Brick Sample Container: Plastic Bag Field Prep: None</p> <p># of Containers: 1</p> <table border="1"> <thead> <tr> <th>PARAMETER</th> <th>RESULT</th> <th>UNITS</th> <th>ML*</th> <th>INST</th> <th>REP**</th> <th>METHOD</th> <th>EXTRACT ANALYSIS</th> </tr> </thead> <tbody> <tr> <td>Total Cyanide</td> <td>ND</td> <td>mg/kg</td> <td>1</td> <td>Spect 2</td> <td>412#D</td> <td>-----</td> <td>03/10/88</td> </tr> </tbody> </table>	PARAMETER	RESULT	UNITS	ML*	INST	REP**	METHOD	EXTRACT ANALYSIS	Total Cyanide	ND	mg/kg	1	Spect 2	412#D	-----	03/10/88
PARAMETER	RESULT	UNITS	ML*	INST	REP**	METHOD	EXTRACT ANALYSIS																										
Total Cyanide	ND	mg/kg	1	Spect 2	412#D	-----	03/10/88																										
PARAMETER	RESULT	UNITS	ML*	INST	REP**	METHOD	EXTRACT ANALYSIS																										
Total Cyanide	ND	mg/kg	1	Spect 2	412#D	-----	03/10/88																										

<p style="text-align: center;"><u>ALPHA ANALYTICAL LABORATORIES</u> <u>CERTIFICATE OF ANALYSIS</u></p> <p>Client: Fred A. Leuchter, Associates Analysis Requested: Total Cyanide</p> <p>Sample Number: 880386.8 Date Received: 03/09/88 Date Reported: 03/18/88</p> <p>Client Ident: 8 Sample Location: Brick Sample Description: Brick Sample Container: Plastic Bag Field Prep: None</p> <p>RESULT UNITS MOL% INST REF** METHOD EXTRACT ANALYSIS</p> <p>PARAMETER ND mg/Kg 1 Spect 2 412B-D ----- 03/10/88</p> <p>Total Cyanide</p>	<p style="text-align: center;"><u>ALPHA ANALYTICAL LABORATORIES</u> <u>CERTIFICATE OF ANALYSIS</u></p> <p>Client: Fred A. Leuchter, Associates Analysis Requested: Total Cyanide</p> <p>Sample Number: 880386.6 Date Received: 03/09/88 Date Reported: 03/18/88</p> <p>Client Ident: 6 Sample Location: Brick Sample Description: Plastic Bag Sample Container: Plastic Bag Field Prep: None</p> <p>RESULT UNITS MOL% INST REF** METHOD EXTRACT ANALYSIS</p> <p>PARAMETER ND mg/Kg 1 Spect 2 412B-D ----- 03/10/88</p> <p>Total Cyanide</p>
<p style="text-align: center;"><u>ALPHA ANALYTICAL LABORATORIES</u> <u>CERTIFICATE OF ANALYSIS</u></p> <p>Client: Fred A. Leuchter, Associates Analysis Requested: Total Cyanide</p> <p>Sample Number: 880386.4D Date Received: 03/09/88 Date Reported: 03/18/88</p> <p>Client Ident: 8 (duplicate) Sample Location: Brick Sample Description: Brick Sample Container: Plastic Bag Field Prep: None</p> <p>RESULT UNITS MOL% INST REF** METHOD EXTRACT ANALYSIS</p> <p>PARAMETER 1.9 mg/Kg 1 Spect 2 412B-D ----- 03/10/88</p> <p>Total Cyanide</p>	<p style="text-align: center;"><u>ALPHA ANALYTICAL LABORATORIES</u> <u>CERTIFICATE OF ANALYSIS</u></p> <p>Client: Fred A. Leuchter, Associates Analysis Requested: Total Cyanide</p> <p>Sample Number: 880386.7 Date Received: 03/09/88 Date Reported: 03/19/88</p> <p>Client Ident: 7 Sample Location: Brick Sample Description: Plastic Bag Sample Container: Plastic Bag Field Prep: None</p> <p>RESULT UNITS MOL% INST REF** METHOD EXTRACT ANALYSIS</p> <p>PARAMETER ND mg/Kg 1 Spect 2 412B-D ----- 03/10/88</p> <p>Total Cyanide</p>
<p style="text-align: center;"><u>ALPHA ANALYTICAL LABORATORIES</u> <u>CERTIFICATE OF ANALYSIS</u></p> <p>Client: Fred A. Leuchter, Associates Analysis Requested: Total Cyanide</p> <p>Sample Number: 880386.9 Date Received: 03/09/88 Date Reported: 03/18/88</p> <p>Client Ident: 9 Sample Location: Brick Sample Description: Brick Sample Container: Plastic Bag Field Prep: None</p> <p>RESULT UNITS MOL% INST REF** METHOD EXTRACT ANALYSIS</p> <p>PARAMETER 6.7 mg/Kg 1 Spect 2 412B-D ----- 03/10/88</p> <p>Total Cyanide</p>	<p style="text-align: center;"><u>ALPHA ANALYTICAL LABORATORIES</u> <u>CERTIFICATE OF ANALYSIS</u></p> <p>Client: Fred A. Leuchter, Associates Analysis Requested: Total Cyanide (spike recovery)</p> <p>Sample Number: 880386.7S Date Received: 03/09/88 Date Reported: 03/18/88</p> <p>Client Ident: 7 Sample Location: Brick Sample Description: Plastic Bag Sample Container: Plastic Bag Field Prep: None</p> <p>% RECOVERY</p> <p>119%</p> <p>Total Cyanide</p>

<p style="text-align: center;"><u>ALPHA ANALYTICAL LABORATORIES</u> <u>CERTIFICATE OF ANALYSIS</u></p> <p>Client: Fred A. Leuchter, Associates Analysis Requested: Total Cyanide</p> <p>Sample Number: 880386.13 Date Received: 03/09/88 Date Reported: 03/10/88</p> <p>Client Ident: 13 Sample Location: Brick Sample Description: Brick Sample Container: Plastic Bag Field Prep: None</p> <p># of Containers: 1</p> <p>PARAMETER RESULT UNITS MOL* INST REF** METHOD EXTRACT ANALYSIS</p> <p>Total Cyanide ND mg/kg 1 Spect 2 412B-D ----- 03/10/88</p>	<p style="text-align: center;"><u>ALPHA ANALYTICAL LABORATORIES</u> <u>CERTIFICATE OF ANALYSIS</u></p> <p>Client: Fred A. Leuchter, Associates Analysis Requested: Total Cyanide</p> <p>Sample Number: 880386.10 Date Received: 03/09/88 Date Reported: 03/10/88</p> <p>Client Ident: 10 Sample Location: Brick Sample Description: Brick Sample Container: Plastic Bag Field Prep: None</p> <p># of Containers: 1</p> <p>PARAMETER RESULT UNITS MOL* INST REF** METHOD EXTRACT ANALYSIS</p> <p>Total Cyanide ND mg/kg 1 Spect 2 412B-D ----- 03/10/88</p>
<p style="text-align: center;"><u>ALPHA ANALYTICAL LABORATORIES</u> <u>CERTIFICATE OF ANALYSIS</u></p> <p>Client: Fred A. Leuchter, Associates Analysis Requested: Total Cyanide</p> <p>Sample Number: 880386.14 Date Received: 03/09/88 Date Reported: 03/10/88</p> <p>Client Ident: 14 Sample Location: Brick Sample Description: Brick Sample Container: Plastic Bag Field Prep: None</p> <p># of Containers: 1</p> <p>PARAMETER RESULT UNITS MOL* INST REF** METHOD EXTRACT ANALYSIS</p> <p>Total Cyanide ND mg/kg 1 Spect 2 412B-D ----- 03/10/88</p>	<p style="text-align: center;"><u>ALPHA ANALYTICAL LABORATORIES</u> <u>CERTIFICATE OF ANALYSIS</u></p> <p>Client: Fred A. Leuchter, Associates Analysis Requested: Total Cyanide</p> <p>Sample Number: 880386.11 Date Received: 03/09/88 Date Reported: 03/10/88</p> <p>Client Ident: 11 Sample Location: Brick Sample Description: Brick Sample Container: Plastic Bag Field Prep: None</p> <p># of Containers: 1</p> <p>PARAMETER RESULT UNITS MOL* INST REF** METHOD EXTRACT ANALYSIS</p> <p>Total Cyanide ND mg/kg 1 Spect 2 412B-D ----- 03/10/88</p>
<p style="text-align: center;"><u>ALPHA ANALYTICAL LABORATORIES</u> <u>CERTIFICATE OF ANALYSIS</u></p> <p>Client: Fred A. Leuchter, Associates Analysis Requested: Total Cyanide</p> <p>Sample Number: 880386.15 Date Received: 03/09/88 Date Reported: 03/10/88</p> <p>Client Ident: 15 Sample Location: Brick Sample Description: Brick Sample Container: Plastic Bag Field Prep: None</p> <p># of Containers: 1</p> <p>PARAMETER RESULT UNITS MOL* INST REF** METHOD EXTRACT ANALYSIS</p> <p>Total Cyanide 2.3 mg/kg 1 Spect 2 412B-D ----- 03/10/88</p>	<p style="text-align: center;"><u>ALPHA ANALYTICAL LABORATORIES</u> <u>CERTIFICATE OF ANALYSIS</u></p> <p>Client: Fred A. Leuchter, Associates Analysis Requested: Total Cyanide</p> <p>Sample Number: 880386.12 Date Received: 03/09/88 Date Reported: 03/10/88</p> <p>Client Ident: 12 Sample Location: Gasket Material Sample Description: Gasket Material Sample Container: Plastic Bag Field Prep: None</p> <p># of Containers: 1</p> <p>PARAMETER RESULT UNITS MOL* INST REF** METHOD EXTRACT ANALYSIS</p> <p>Total Cyanide ND mg/kg 1 Spect 2 412B-D ----- 03/10/88</p>

<p style="text-align: center;"><u>ALPHA ANALYTICAL LABORATORIES</u> <u>CERTIFICATE OF ANALYSIS</u></p> <p>Client: Fred A. Leuchter, Associates Analysis Requested: Total Cyanide</p> <p>Client Ident: 16 Sample Location: Brick Sample Description: Plastic Bag Field Prep: None</p> <p>Sample Number: 860386.16 Date Received: 03/09/88 Date Reported: 03/18/88</p> <p># of Containers: 1</p> <p>PARAMETER RESULT UNITS MOL* INST REP** METHOD EXTRACT ANALYSIS</p> <p>Total Cyanide 1.4 mg/kg 1 Spect 2 412BHD ----- 03/10/88</p>	<p style="text-align: center;"><u>ALPHA ANALYTICAL LABORATORIES</u> <u>CERTIFICATE OF ANALYSIS</u></p> <p>Client: Fred A. Leuchter, Associates Analysis Requested: Total Cyanide</p> <p>Client Ident: 18 Sample Location: Brick Sample Description: Plastic Bag Field Prep: None</p> <p>Sample Number: 860386.18 Date Received: 03/09/88 Date Reported: 03/18/88</p> <p># of Containers: 1</p> <p>PARAMETER RESULT UNITS MOL* INST REP** METHOD EXTRACT ANALYSIS</p> <p>Total Cyanide ND mg/kg 1 Spect 2 412BHD ----- 03/10/88</p>
<p style="text-align: center;"><u>ALPHA ANALYTICAL LABORATORIES</u> <u>CERTIFICATE OF ANALYSIS</u></p> <p>Client: Fred A. Leuchter, Associates Analysis Requested: Total Cyanide (spike recovery)</p> <p>Client Ident: 16 Sample Location: Brick Sample Description: Plastic Bag Field Prep: None</p> <p>Sample Number: 860386.16S Date Received: 03/09/88 Date Reported: 03/18/88</p> <p># of Containers: 1</p> <p>COMPOUND % RECOVERY</p> <p>Total Cyanide 96%</p>	<p style="text-align: center;"><u>ALPHA ANALYTICAL LABORATORIES</u> <u>CERTIFICATE OF ANALYSIS</u></p> <p>Client: Fred A. Leuchter, Associates Analysis Requested: Total Cyanide (spike recovery)</p> <p>Client Ident: 18 Sample Location: Brick Sample Description: Plastic Bag Field Prep: None</p> <p>Sample Number: 860386.18S Date Received: 03/09/88 Date Reported: 03/18/88</p> <p># of Containers: 1</p> <p>COMPOUND % RECOVERY</p> <p>Total Cyanide 100%</p>
<p style="text-align: center;"><u>ALPHA ANALYTICAL LABORATORIES</u> <u>CERTIFICATE OF ANALYSIS</u></p> <p>Client: Fred A. Leuchter, Associates Analysis Requested: Total Cyanide</p> <p>Client Ident: 17 Sample Location: Brick Sample Description: Plastic Bag Field Prep: None</p> <p>Sample Number: 860386.17 Date Received: 03/09/88 Date Reported: 03/18/88</p> <p># of Containers: 1</p> <p>PARAMETER RESULT UNITS MOL* INST REP** METHOD EXTRACT ANALYSIS</p> <p>Total Cyanide ND mg/kg 1 Spect 2 412BHD ----- 03/10/88</p>	<p style="text-align: center;"><u>ALPHA ANALYTICAL LABORATORIES</u> <u>CERTIFICATE OF ANALYSIS</u></p> <p>Client: Fred A. Leuchter, Associates Analysis Requested: Total Cyanide</p> <p>Client Ident: 19 Sample Location: Brick Sample Description: Plastic Bag Field Prep: None</p> <p>Sample Number: 860386.19 Date Received: 03/09/88 Date Reported: 03/18/88</p> <p># of Containers: 1</p> <p>PARAMETER RESULT UNITS MOL* INST REP** METHOD EXTRACT ANALYSIS</p> <p>Total Cyanide ND mg/kg 1 Spect 2 412BHD ----- 03/10/88</p>

<p style="text-align: center;"><u>ALPHA ANALYTICAL LABORATORIES</u> <u>CERTIFICATE OF ANALYSIS</u></p> <p>Client: Fred A. Leuchter, Associates Sample Number: 880386.195 Date Received: 03/09/88 Date Reported: 03/18/88</p> <p>Analysis Requested: Total Cyanide (spike recovery)</p> <p>Client Ident: 19 Sample Location: Brick Sample Description: Brick Sample Container: Plastic Bag Field Prep: None</p> <p>COMPOUND % RECOVERY</p> <p>Total Cyanide 120%</p> <p># of Containers: 1</p>	<p style="text-align: center;"><u>ALPHA ANALYTICAL LABORATORIES</u> <u>CERTIFICATE OF ANALYSIS</u></p> <p>Client: Fred A. Leuchter, Associates Sample Number: 880386.21 Date Received: 03/09/88 Date Reported: 03/18/88</p> <p>Analysis Requested: Total Cyanide</p> <p>Client Ident: 21 Sample Location: Brick Sample Description: Brick Sample Container: Plastic Bag Field Prep: None</p> <p>PARAMETER RESULT UNITS MOL* INST REF** METHOD EXTRACT ANALYSIS</p> <p>Total Cyanide 4.4 mg/kg 1 Spect 2 412BHD ----- 03/10/88</p>
<p style="text-align: center;"><u>ALPHA ANALYTICAL LABORATORIES</u> <u>CERTIFICATE OF ANALYSIS</u></p> <p>Client: Fred A. Leuchter, Associates Sample Number: 880386.20 Date Received: 03/09/88 Date Reported: 03/18/88</p> <p>Analysis Requested: Total Cyanide</p> <p>Client Ident: 20 Sample Location: Brick Sample Description: Brick Sample Container: Plastic Bag Field Prep: None</p> <p>PARAMETER RESULT UNITS MOL* INST REF** METHOD EXTRACT ANALYSIS</p> <p>Total Cyanide ND mg/kg 1 Spect 2 412BHD ----- 03/10/88</p>	<p style="text-align: center;"><u>ALPHA ANALYTICAL LABORATORIES</u> <u>CERTIFICATE OF ANALYSIS</u></p> <p>Client: Fred A. Leuchter, Associates Sample Number: 880386.22 Date Received: 03/09/88 Date Reported: 03/18/88</p> <p>Analysis Requested: Total Cyanide</p> <p>Client Ident: 22 Sample Location: Brick Sample Description: Brick Sample Container: Plastic Bag Field Prep: None</p> <p>PARAMETER RESULT UNITS MOL* INST REF** METHOD EXTRACT ANALYSIS</p> <p>Total Cyanide 1.7 mg/kg 1 Spect 2 412BHD ----- 03/10/88</p>
<p style="text-align: center;"><u>ALPHA ANALYTICAL LABORATORIES</u> <u>CERTIFICATE OF ANALYSIS</u></p> <p>Client: Fred A. Leuchter, Associates Sample Number: 880386.200 Date Received: 03/09/88 Date Reported: 03/18/88</p> <p>Analysis Requested: Total Cyanide</p> <p>Client Ident: 20 (duplicate) Sample Location: Brick Sample Description: Brick Sample Container: Plastic Bag Field Prep: None</p> <p>PARAMETER RESULT UNITS MOL* INST REF** METHOD EXTRACT ANALYSIS</p> <p>Total Cyanide 1.4 mg/kg 1 Spect 2 412BHD ----- 03/10/88</p>	<p style="text-align: center;"><u>ALPHA ANALYTICAL LABORATORIES</u> <u>CERTIFICATE OF ANALYSIS</u></p> <p>Client: Fred A. Leuchter, Associates Sample Number: 880386.23 Date Received: 03/09/88 Date Reported: 03/10/88</p> <p>Analysis Requested: Total Cyanide</p> <p>Client Ident: 23 Sample Location: Brick Sample Description: Brick Sample Container: Plastic Bag Field Prep: None</p> <p>PARAMETER RESULT UNITS MOL* INST REF** METHOD EXTRACT ANALYSIS</p> <p>Total Cyanide ND mg/kg 1 Spect 2 412BHD ----- 03/10/88</p>

<p style="text-align: center;"><u>ALPHA ANALYTICAL LABORATORIES</u> <u>CERTIFICATE OF ANALYSIS</u></p> <p>Client: Fred A. Leuchter, Associates Analysis Requested: Total Cyanide Sample Number: 880386.24 Date Received: 03/09/88 Date Reported: 03/18/88 # of Containers: 1</p> <p>Client Ident: 24 Sample Location: Brick Sample Description: Plastic Bag Sample Container: Plastic Bag Field Prep: None</p> <p>PARAMETER RESULT UNITS MOL* INST REP** METHOD EXTRACT ANALYSIS</p> <p>Total Cyanide ND mg/kg 1 Spect 2 412B+D ----- 03/10/88</p>	<p style="text-align: center;"><u>ALPHA ANALYTICAL LABORATORIES</u> <u>CERTIFICATE OF ANALYSIS</u></p> <p>Client: Fred A. Leuchter, Associates Analysis Requested: Total Cyanide Sample Number: 880386.26 Date Received: 03/09/88 Date Reported: 03/18/88 # of Containers: 1</p> <p>Client Ident: 26 Sample Location: Brick Sample Description: Plastic Bag Sample Container: Plastic Bag Field Prep: None</p> <p>PARAMETER RESULT UNITS MOL* INST REP** METHOD EXTRACT ANALYSIS</p> <p>Total Cyanide 1.3 mg/kg 1 Spect 2 412B+D ----- 03/10/88</p>
<p style="text-align: center;"><u>ALPHA ANALYTICAL LABORATORIES</u> <u>CERTIFICATE OF ANALYSIS</u></p> <p>Client: Fred A. Leuchter, Associates Analysis Requested: Total Cyanide Sample Number: 880386.25 Date Received: 03/09/88 Date Reported: 03/18/88 # of Containers: 1</p> <p>Client Ident: 25 Sample Location: Brick Sample Description: Plastic Bag Sample Container: Plastic Bag Field Prep: None</p> <p>PARAMETER RESULT UNITS MOL* INST REP** METHOD EXTRACT ANALYSIS</p> <p>Total Cyanide 3.8 mg/kg 1 Spect 2 412B+D ----- 03/10/88</p>	<p style="text-align: center;"><u>ALPHA ANALYTICAL LABORATORIES</u> <u>CERTIFICATE OF ANALYSIS</u></p> <p>Client: Fred A. Leuchter, Associates Analysis Requested: Total Cyanide (spike recovery) Sample Number: 880386.26S Date Received: 03/09/88 Date Reported: 03/18/88 # of Containers: 1</p> <p>Client Ident: 26 Sample Location: Brick Sample Description: Plastic Bag Sample Container: Plastic Bag Field Prep: None</p> <p>CONCND % RECOVERY</p> <p>Total Cyanide 140%</p>
<p style="text-align: center;"><u>ALPHA ANALYTICAL LABORATORIES</u> <u>CERTIFICATE OF ANALYSIS</u></p> <p>Client: Fred A. Leuchter, Associates Analysis Requested: Total Cyanide Sample Number: 880386.25-D Date Received: 03/09/88 Date Reported: 03/18/88 # of Containers: 1</p> <p>Client Ident: 25 (duplicate) Sample Location: Brick Sample Description: Plastic Bag Sample Container: Plastic Bag Field Prep: None</p> <p>PARAMETER RESULT UNITS MOL* INST REP** METHOD EXTRACT ANALYSIS</p> <p>Total Cyanide 1.9 mg/kg 1 Spect 2 412B+D ----- 03/10/88</p>	<p style="text-align: center;"><u>ALPHA ANALYTICAL LABORATORIES</u> <u>CERTIFICATE OF ANALYSIS</u></p> <p>Client: Fred A. Leuchter, Associates Analysis Requested: Total Cyanide Sample Number: 880386.27 Date Received: 03/09/88 Date Reported: 03/18/88 # of Containers: 1</p> <p>Client Ident: 27 Sample Location: Brick Sample Description: Plastic Bag Sample Container: Plastic Bag Field Prep: None</p> <p>PARAMETER RESULT UNITS MOL* INST REP** METHOD EXTRACT ANALYSIS</p> <p>Total Cyanide 1.4 mg/kg 1 Spect 2 412B+D ----- 03/10/88</p>

<p style="text-align: center;"><u>ALPHA ANALYTICAL LABORATORIES</u> <u>CERTIFICATE OF ANALYSIS</u></p> <p>Client: Fred A. Leuchter, Associates Analysis Requested: Total Cyanide</p> <p>Client Ident: 28 Sample Location: Brick Sample Description: Brick Sample Container: Plastic Bag Field Prep: None</p> <p>PARAMETER RESULT UNITS MOL* INST REF** METHOD EXTRACT ANALYSIS</p> <p>Total Cyanide 1.3 mg/Kg 1 Spect 2 412B-D ----- 03/10/88</p>	<p style="text-align: center;"><u>ALPHA ANALYTICAL LABORATORIES</u> <u>CERTIFICATE OF ANALYSIS</u></p> <p>Client: Fred A. Leuchter, Associates Analysis Requested: Total Cyanide</p> <p>Client Ident: 30 (duplicate) Sample Location: Brick Sample Description: Brick Sample Container: Plastic Bag Field Prep: None</p> <p>PARAMETER RESULT UNITS MOL* INST REF** METHOD EXTRACT ANALYSIS</p> <p>Total Cyanide ND mg/Kg 1 Spect 2 412B-D ----- 03/10/88</p>
<p style="text-align: center;"><u>ALPHA ANALYTICAL LABORATORIES</u> <u>CERTIFICATE OF ANALYSIS</u></p> <p>Client: Fred A. Leuchter, Associates Analysis Requested: Total Cyanide</p> <p>Client Ident: 29 Sample Location: Brick Sample Description: Brick Sample Container: Plastic Bag Field Prep: None</p> <p>PARAMETER RESULT UNITS MOL* INST REF** METHOD EXTRACT ANALYSIS</p> <p>Total Cyanide 7.9 mg/Kg 1 Spect 2 412B-D ----- 03/10/88</p>	<p style="text-align: center;"><u>ALPHA ANALYTICAL LABORATORIES</u> <u>CERTIFICATE OF ANALYSIS</u></p> <p>Client: Fred A. Leuchter, Associates Analysis Requested: Total Cyanide</p> <p>Client Ident: 31 Sample Location: Brick Sample Description: Brick Sample Container: Plastic Bag Field Prep: None</p> <p>PARAMETER RESULT UNITS MOL* INST REF** METHOD EXTRACT ANALYSIS</p> <p>Total Cyanide NO mg/Kg 1 Spect 2 412B-D ----- 03/10/88</p>
<p style="text-align: center;"><u>ALPHA ANALYTICAL LABORATORIES</u> <u>CERTIFICATE OF ANALYSIS</u></p> <p>Client: Fred A. Leuchter, Associates Analysis Requested: Total Cyanide</p> <p>Client Ident: 30 Sample Location: Brick Sample Description: Brick Sample Container: Plastic Bag Field Prep: None</p> <p>PARAMETER RESULT UNITS MOL* INST REF** METHOD EXTRACT ANALYSIS</p> <p>Total Cyanide 1.1 mg/Kg 1 Spect 2 412B-D ----- 03/10/88</p>	<p style="text-align: center;"><u>ALPHA ANALYTICAL LABORATORIES</u> <u>CERTIFICATE OF ANALYSIS</u></p> <p>Client: Fred A. Leuchter, Associates Analysis Requested: Total Cyanide</p> <p>Client Ident: 32 Sample Location: Brick Sample Description: Brick Sample Container: Plastic Bag Field Prep: None</p> <p>PARAMETER RESULT UNITS MOL* INST REF** METHOD EXTRACT ANALYSIS</p> <p>Total Cyanide 1050 mg/Kg 1 Spect 2 412B-D ----- 03/10/88</p>

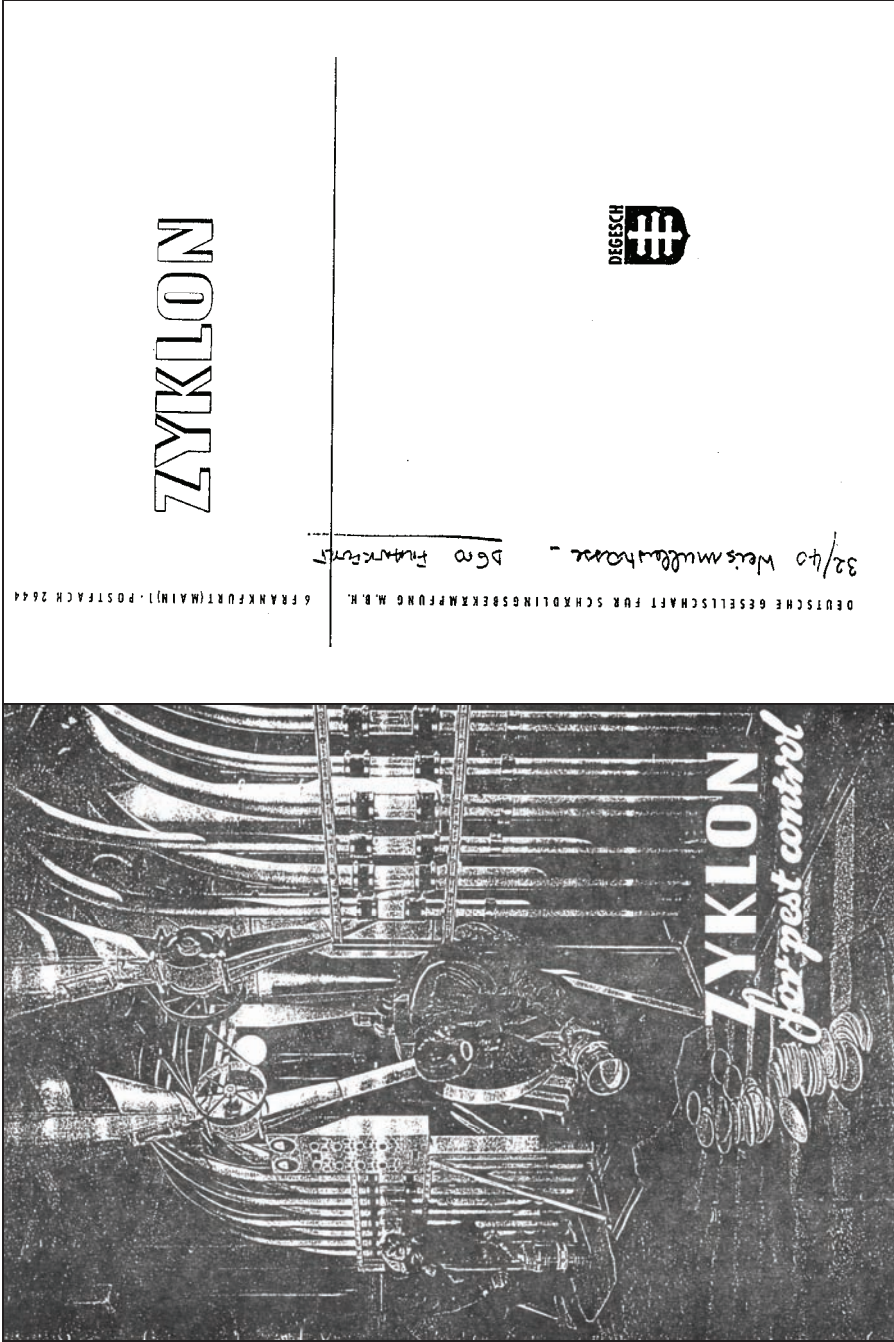


Fig. 22: Information brochure of the German Society for Pest Control (Deutsche Gesellschaft für Schädlingbekämpfung, DEGESCH) on the use of its insecticide Zyklon B.

INTRODUCTION

HYDROCYANIC ACID

Chemical and Physical Properties · Stability · Inflammability ·
 Chemical Compatibility · Penetration and Sorption · Toxicity ·
 Protection against Hydrocyanic Acid · Method of Detecting Hydrocyanic Acid ·
 Poisoning and Antidotes

ZYKLON®

Composition · Packing · Storage and Storage Stability ·
 Fields of Application · Preparations for Fumigating with ZYKLON ·
 Safety Measures · Development of Hydrocyanic Acid from ZYKLON ·
 Concentration and Time of Exposure · Diffusion of Gas · Ventilation ·
 Clearance of Property and/or Goods Fumigated ·
 Fumigation of Flour Mills, Food Factories, etc. ·
 Fumigation of Ships · Fumigation Chambers

CLOSING REMARKS

® - Registered DEGESCH Trade Mark

INTRODUCTION

Experience has shown that highly effective gases are essential for pest control — in particular for protecting stores and for plant quarantine. All signs indicate that this will remain so for an indefinite period. Realizing the necessity for keeping food and raw materials free from pests, a quick and efficient method had to be devised which required only one application. One of the very few important fumigants suitable for pest control in confined spaces is hydrocyanic acid. Most commodities can be treated with this without causing harm (even living plants, under certain conditions). It is simple to detect the presence of hydrocyanic acid, even at extremely low concentrations. As long as 80 years ago it was recognized that hydrocyanic acid could be useful in pest control but it took half this time to popularize the method. Deficiencies and disadvantages had first of all to be eliminated from the method of application.

First this had been done in such a way that hydrocyanic acid was no more developed on the spot by mixing cyanides and acid, but this process already took place in the factory. The so-called "pot method" was replaced by liquid hydrocyanic acid. The few deficiencies of this procedure were removed in the early twenties by the ZYKLON method: One added liquid HCN to a "carrier substance", thus simplifying handling whilst all favourable properties of liquid HCN were maintained. At the same time, danger to the operator was reduced to a minimum. Hydrocyanic acid in the form of ZYKLON can be safely stored for considerable periods and under all climatic conditions, any quantity of gas can be easily measured, quickly and cleanly released. Any residues are completely harmless.

HYDROCYANIC ACID

In conjunction with its favourable chemical and physical properties, hydrocyanic acid is very popular as a fumigant. This is due to its radical effect on nearly all insects, including eggs, larvae and pupae — e.g. in stored products, dwellings, etc. — and on all rodents such as rats and mice in ships, warehouses, etc.

Chemical and Physical Properties

The chemical and physical properties of hydrocyanic acid are: —

Chemical formula:	HCN
Molecular weight:	27
Evaporations:	24.6 cal/10°C (32°F)
Boiling point:	25.6°C (78°F)
Freezing point:	-14.8°C (5°F)
Density of liquid HCN:	0.687 (20°C) (68°F)
Density of gaseous HCN:	0.969 (30°C) (86°F)
Weight per litre of gaseous HCN:	1.20 grammes
Vapour pressure:	177 mm Hg (= 3.4 lb/sq. in.) at 20°C (= 68°F)

HCN is colourless and has a slight but distinct odour.

The following conversion table should be observed when applying gaseous hydrocyanic acid for fumigation purposes: —

1 g/m ³	= 1 oz/1000 cu. ft.
	= 0.083 vol-%
	= 833 ppm (parts per million)
1 lb/1000 cu. ft.	= 16 g/m ³
1 vol-%	= 12 g/m ³
1 ppm	= 0.0012 g/m ³

Stability

Liquid pure HCN is very unstable for which reason only stabilized hydrocyanic acid is marketed. Weak acids or substances splitting off acids are used as stabilizers. Absorption in porous materials also has a stabilizing effect.

Inflammability

Liquid HCN burns like alcohol. Gaseous HCN forms an explosive mixture with air under certain conditions. The lower explosion limit, however, lies far above the concentration used in practical fumigation work.

Chemical Compatibility

Hydrocyanic acid dissolves very readily in water. Compared with liquid hydrocyanic acid, the gas is chemically very indifferent, and even in highly concentrated form under prolonged exposure it does not show a tendency to react with other substances. In consequence, it is harmless to wood, polished articles lacquers, as well as to dry foodstuffs. Weak concentrations of HCN are harmless to metals. In case of high relative humidity of air, it may happen that blank-polished surfaces of metal get tarnished, particularly in case of somewhat higher concentrations of gas. Experience over many years has also shown that neither the processing of raw materials (e.g. flour, brewing barley, tobacco, cocoa) nor the flavour of processed articles (e.g. pastries dried fruit, cigarettes) are affected; only roasted coffee and tea should never be treated with HCN. (Raw coffee, however, can be treated.)

Penetration and Sorption

A major contributory factor to successful treatment is the great penetrative power of hydrocyanic acid; this is valid for the treatment of packed commodities as well as for space fumigation. HCN is very volatile and therefore commodities and also whole buildings can easily be aerated. Even if dampness retains some residues, the volatility of the gas will ensure its rapid dispersal. The chemical indifference prevents, for instance, the formation of other poisonous substances from any possible absorbed residues.

Toxicity

No thoroughly effective pesticide is known to exist which could be considered to be harmless to human beings or mammals. Fatal concentrations of HCN impede or completely cut off the oxygen supply to the cells. The poison can enter the body in three ways: through the mouth, the respiratory organs, or the pores of the skin. The latter will occur in particular if the body is exposed to a high concentration for any length of time and in unfavourable conditions (great heat).

Protection against Hydrocyanic Acid

The use of gas-masks, which in no case should have exhaust valves, during fumigation operations is absolutely essential. A gas-mask must be worn whenever there is a risk of gas being inhaled, particularly during the process of gassing or ventilation, or in the event of leakages.

Each operator must carry two well-fitting gas masks (one as a spare if the other should fail to function), also two special canisters giving protection against hydrocyanic acid with irritants. It is highly dangerous to use any other type of canister than those specially marked.

The capacity of a canister is limited, as its chemical filling can absorb only a small quantity of gas. Therefore, several canisters must always be on hand. A slight smell of gas or irritation of the eyes or the nose indicates that the canister is exhausted and needs replacing. This must, of course, be done in the open air. A fresh canister must be used in gas-free air for at least 2 minutes before it is used in gas-filled rooms, since it will not absorb gas before the chemical filling has become moist.

When working with fumigation chambers, it is not necessary to wear a gas-mask, as these chambers are equipped with special devices obviating a contact of the operator with the gas.

Method of Detecting Hydrocyanic Acid

On account of the extreme toxicity of hydrocyanic acid, combined with its solubility in water, even traces of the gas can prove fatal. It is, therefore, of the utmost importance that premises and their contents be thoroughly aired before they are reoccupied. Many tests are recommended or officially prescribed to confirm that no dangerous traces of gas stay behind. The most reliable test is a chemical one. It is quite objective, simple to prepare and to use, and is sensitive to concentrations of HCN lower than the minimum that can be tolerated by man.

The so-called "copper acetate/benzidine acetate test" will determine a concentration of the gas of 15 mg/m³ (= 0.015 oz/1000 cu. ft.), while the concentration tolerated by human beings is 50 mg/m³ (0.05 oz/1000 cu. ft.). In ordinary fumigation work the concentrations are 1 to 30 g/m³ (= 1 to 30 oz/1000 cu. ft.).

Two solutions are needed for this test: -

Solution I: Dissolve 2.86 g (= 0.1 oz) of cupric acetate -



Solution II: Dilute 475 ml of a saturated benzidine acetate solution with 525 ml of distilled water. If benzidine acetate is not available, dissolve 0.43 g (= 0.015 oz) benzidine in 100 ml distilled water and add 0.6 ml acetic acid.

Solution II is somewhat unstable and must therefore be protected from light and kept in a brown bottle. If precipitation or turbidity is observed, it means that the solution has deteriorated and must be replaced.

Equal parts of both solutions are mixed shortly before use. It is advisable not to mix larger quantities than needed as the mixture is very unstable. The lower part of a strip of filter paper is dipped into the mixed reagent and excess moisture shaken off. In contact with hydrocyanic acid the test paper will show a colour varying from a very faint to an intense blue, indicating a lower or higher concentration, respectively.

The gas-test outfit contains a scale of colours: —

- 1) intense blue means dangerous
- 2) ordinary blue means less dangerous, but not allowed for release
- 3) pale blue means not dangerous.

To prove the efficiency of the reagent a freshly prepared test paper is inserted into the test tube provided with the gas-test outfit for 10 seconds. This tube contains a salt which develops traces of hydrocyanic acid; the colour of the test paper will thus indicate whether a solution is fit for use or not.

For the test paper, another strip of test paper is briefly immersed in the reagent and then taken into the room (or commodities) to be examined for gas, inside a stoppered tube or vial. It is then taken out, exposed in some place where traces of gas are most likely to be found, e. g. in bedding and the like. The colour assumed by the test paper at the end of 10 seconds is then compared with the colour scale, and if this reveals a still dangerous concentration, the room or commodity must be aired for at least another two hours. Then the test must be repeated with a freshly prepared strip of test paper and in the manner mentioned above. If the paper still shows a blue tint, the airing must be continued for another two hours.

Where air contains other oxidizing elements, such as chlorine or nitrogen oxide, the method described above is of no avail.

Poisoning and Antidotes

The first stage of poisoning manifests itself in increasing local irritation of the mucous membrane of eyes, throat or upper respiratory tract, burning sensation on the tongue, peculiar metallic and irritant taste in the mouth. The exhaled breath smells of hydrocyanic acid; there is a sensation of pressure in the forehead, general oppression, giddiness, disturbed equilibrium, stabbing pains in the head, nausea, vomiting, tetanus. Respiration quickens at first and deepens later on; it is accompanied by a rush of blood to the head and by palpitation of the heart.

There follows an asthmatic stage, convulsive in character, and, finally, an asphyctic stage. Death takes place if the patient cannot be treated in time.

if the quantity of gas is very small, the body itself can convert it into harmless compounds. So far no clear case of chronic poisoning is on record.

As soon as the first stage of poisoning is observed, the most important thing is to remove the patient from the gas infected area into fresh air, away from all traces of gas. Moreover, the respiration and heart action must be stimulated to the greatest possible extent in order to accelerate conversion of the gas. The patient must be treated immediately. He should be kept warm and a doctor called.

An ampoule containing amyl nitrite and wrapped in a cloth should be broken and held in front of the patient's nose for 15 seconds. This is to be repeated five times at intervals of 15 seconds.

Injections of stimulants, such as lobeline or caffeine, will be very useful. On no account should camphor be injected. Information on other anti-toxic measures can be obtained from health authorities, but their application must be left to a doctor. Should the patient lose consciousness, artificial respiration must be applied in the usual way and not be interrupted under any circumstances, a point to be borne in mind where the poisoned person must be taken to a hospital. Non-observation of this important rule may lead to death.

Case No. 1 and first-aid outfit.



ZYKLON

Composition

In ZYKLON pure (98%-99%) liquid hydrocyanic acid is chemically stabilized and absorbed in a porous, inert material. It is supplied in snippets or discs prepared from wood pulp. Snippets generally are preferred as in view of their larger surface they give off the gas more rapidly. Upon request also discs can be supplied. The absorbent material can easily be collected at the end of the fumigation.

Packing

ZYKLON is packed in handy, gas-tight tins of various sizes which are packed in strong wooden cases. One case, measuring 72 x 50 x 36 cm (= 0.130 m³ or 4.59 cu. ft.), contains: -

Imperial

units 16 tins, each containing 40 ozs. HCN - total 40 lbs HCN or
30 tins, each containing 16 ozs. HCN - total 30 lbs HCN

Metric

units 12 tins, each containing 1500 g HCN - total 18 kg HCN or
16 tins, each containing 1000 g HCN - total 16 kg HCN or
30 tins, each containing 500 g HCN - total 15 kg HCN

Upon special request smaller sizes of tins will be manufactured.

Storage and Storage Stability

The tins are so resistant to pressure and corrosion that they will be safe for transport and storage also in tropical countries. Nevertheless, the store should be dry and cool as far as possible, and, above all, well ventilated and locked. Although ZYKLON tins can safely be stored for many years, because of the existing international transport regulations a storage time of only one year may be guaranteed.



◀ Fumigation of an elevator mill.

Fields of Application

ZYKLON can be used in all spheres where the other hydrocyanic acid methods are suitable, except for the fumigation of trees under tents. It is, however, imperative that a closed space is available. For instance, two operators are required for an area of 350,000 cu. ft. With adequate organisation, buildings of all sizes can be fumigated.

The individual fields of application are as follows: —

Protection of Stores: Destruction of pests in mills, food factories, cold storage, textile factories, tobacco processing factories, warehouses for any type of commodity, goods waggons, cargo boats for transoceanic traffic and inland navigation.

Protection of Health: Destruction of pests in dwellings, railway carriages, passenger and cargo boats — in the latter, in particular, for the regular destruction of rats —, further, irradiation of foxes and badgers in their burrows for fighting rabies (hydrophobia).

Protection of Materials: Treatment of museums, collections, libraries, churches, etc.

Plant Quarantine: Fumigation of nursery products, seeds and plants, flowers, fruits and young vines, in particular, in gas chambers which are equipped with a circulatory system.

Preparation for Fumigation with ZYKLON

For practical purposes, a close inspection of the premises to be fumigated and their immediate surroundings should precede the actual preparatory work. In particular, it should be ascertained, which types of pests have to be dealt with, when fumigation is to take place, what preparation has to be made by the client.

Full co-operation with the client facilitates the whole fumigation procedure from the preparation to the successful conclusion.

It is essential to ascertain the cubic capacity of the premises to be fumigated so that the required quantity of ZYKLON can be made available. Only the outside measurements are decisive even if the premises are empty.

ZYKLON bins with the gas-impregnated material: Snippets and discs.



The building to be fumigated must be sealed so as to retain an adequate gas concentration for the required time. It is made gas-tight by closing and/or sealing all doors, windows and other openings leading to the open air (chimneys, fans, exhausts, air-flaps, conveyor devices, loading platforms, etc.).

In order to accelerate diffusion of the released gas, closed machines, elevators, conveyor belts and worms are to be opened, tightly packed commodities or stacked sacks unstacked, clothes and bed clothes spread out in dwellings, wardrobes and drawers opened, etc.

The following have to be removed from rooms: —

Pets and domestic animals, living plants, moist and fatty foodstuffs which are not stored in closed containers, tea and roasted coffee, undeveloped films, fresh fruit and vegetables, finally also aqueous liquids in open containers.

Safety Measures

As in the case of all substances containing or generating hydrocyanic acid, ZYKLON should be handled only by persons with extensive training, thorough knowledge of its properties and experience in its application. Many countries have issued official regulations for the method of application to be adopted and these are to be followed in principle. Generally speaking, attention should be paid to the following: —

As long as there is any possibility of hydrocyanic acid being present or developing, one person should never work on his own — except when doing chamber fumigation (see page 25). From the moment the tins are opened until the fumigated rooms are available again for reoccupation, a well-fitting mask equipped with the special HCN filter should be on hand and put on when necessary.

In some countries, as e. g. in Germany or England, it is necessary to evacuate rooms adjacent to those to be fumigated. However, e. g. in Italy, Sweden, etc., regulations are not so strict. In any case, windows in these adjacent rooms must be left open.

Signs warning unauthorised persons of the danger should be posted at all approaches.



Digging of a fox burrow



Digging of bagged raw coffee

Concentration and Time of Exposure

Various types of pests react differently to hydrocyanic acid. Rodents can be killed with only 1.2 g/m³, larder (bacon) beetles require twenty times as much. Times of exposure also vary greatly, i. e. from 2 to 72 hours. The various types of pests, small leakages in rooms, unfavourable weather conditions, difficulties of penetration and other circumstances have to be taken into consideration when determining the concentration and time of exposure. Apart from this, quantities of gas and time of exposure to be applied are officially regulated in many countries – in particular, for rat control and plant quarantine.

Diffusion of Gas

Tins should be distributed suitably in the rooms to be fumigated; the numerous gas sources will accelerate spreading of the fumigant. As a rule, the distribution should be uniform, but in the case of places difficult to penetrate proportionally more tins should be placed. Then the gas spreads evenly in the shortest time, and no fans or other mechanical devices are required.

Ventilation


As a rule, it is not necessary to use fans or forced ventilation in airing fumigated rooms. Natural drafts remove the gas very rapidly, i. e. as soon as windows and doors of the rooms are opened and all other openings unsealed. Damp, cool and calm weather conditions, too tightly stored commodities, many fittings with large surface areas require prolonged airing, whereas warm and dry weather conditions, relatively empty rooms need shorter airing. Wherever possible, especially in dwellings and work-rooms, ventilation can be speeded up by heating rooms, beating clothes, bed clothes, etc., and spreading out commodities, but naturally only after rooms can be re-entered. This work should only be carried out by the fumigation personnel or under their close supervision.

Development of Hydrocyanic Acid from ZYKLON

The tins containing ZYKLON are opened by means of the „DEGESCH tin opener“. It works quickly, and the cut is clean. Once a tin is opened, its contents should be used up in one operation. If it has to be distributed over several small rooms, the tin can be closed again for short periods with a rubber cap. The contents of the tin – snippets or discs – is shaken out preferably on sheets of paper or old socks, so as to protect the floor, if necessary (see front-cover). Each disc approximately contains the same quantity of hydrocyanic acid. Therefore, it is possible to give exact dosages also in small rooms, such as e. g. ships' cabins.

Hydrocyanic acid absorbed in the carrying material develops without any auxiliaries, such as warmth, pressure, etc.; of course warmth accelerates the action, but as a rule rooms need not be pre-heated. If time is limited, a short pre-heating renders the insects more susceptible to the gas, speeds up generation, and leads to quicker results.

DEGESCH tin opener



Clearance of Property and/or Goods Fumigated

A simple, reliable chemical test (see page 7) is used to ensure that no dangerous concentrations remain in the spaces or commodities which have undergone fumigation. It is required that these tests be carried out after the premises have been closed for at least one hour following ventilation so that conditions, especially the temperature, are as near normal as they will be when re-occupied.

Fumigation of a pneumatic mill.



Fumigation of Flour Mills, Food Factories, etc.

Mills, farinaceous food, chocolate and other food factories, provision stores and similar buildings provide very favourable living conditions and breeding grounds for all kinds of food pests. Flour moths, dried fruit moths, flour beetles, bread beetles, etc. and their larvae thrive on the food in the suitable temperature and humidity prevailing. Their presence will soon become a nuisance, and drastic action must be taken at an early stage.

ZYLON acts rapidly and drastically. The hydrocyanic acid developed from ZYLON penetrates all nests and breeding grounds, kills all insects in their various stages of development if the necessary dosage and time of exposure is observed, and also destroys rats and mice. After fumigation, the gas can easily be cleared away without leaving any residue or affecting the fumigated commodities in any way.

A typical fumigation in its various phases is described in the following paragraphs, naturally local conditions, such as type of building, purpose, etc., need individual adjustment. The buildings in question are usually fairly large and full of recesses. Complicated systems of pipes, machines, containers, etc. are involved.

In co-operation with the manager and workers of the factory, the fumigators make the necessary preparations which have a twofold purpose:—

- (a) to prevent or retard the escape of the gas by sealing all windows, apertures, etc., of the building;
- (b) to facilitate the access of the gas to the insects' hiding places by a preliminary exposure and cleaning of all parts of machines and pipes. For this purpose also dense stacks of commodities should be broken down.

It is imperative to clear the rooms to be treated, and all adjacent rooms, of human beings, domestic animals, pets, etc. from the very beginning of the

fumigation until the end of the airing operation. This evacuation must be controlled by a roll-call and inspection of the premises.

The chief operator must so arrange everyone's part in the operation that it will not take more than 30 minutes in all. This applies especially to very warm climates. HCN develops more quickly at a high temperature. This important fact should always be kept in mind. Gassing should not be interrupted.

At least two – for larger buildings more – of the fumigating staff must work together and watch each other continuously. It is advisable to divide the work: one expert to open the tins, another to empty them.

Prior to fumigation, the tins must be distributed about the building. The tins are opened, and the ZYKLON is scattered so as to reach even the remotest parts of the building. If this is done correctly the gas will develop evenly and instantaneously throughout the premises. Spaces difficult to reach may be charged separately. In multi-storied buildings one begins with the top floor, and then works towards the exit, taking care that nobody re-enters rooms already charged. Even under mask protection it is not advisable to expose oneself to the gas more than is absolutely necessary.

The exit door is sealed after everybody has left the building; warning notices must be put up before gassing commences and a guard placed near the building to prevent unauthorised persons from entering.

Time of exposure depends on the type of pests to be attacked; for the destruction of the various types of moths and their pre-adult stages 24 hours will suffice, against other kinds of insect pests one should fumigate for 48 hours. If there are any dense storages or bulks of commodities to penetrate, the time of exposure may need to be extended to 72 hours.

Ventilation

During this operation gas-masks must be worn. The ventilation takes place in the reverse direction to the gassing. All windows near the entrance are opened first, then gradually those in the rest of the building. It is advisable to work only for 10 to 15 minutes at a time and then to make interruptions of half an hour, as a precaution against skin poisoning.

Depending on concentration, outdoor temperature and weather conditions, ventilation will take at least 10 hours. Its duration also depends on the type of building, number, size, and situation of windows and other apertures.

Clearing of tins and residues may be commenced before the end of airing. Windows and doors must remain open, and gas-masks kept available. ZYKLON tins and absorbent material must always be collected and cleared away before the resumption of work. It is imperative that not a single tin be left about!


Chemical gas tests must be made in various parts of the building, according to the relative instructions.

A conscientious operator should never fail to inspect the result of his work, accompanied by the client.

Fumigation of Ships

Passenger or cargo boats can be successfully fumigated with ZYKLON for the control of every kind of infestation. For the extermination of rats, the ZYKLON method is expressly recognised and admitted under the regulations of the "International Sanitary Convention". Lowest concentrations and exposure time can be applied for this work, as rodents are far more susceptible than insects. Fumigation takes only 6-8 hours when ships' holds are empty.

Gassing of ship holds (N.B. In Germany regulations prescribe the personal supervision by an official of the Public Health Authorities.)



If cockroaches, ants, bugs or food pests in ships' cabins, kitchen, provision stores, etc., are to be controlled simultaneously, higher concentrations and longer exposure times should be used.

Loaded cargo vessels should be fumigated only in exceptional cases since loaded holds naturally impede the diffusion of gas; thus impairing the efficacy of the operation. In any case, fumigation would here necessitate very protracted ventilation. Cargoes of tea must under no circumstances be exposed to hydrocyanic acid.

A ship can be fumigated successfully and safely only in close co-operation with officers and crew. They may assist in the preparation, but at no time in the fumigation work.

As to preparatory measures, including liberation of the gas and ventilation, the same rules as apply to the fumigation of buildings must be observed, with a few exceptions conditioned by the particular structure of the vessel.

Where fumigation is limited to holds and food stores, no one is allowed to remain on board or to board the vessel for about two hours after re-opening the last fumigated space. Access to the deck and all places not subjected to fumigation may only be given after the chemical gas test has proved that no gas has penetrated into the non-fumigated parts of the vessel.

Port holes, for instance, need only be firmly closed, without paper insertions; canvas covers suffice for deck ventilators and funnels; hawses must be choked up, but the steering holds must remain open. Top-hatches are to be sealed with battens and tarpaulins; a small section of the hatches should, however, be kept open for the introduction of the ZYKLON.

Where fumigation is to be confined to certain spaces only, all air passages to the outside (ventilators, etc.) should be properly sealed.

Liberation of the gas normally commences in the lower decks, in special cases the order can be reversed. The holds need not be entered, since the fms are emptied by scattering their contents into the holds from above.

Fumigation Chambers

In the main, fumigation chambers serve the purpose of disinfecting nursery products, seeds and plants, flowers and fruit, in accordance with the regulations laid down by the "International Plant Protection Convention".

Whether the fumigation chamber is a permanent installation or mobile, a DEGESCH circulatory device makes it possible to operate safely and quickly, and ensures success.

Mobile fumigation chambers are of great advantage: As they can be attached to any tractor or lorry, their possibilities for use are almost unlimited. They are economical in price and running. The standard sizes are 2 m³ and 20 m³, other sizes can be constructed according to special requirements.

Stationary chambers are made from steel, bricks or concrete. If constructed from bricks or concrete they must be sealed by applying a suitable coating.

Neither service personnel nor unauthorised persons come into contact with the gas; one person alone can operate the fumigation chamber; a gas-mask need not be worn. The gas-air-mixture is circulated, thus accelerating penetration and reducing exposure time. After treatment, the gas can be cleared quickly and safely.


Detailed descriptions and instructions for usage are available.

For ventilation, all awnings and tarpaulins are removed first; then all doors, port holes and windows should be opened. Fans should be switched on and, as soon as possible, all bedding, mattresses, etc. taken on deck and thoroughly beaten. Heating of cabins will help to expel all traces of gas in the shortest possible time.

Tests for gas should not be made until all upholstered objects, bedding, curtains, hangings, etc. have been put back into place, and doors and windows have remained closed for at least one hour. The test for residual gas requires a temperature of at least 60° F (15° C). Therefore, during cold weather the heating should be used.


Special attention should be paid to rooms which, on the same day or during the following night, are intended to serve for prolonged occupation or for sleeping.

Mobile fumigation chamber, capacity 20 cubic metres.
The standard equipment for the protection of plants and stored products.



CLOSING REMARKS

Our instructions for operational procedure are based on wide experience gained during the many years ZYKLON has been on the market; these instructions, however, cannot cover every possible condition arising in special cases. For this reason, we shall be pleased to give further information on request, but we cannot accept responsibility for any direct or indirect damage caused by or to the user of ZYKLON; the responsibility always rests with him.



Two ZYKLON vaporizers with special lin openers and a vaporizer for liquid hydrocyanic acid in the generator room of the vacuum fumigation plant, Port of Castellón.

4. Critical Remarks

By Germar Rudolf

4.1. Physical, Chemical, and Toxicological Features of HCN and Zyklon B

4.1.1. Physical Features

Hydrogen cyanide, HCN, a colorless liquid at room temperature, is similar to water in many of its physical properties. This results in HCN being readily dissolved in water and adsorbed on wet surfaces. Accordingly, much more HCN is accumulated in moist walls than in dry walls. The water content of concrete, cement, and lime mortars as well as other porous building materials depends on the temperature and relative humidity of the air and fluctuates between 1% and less (at 20°C (69°F) and 60% relative humidity) and up to 10% in air saturated with humidity.¹⁷⁵ Tests have shown that the amount of HCN absorbed in such materials is proportional to that:¹⁷⁶

	mg HCN absorbed per exposed m ²
Lime sandstone, naturally humid	22,740.0
Lime sandstone, dry, at 20°C	2,941.0

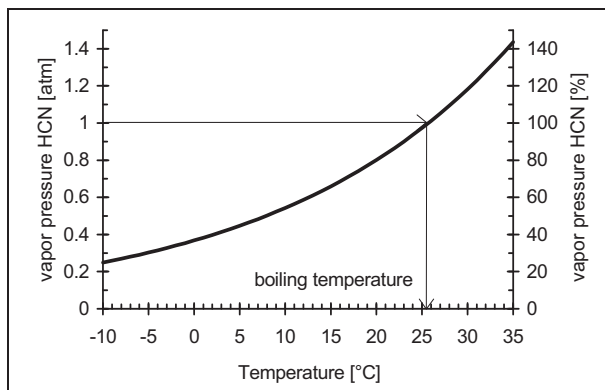
This is important for our considerations, because the alleged gas chambers in the basement of crematoria II and III in Birkenau had no heating systems and were thus cool and humid. In contrast to that, the delousing rooms of the hygienic Buildings BW 5a and 5b in Birkenau were above ground and well heated, so that their walls were both warm and dry. We would therefore expect the adsorption of HCN to be roughly ten times higher in the alleged homicidal gas chambers of Crematoria II and III than it was in the delousing gas chambers of the hygienic Building BW 5a and 5b, if judged only by the water content of the walls.

Although HCN is approximately 5% lighter than air, it does not separate from air and rise, mainly because of the thermal movement of every gas particle. To clarify this, reference must be made to the principal components of air. The main component of air, nitrogen (78% by volume), is 8% heavier than hydrogen cyanide gas. If a separation took place between hydrogen cyanide gas and nitrogen, it would occur all the more between the two main components of air, since oxygen (21% by volume) is 15% heavier than nitrogen. This does, of course, not happen. Thus, a spontaneous separation of hydrogen cya-

¹⁷⁵ K. Wesche, op. cit. (note 63).

¹⁷⁶ Samples exposed on one surface to 2% HCN by volume over 24 hours; L. Schwarz, W. Deckert, op. cit. (note 90).

nide gas would never take place in air. However, the 5% lower density of pure hydrogen cyanide gas compared to air – this corresponds to the density difference of air with a temperature difference of 15°C or 27 °F – can very well lead to a density convection, when pure gaseous hydrogen cyanide is released in a location with



Graph 1: Vapor pressure of hydrogen cyanide in percentage of air pressure as a function of temperature.

the same temperature as the ambient air. The gas would then rise slowly, but gradually mix with the ambient air. But to conclude from this that hydrogen cyanide vapors always rise would be an incorrect conclusion. At 15°C, for example, on physicochemical grounds, no concentrations higher than 65% of hydrogen cyanide can occur in air (see Graph 1); the density of such a mixture lies only approximately 3% below that of air. Furthermore, a great deal of energy is withdrawn from the ambient air by the evaporating hydrogen cyanide. Consequently, the ambient temperature sinks until exactly as much energy is transported to the liquid HCN as needed for the decelerated evaporation at the corresponding lower temperature. It is therefore theoretically possible that hydrogen cyanide vapors containing little HCN, which are cold, are denser and thus heavier than the surrounding air.

Graph 1 shows the equilibrium percentage of hydrogen cyanide in air as a function of air temperature. Even at 0°C (32°F), the percentage still lies at approximately 36% by volume. Condensation of HCN on surrounding objects would occur only if the percentage rose over the equilibrium percentage (the so-called dew point). Since in all cases here under consideration, a maximum concentration of 10% HCN in air would only be reached for a short period of time close to the source of HCN (the Zyklon B carrier), no condensation of HCN on walls can be expected. An exception is, however, the so-called capillary condensation, which can occur in finely porous materials such as cement mortar.¹⁷⁷ But compared to the absorption of HCN in capillary water of building materials, which occurs on a much larger scale, capillary condensation can be neglected.

¹⁷⁷ The lowered vapor pressure caused by adsorption effects in a narrow hollow space leads to early condensation.

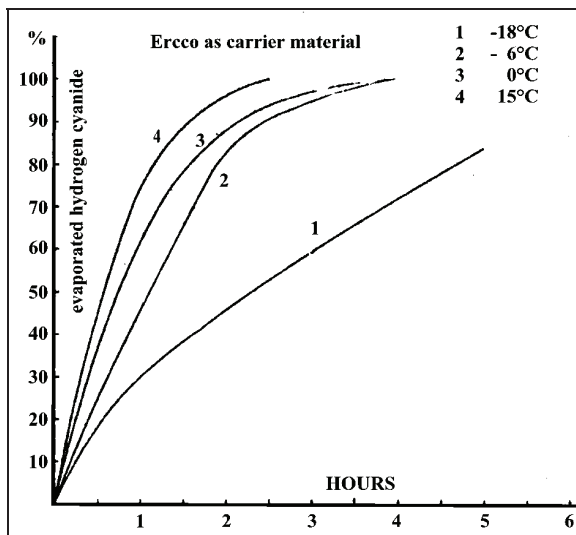
Hydrogen cyanide forms explosive mixtures with air in the range of 6 to 41% by volume. With strong initial ignition, its explosive effects can be compared with nitro-glycerin, the usual explosive in dynamite.¹⁷⁸

In the applications under discussion here, a proportion of 6% by volume and more can only be reached in the immediate vicinity of the source, which merely suffices for local low-speed detonations at worst. Hence, only inappropriately high concentrations can lead to explosive mixtures, as shown by a corresponding accident in 1947.¹⁷⁹

With correct application quantities and concentrations, the technical literature indicates that there is practically no danger of explosion.¹⁸⁰

Zyklon B was HCN adsorbed on porous carrier material. The product used in German concentration camps during World War II consisted of gypsum granules with a certain amount of starch added (product name "Erco").¹⁸¹ If a certain mass of Zyklon B is given in the literature or in documents, this always referred to the net HCN content. The carrier itself added approximately twice the mass of the HCN to the entire product. So a can of 1 kg Zyklon B consisted of 1 kg HCN plus ca. 2 kg of carrier material.

By intentional design, Zyklon B does not release its poison gas instantaneously, but rather over an extended period of time. The evaporation characteristics of this product at various temperatures are reproduced in Graph 2 as given by R. Irmscher of the DEGESCH Company in a paper published in 1942.¹⁸² The evaporation is "seriously delayed" at high atmospheric humidity,



Graph 2: Evaporation rate of hydrogen cyanide from the Erco carrier material (gypsum with some starch) at various temperatures and fine distribution, according to R. Irmscher/DEGESCH 1942.¹⁸²

¹⁷⁸ Cf. Wilhelm Foerst (ed.), *Ullmanns Encyklopädie der technischen Chemie*, vol. 5, Urban und Schwarzenberg, 3rd ed., Munich 1954, p. 629.

¹⁷⁹ "How to get rid of termites," *Life*, Dec. 22, 1947, p. 31; see also *Liberty Bell*, 12/1994, pp. 36f.

¹⁸⁰ Willibald Schütz, "Explosionsgefährlichkeit gasförmiger Entwesungsmittel," *Reichsarbeitsblatt*, Teil III (Arbeitsschutz no. 6), no. 17/18 (1943), pp. 198-207, here p. 201.

¹⁸¹ H.W. Mazal, *op. cit.* (note 55).

¹⁸² R. Irmscher, *op. cit.* (note 55); on the history and development of Zyklon B see H. Leipprand, *op. cit.* (note 55).

because the evaporating hydrogen cyanide withdraws considerable quantities of energy from the liquid HCN, the carrier material, and the ambient air. As a consequence, the temperature of the product and the ambient air drops. If the temperature of the air reaches the dew point, atmospheric humidity condenses out of the air onto the carrier material, which binds the hydrogen cyanide and drastically slows down the evaporation process.

For later references, we want to keep in mind that at 15°C and in the presence of low atmospheric humidity, approximately 10% of the hydrogen cyanide used at Auschwitz has left the carrier material during the first five minutes, and approximately 50% after half an hour. In cool cellar areas with a relative humidity of approximately 100%, the evaporation times would have been “seriously delayed.”

Hence, the relative atmospheric humidity in the cellars of Crematoria II and III, which must certainly have approached 100%, would have “seriously delayed” evaporation.¹⁸³

4.1.2. Chemical Features

HCN is a weak acid that forms unstable salts (cyanides) with alkali metal ions like sodium and potassium in alkaline environment. If the environment is not at least slightly alkaline, these salts decompose under the influence of water and slowly release HCN. If iron ions are present, for example in the form of rust (a component of basically all cements and sands used for construction),¹³² HCN forms iron-cyanide compounds, which are much more stable and can resist even slightly acidic environments. In the presence of sufficient amounts of HCN and a slightly alkaline environment, as can be found in fresh lime mortars for several days or weeks and in cement mortars and concretes for months or years, these iron cyanides slowly convert into complex iron cyanides of mixed iron valences, so-called Prussian Blue or Iron Blue. This blue compound is one of the most resistant inorganic pigments known.¹²³ Once formed as an integral part of a wall in the chemical process outlined above, it remains in the wall as long as the wall itself exists.

The hygienic Buildings BW 5a and 5b in Birkenau were built using cheap materials. The plaster of the walls of their delousing gas chambers consists of lime mortar. In contrast to that stand the basements of the Crematoria II and III, which extended below the level of the groundwater and had therefore to be built using concrete and cement mortar. Since concrete and cement mortar stay alkaline for months and years, but lime mortar only for days and weeks,

¹⁸³ Unheated basement rooms by their very nature have very high relative atmospheric humidity. As a result of the large numbers of human beings crammed into the basements, the atmospheric humidity would certainly have approached 100%, resulting in the condensation of water on cold objects.

the walls of the crematoria could absorb and permanently bind HCN for a much longer period of time than the walls of the delousing chambers.¹⁸⁴

A potentially detrimental factor to the absorption of HCN in the walls and the subsequent formation of Iron Blue is the carbon dioxide (CO₂) exhaled by the victims crammed into the chambers. If the chambers under discussion were sealed off and if the victims remained alive in that room for an extended period of time, the CO₂ content could have reached several percent at the end of this process. Just like HCN, CO₂ also dissolves in the capillary water of the walls, although at only 0.4% of the rate of HCN. On the other hand, CO₂ forms carbonic acid in water (H₂CO₃), which is roughly 870 times stronger than HCN. Both factors result in CO₂ being effectively ($870 \cdot 0.004 =$) 3.5 times “stronger” than HCN, hence any reaction of HCN will be slowed down accordingly in the presence of CO₂, provided no other factors are involved.

However, since the capillary water of walls made of plaster, mortar and concrete is saturated with carbonates (the salts of carbonic acid), the dissolution and diffusion of CO₂ into the capillary system is greatly hampered right at the gas/water interface, where a layer of solid calcium carbonate precipitates, slowing down any further diffusion and accumulation of CO₂.¹⁸⁵ This is particularly true for cement mortars and concrete, whose capillary water is alkaline and stays so over long periods of time even in the presence of larger amounts of CO₂. This is the basis for the durability of reinforced concrete, as the alkaline concrete protects the iron bars from rusting. Since HCN is not affected by this directly, it can penetrate deeply into the capillary system, once it has overcome the diffusion barrier built up by CO₂ at the gas/water interface. Hence, although CO₂ does reduce the speed with which HCN can fill the capillary system of a moist wall, once the HCN has entered it, it will be trapped there by the pore-closing effect of CO₂. Which factor prevails at the end is unclear and would require extended experiments.¹⁸⁶

4.1.3. Toxicological Features

Before the invention of nerve gases, HCN was considered one of the most poisonous materials known. Although it is a dangerous substance, it does not come anywhere close to the instant deadliness of nerve gases. Executions in the U.S. using HCN have shown that, even if the executee is immediately

¹⁸⁴ For a more detailed discussion of the chemical features of HCN, the reactions leading to Iron Blue, the factors involved, and the stability of this compound, see my expert report, op. cit. (note 30), pp. 151-189.

¹⁸⁵ Cf. N.V. Waubke, *Transportphänomene in Betonporen*, Dissertation, Brunswick 1966.

¹⁸⁶ Although Markiewicz et al., op. cit. (note 39), have tested the influence of CO₂, their results are contradictory and hard to interpret due to an invalid analytical method; cf. G. Rudolf, op. cit. (note 40).

exposed to high overdoses of gaseous HCN, it still takes between ten and fifteen minutes before death can be confirmed.¹⁸⁷

The poisonous effect of HCN is based on the fact that it defeats the respiration of every individual cell in the body. Oxygen can no longer be transported from the blood through the cell walls into the cells. As the vital cell functions are thereby starved of oxygen, the animal or human being suffocates on a cellular level.

Insects and in particular insect eggs are considerably less sensitive to HCN than warm-blooded animals. On the one hand, this is due to their greater resistance, as insects have a slower metabolism, in particular the nits (louse larvae) and above all the eggs, which must also be killed. Furthermore, lethal concentrations of the gas must penetrate every crack and fissure, hem and seam of all the garments in the material to be fumigated no matter how tiny, in order to reach even the last hidden nit and egg. Warm-blooded animals, by contrast, are rapidly exposed to high concentrations of the gas, not only because of their size, but above all due to their breathing through lungs which readily absorb all the HCN in the inhaled air.

Lethal doses of cyanide can be ingested orally, inhaled, or absorbed through the skin. Oral poisoning (for example with potassium cyanide, KCN) is very painful due to muscular convulsions of the stomach caused by cell suffocation. Even though victims of poisoning by inhalation of high concentrations of hydrogen cyanide become more rapidly unconscious than with oral ingestion, painful convulsions caused by muscular suffocation appear in these cases as well. A dose of 1 mg cyanide per kg body weight is generally considered lethal for humans. Non-lethal doses of cyanide are quickly decomposed and excreted by the body.

Absorption through the skin is especially likely when the skin has become moist, for example as a result of sweating at work. It is generally advised to avoid sweating during the handling of hydrogen cyanide. In this regard, concentrations from 6,000 ppm¹⁸⁸ (0.6 % by volume) constitute a health hazard, while 10,000 ppm (1% by volume) can be lethal in just a few minutes.¹⁸⁹

Table 9 shows the effects of various concentrations of hydrogen cyanide, found in the literature.¹⁹⁰

F. Flury and F. Zernik indicate that 200 ppm can be fatal within five to ten minutes, while 270 ppm are immediately fatal.¹⁸⁹ These are not, of course, the results of experiments on human beings, but rather extrapolations, in which

¹⁸⁷ Cf. Scott Christianson, *The Last Gasp: The Rise and Fall of the American Gas Chamber*, Univ. of California Press, Berkeley 2011, esp. pp. 209, 220.

¹⁸⁸ ppm stands for 'parts per million'; here, 1 ppm HCN corresponds to 1 ml HCN per m³ (1,000,000 ml) of air.

¹⁸⁹ F. Flury, F. Zernik, *Schädliche Gase, Dämpfe, Nebel, Rauch- und Staubarten*, Berlin 1931, p. 405; see also M. Daunderer, *Klinische Toxikologie*, 30th suppl. delivery 10/87, ecomed, Landsberg 1987, pp. 4ff.

¹⁹⁰ DuPont, *Hydrogen Cyanide*, Wilmington, Delaware 7/83, pp. 5f.

Table 9: Effect of various concentrations of hydrogen cyanide
in air upon human beings

2 to 5 ppm:	Perceptible odor
20 to 40 ppm:	Slight symptoms after a few hours
45 to 54 ppm:	Tolerable for ½ to 1 hour without significant or delayed effect
100 to 200 ppm:	Lethal within ½ to 1 hour
300 ppm:	Rapidly fatal

lower risk thresholds have been determined on the grounds of safety. This will be demonstrated in the following. To kill an average person with a body weight of 100 kg, the victim must ingest or inhale approximately 100 mg HCN (1 mg per kilo body weight). The respiration of a human being at rest amounts to approximately 15 liters of air per minute.¹⁹¹ With an HCN content of 0.02% (approximately 0.24 mg per liter), the victim must inhale approximately 416 liters of air before having ingested the fatal quantity of hydrogen cyanide. At 15 liters per minute, this will take about half an hour. A very strong person can survive even this period of time. By contrast, a sensitive person weighing 50 kg breathing at an accelerated rate as a result of physical effort or excitement will inhale 40 liters per minute, ingesting a fatal amount of 208 liters of air in five minutes. It is obvious from these calculations that the data in safety instructions are always intended to protect smaller, weaker people from accidents under the most unfavorable circumstances. The data given in the literature as “immediately” or “rapidly fatal” doses are furthermore so indefinite as to be unable to serve our purposes. In addition, they only refer to the time when a victim has ingested a fatal dose, but not when death occurs, which can sometimes take much longer.¹⁹²

The threshold values will be different if we require even the strongest individual, out of all conceivable individual victims, to die in just a few minutes.¹⁹³ The concentrations necessary for this purpose will be several times higher than the values indicated above. They could only be determined with certainty by a series of experiments, which is naturally impossible with human beings. The only data available to us are those gathered during executions with HCN carried out in the United States as indicated above. Leuchter speaks of concentrations of hydrogen cyanide used in executions in the USA in the order of magnitude of 3,200 ppm.⁷¹ As mentioned before, these concentrations result in executions lasting from 10 to 15 minutes. Since the gas is developed beneath the execution chair, it rises from immediately beneath the victim. Hence, immediately after the beginning of the execution process the victim is exposed to a concentration which probably exceeds 10% by volume for a

¹⁹¹ Robert F. Schmidt, *Biomachine Mensch*, Piper, Munich 1979, p. 124.

¹⁹² M. Daunderer, op. cit. (note 189), p. 15.

¹⁹³ Among toxicologists known as the lethal dose for 100% of all victims, LD₁₀₀.

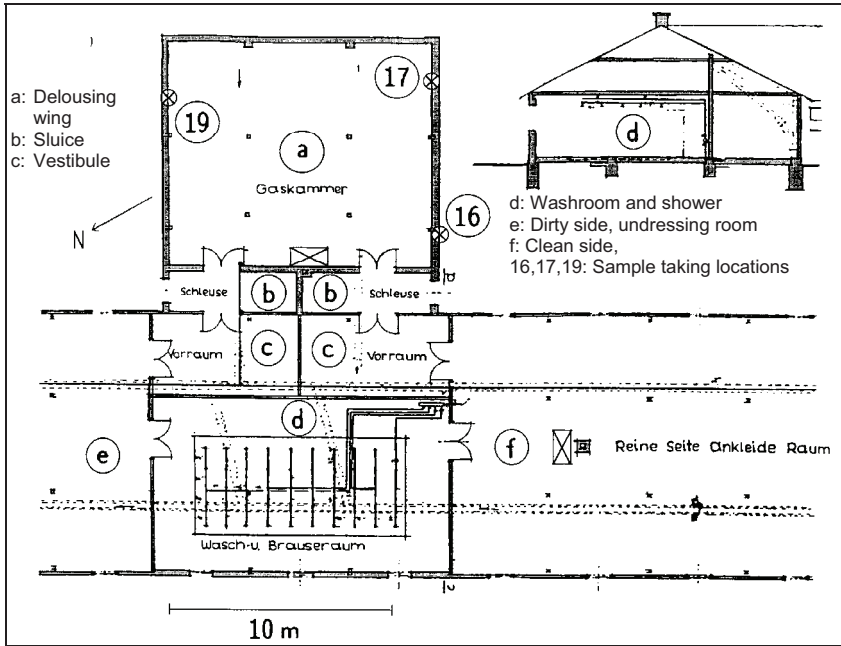


Fig. 23: Ground plan of the HCN disinfestation wing of Building 5a before building alterations (mirror image) and BW 5b today. BW 5b sample-taking locations for the Rudolf Report drawn in.¹⁹⁴

short period, but then falls steadily as a result of diffusion of the hydrogen cyanide throughout the chamber.

At a normal respiration volume of approximately 15 to 20 liters per minute and assuming an *average* concentration during the execution of 0.75% by volume, approximately 1.35 to 1.8 grams of HCN will be ingested in 10 minutes (150-200 liters of inhaled air), which corresponds to ten to twenty times the fatal dose. It is therefore not unreasonable to assume that a ten-fold overdose is required in order to kill all the people in a gas chamber with certainty within ten minutes.

Insects and their nits and eggs, however, are dead with certainty only after having been exposed to such concentrations for at least an hour or two. Since the delousing chambers of the hygienic Buildings BW5a and 5b in Birkenau were designed in a rather poor way, only a much-longer gassing time would have ensured that all lice, nits and eggs would indeed be dead. Hence, gassing times of half a day or even an entire day may have occurred.

¹⁹⁴ J.-C. Pressac, op. cit. (note 46), pp. 55-58, Plans of Buildings 5a/b, pp. 59f. exterior photos.



Fig. 24: One of the two ventilation outlets from the disinfestation wing of Building BW 5b, without equipment today. The other is located on the same wall slightly to the left. The end of a water pipe installed after the war is protruding out of the hole.

4.2. Disinfestation Chambers

Disinfestation procedures using HCN, including the appropriate techniques as well as safety instructions and regulations, were in the process of being developed in Germany of the 1930s and 1940s.¹⁹⁵ It is therefore not appropriate to apply the technical and safety standards of today to those years, in particular when dealing with events taking place during a war, when frequent emergency situations and material shortages required makeshift solutions.

The two hygienic Buildings BW5a and BW5b in Birkenau prove my point; see Figures 23 and 24. The area used for Zyklon B disinfestations was a huge room called “gas chamber” (*Gaskammer*) in the plans. This was the usual term for delousing chambers in Germany during the war. This chamber had only a flimsy, leaking roof, two small ventilation fans in one of the walls, and a heating stove at the opposite wall. The walls had a simple whitewashed plaster with no sealing coating. There was no provision for evaporating and distributing the gas. The losses of HCN due to the unusable space up to the roof, absorption in the wall, draft of the stove, and the leaks in the roof must have been tremendous, not to mention the danger for the immediate environment around this building when switching on the fans. (It is not known if the stove was operating while the room was filled with HCN, which would have caused

¹⁹⁵ Gerhard Peters published his revolutionary new circulation system only in 1940, see note 58.

additional loss of HCN and could have caused a danger of explosion if Zyklon B granules were placed too close to the fire.)

The doors used in Auschwitz for delousing chambers were of an equally makeshift nature, as Figure 25 shows. Such wooden doors, “sealed” with felt strips, were anything but gastight and safe, but in the face of severe material shortages during the war, these solutions had to do.

4.3. Homicidal Gassings

If large-scale delousing operations with makeshift delousing chambers were possible, could similar makeshift solutions also have been used for homicidal mass gassings?

The answer to this is both yes and no. Although safety equipment as it is used in U.S. execution gas chambers was not an absolute requirement, there are several factors which make the alleged homicidal gassings drastically different from delousing operations:

4.3.1. Locking in the Victims

Whereas lice and other vermin do not need to be confined in the gas chamber by force, humans do. Even though the dramatic-looking gas-chamber doors of U.S. gas chambers (Figure 27) would not be absolutely necessary to keep the gas in, similarly sturdy doors would have been necessary to keep the panicking victims inside. However, all that was ever installed, and later found, in Auschwitz were doors such as shown in Figure 25. The simple latch to close this door and the two simple hinges which held it in place would have had no chance to withstand the pressure of a crowd of hundreds of panicking people.¹⁹⁷ Not even sturdy delousing-chamber doors such as those installed in the



Fig. 25: *Wooden disinfestation chamber door at Auschwitz rendered provisionally gas-tight with peephole and metal protection grid. This is what the gas-tight doors for the homicidal ‘gas chambers’ are supposed to have looked like. Note the extremely flimsy latch to lock the door.¹⁹⁶*

¹⁹⁶ J.-C. Pressac, op. cit. (note 46), p. 49.

¹⁹⁷ Compare in this regard Hans Jürgen Nowak, Werner Rademacher, “Some Details of the Central Construction Office of Auschwitz,” in: G. Rudolf (ed.), op. cit. (note 80), pp. 311-372.




Fig. 26: Doors of professional delousing chambers (DEGESCH circulation chamber) at the Dachau camp.

Fig. 27: Door of the execution gas chamber for a single person in Baltimore, USA, 1954, Technology from the 1930s.

Dachau camp (Figure 26) were used for the rooms that allegedly served as homicidal gas chambers in Auschwitz.

When studying the original blueprints of the alleged homicidal gas chambers in Auschwitz, one is surprised to find that those doors in Crematoria I-III actually consisted of double doors, and in the case of Crematorium I a door that swung through (see Fig. 28 and 29). This is a proper design for morgues, since wide double doors and those that swing through are preferred when transporting corpses in and out, but double doors, and particularly swinging doors, are almost impossible to make sturdy enough to withstand panicking crowds, in particular since they have to open outward.

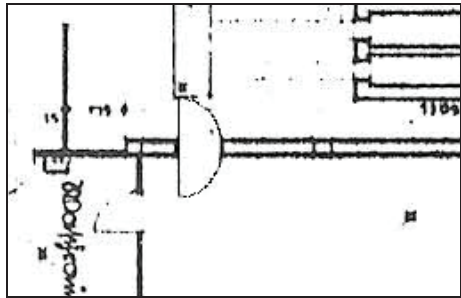


Fig. 28: Swinging door between the morgue (below) and the furnace room (above) in Crematorium I in Auschwitz, section of as-built plan of April 10, 1942, that is, at a time when the morgue was allegedly used as a homicidal gas chamber.⁹⁹

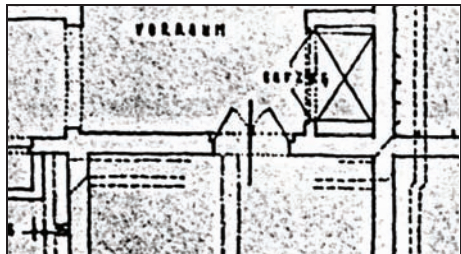


Fig. 29: Double access door to Morgue #1 of Crematoria II and III, the alleged homicidal gas chamber.¹⁹⁸

¹⁹⁸ J.-C. Pressac, op. cit. (note 46), pp. 285, 302 (Dec. 19, 1942).

No room containing windows with normal glass, as is the case for one of the rooms in the Majdanek camp claimed for decades to have served as a homicidal gas chamber (see Fig. 30), could have served such a purpose.¹⁹⁹ The victims would have shattered this window in seconds. Similarly ridiculous is the fact that one of the two doors of this same room opens to the inside (which would have been blocked by the dying victims), whereas the other one, although opening to the outside, can be opened from the inside to this day. How could the victims be persuaded not to open this door and get the hell out of there?



Fig. 30: Window in Chamber IV of Building no. 41, Majdanek camp; until 2005 claimed to have been a homicidal gas chamber, but now admitted to have been a mere delousing chamber. © C. Mattogno

4.3.2. Getting and Keeping the Poison in

It is easy to get the poison into even the most primitive makeshift delousing chamber. A person equipped with a gas mask simply enters the room and spreads out the granules.

Sophisticated devices for semi-automatically releasing the Zyklon B inside a delousing chamber were available since 1940: the DEGESCH circulation gas chambers. By turning a wheel on the outside of the chamber, an operator drove a mechanism which opened a can of Zyklon B at the inside, dropped the contents into a basket and blew warm air into it so the HCN would quickly evaporate and dissipate throughout the chamber. Although such a device was certainly extremely helpful, as it accelerated the procedure considerably and used HCN more efficiently, it was not indispensable. After all, the poison is supposed to stay in a delousing chamber for at least two hours, so the fact that Zyklon B releases its gas only reluctantly could be a useful feature.

The situation is entirely different with the claimed homicidal gassings. Following the witness statements, these killings are supposed to have taken only seconds, moments, or up to 10 minutes at most.²⁰⁰ According to the same wit-

¹⁹⁹ All following references to Majdanek are based on the research results of J. Graf, C. Mattogno, op. cit. (note 84).

²⁰⁰ With relation to the killing times, see in, for example: Jury Court Hagen, verdict from July 24, 1970, ref. 11 Ks 1/70, p. 97 (5 min.); Final Trial Brief of the Prosecution, quoted acc. to U. Walendy, *Auschwitz im IG-Farben-Prozess*, Verlag für Volkstum und Zeitgeschichtsforschung, Vlotho 1981, pp. 47-50 (3 to 15 minutes in extreme cases); E. Kogon, H. Langbein, A. Rückerl et al. (eds.), *Nationalsozialistische Massentötungen durch Giftgas*, S. Fischer Verlag, Frankfurt 1983, ubiquitous (immediately up to 10 min., more rarely, up to 20 min.); J. Buszko (ed.), *Auschwitz, Nazi Extermination Camp*, 2nd ed., Interpress

nesses, the Zyklon B was simply dumped into the homicidal gas chambers through openings in the roof (Crematoria I-III in Auschwitz and Birkenau, the various claimed chambers in Majdanek) or in the wall (Crematoria IV and V and the Bunkers in Birkenau). Hence there was no mechanism to spread the Zyklon B and to accelerate the evaporation and dissipation of HCN.²⁰¹

Experience in U.S. gas chambers shows that not even the immediate release of high overdoses of HCN close to the victim would successfully and reliably kill in less than ten minutes. How, then, could this be achieved with Zyklon B simply dumped into the chambers?

Publishers, Warsaw 1985, pp. 114 + 118 (a few minutes); H.G. Adler, H. Langbein, E. Lingens-Reiner (eds.), *Auschwitz*, 3rd ed., Europäische Verlagsanstalt, Cologne 1984, pp. 66, 80 + 200 (a few minutes, up to 10 minutes); Hamburger Institut für Sozialforschung (ed.), *Die Auschwitz-Hefte*, vol. 1, Beltz Verlag, Weinheim 1987, pp. 261ff. +294 (instantly, up to 10 min.); C. Vaillant-Couturier, in: *IMT*, vol. VI, p. 216 (5 to 7 min.); M. Nyszli in: G. Schoenberner (ed.), *Wir haben es gesehen*, Fourier, Wiesbaden 1981, p. 250 (5 min.); C.P. Bendel in: H. Langbein, *Menschen in Auschwitz*, Europaverlag, Vienna 1987, p. 221 (end of screaming of victims after 2 min.); P. Broad in: B. Naumann, *Auschwitz*, Athenäum, Frankfurt/Main 1968, p. 217 (4 min.), opening of doors after 10-15 minutes: A. Rückler, *NS-Verbrechen vor Gericht*, 2nd ed., C.F. Müller, Heidelberg, 1984, pp. 58f.; K. Höbinger in: H. Langbein, *Der Auschwitz-Prozeß*, Europäische Verlagsanstalt, Frankfurt/Main 1965, p. 73 (1 min.): R. Böck, *ibid.*, p. 74 (screaming victims for 10 minutes following closure of doors, followed by opening of doors); K. Höbinger, *ibid.*, p. 73 (1 min.); H. Stark, *ibid.*, p. 439 (screaming victims for 10-15 minutes); F. Müller, *ibid.*, p. 463 (8-10 min.); E. Pyš, *ibid.*, p. 748 (ventilators switched on after only a few minutes); K. Lill, *ibid.*, p. 750 (a scream a few seconds after the introduction of Zyklon B, pall of thick smoke exiting the chimney a few minutes later); transcript of the expert opinion of Prof. Dr. G. Jagschitz, 3rd-5th hearing days of criminal proceedings against Gerd Honsik, April 4, April 30, May 4, 1992, ref. 20e Vr 14184 and Hv 5720/90, District Court Vienna, p. 443 (2-3 min); Dokument 3868-PS, IMT volume 33, pp. 275ff., quoted according to L. Rosenthal, "Endlösung der Judenfrage," *Massenmord oder "Gaskammerlüge"?*, Verlag Darmstädter Blätter, Darmstadt 1979 (2 to 15 minutes in exceptional cases); R. Höß, in: M. Broszat (ed.), *Kommandant in Auschwitz*, Deutsche Verlags-Anstalt, Stuttgart 1958 (30 minutes for the entire procedure, including ventilation); Hans Münch, in G. Rudolf, "Auschwitz-Kronzeuge Dr. Hans Münch im Gespräch," *Vierteljahreshefte für freie Geschichtsforschung*, 1(3) (1997), pp. 139-190 (2 to 5 min. in winter; www.vho.org/VffG/1997/3/RudMue3.html); Salmen Lewenthal, *Hefte von Auschwitz*, Sonderheft 1, *Handschriften von Mitgliedern des Sonderkommandos*, Verlag Staatliches Museum Auschwitz, 1972, p. 155 (sudden silence); Dov Paisikovic, in: Léon Poliakov, *Auschwitz*, René Julliard, 1964, pp. 159ff. (3-4 minute), Franke-Gricksch Report, in: J.-C. Pressac, op. cit. (note 46), p. 238 (one minute to kill the victims, another until the doors were opened); Rudolf Vrba alias Walter Rosenberg, Alfred Wetzler, ref. M 20/153, Yad Vashem (acc. to War Refugee Board, "German Extermination Camps – Auschwitz and Birkenau," in David S. Wyman (ed.), *America and the Holocaust*, volume 12, Garland, New York/London 1990, p. 20 (everyone in the room was dead after three minutes); Jerzy Tabeau, in: *The Extermination Camps of Auschwitz (Oswiecim) and Birkenau in Upper Silesia* (10 minutes, quoted according to Enrique Aynat, *Los protocolos de Auschwitz. i Una fuente historica?* Verlag Garcia Hispan, Alicante 1990); André Lettich, *Trente-quatre mois dans les Camps de Concentration*, Imprimerie Union Coopérative, Tours, 1946 (a few moments). Janda Weiss, in David E. Hackett, (ed.), *The Buchenwald Report*, Beck, Munich 1997, p. 394 (3 min.). If longer killing times appear in the eyewitness testimonies, they refer, not to Crematoria II and III, but, rather, to Crematoria IV/V, Bunkers 1-2, or Crematorium I in the Main Camp. The killings in Crematoria II and III are therefore alleged to have been committed very quickly.

²⁰¹ There are claims of some kind of hollow pillars in the morgues of Crematoria II and III, into which the Zyklon B was allegedly poured. Although there is no documentary or physical evidence for this claim (see C. Mattogno, op. cit, note 146; idem, *The Real Case...*, op. cit. (note 5), Chapter 2.5, pp. 83-93), such a device would have slowed down the evaporation and dissipation of HCN even more, because it would have kept the Zyklon B granules closely together, out of reach of the victims' movements, and it would have reduced the air circulation around the granules.

The answer is that execution times of only a few minutes would simply have been impossible with the claimed equipment and procedure. Execution times of around ten minutes would have required enormous overdoses of Zyklon B.

Looking more closely into the claims and comparing them with the actual physical details of the rooms claimed to have served as homicidal gas chambers, the following discrepancies are noted:

1. The openings in the roof of Crematoria I (Auschwitz) and II (Birkenau), through which Zyklon B is claimed to have been dumped, did not exist. Nor did any introduction devices exist as claimed for Crematoria II and III (Birkenau).^{142,146,152}
2. In the cases of Crematoria II and III in Birkenau, it is claimed that the SS chiseled in the introduction holes through the roofs of Morgues #1 – the alleged gas chamber – after these roofs had been completed. Considering that the mass murder of the Jews is claimed to have been in full swing at the time these roofs were made (late 1942 and early 1943), this claim is fantastically nonsensical. It is furthermore absolutely inconceivable, why the SS should have destroyed the structural integrity of the roof of these rooms, just in order to get mere crude openings, if they could have channeled the poison gas into the chamber by using the air intake ducts of the ventilation system of these morgues. Just placing a basket in these ducts and channeling air (possibly even warm air from the cremation furnaces' exhaust gasses) through this basket filled with Zyklon B into the homicidal gas chamber would have provided an easy and effective way to quickly evaporate and dissipate the gas.²⁰² But no, the SS presumably had no brains at all. Conclusion: these openings do not and never did exist.
3. The openings in the walls of Crematoria IV and V (Birkenau), through which Zyklon B is supposed to have been dumped, could be reached by the victims. It is documented that these openings, which were barely big enough to stick a Zyklon B can into them, had iron bars set into their frames, which would actually have prevented anyone from passing any can through those openings. Hence it was physically impossible to empty Zyklon B cans through these openings.²⁰³

Moreover, in order to prevent the victims from attacking the SS man trying to pour in Zyklon B or from throwing the Zyklon B pellets back out, these openings had to be shielded by a steel grate keeping the inmates at arm's length from the openings. Such grates would have to have been securely anchored in the concrete floor. Since the concrete floors of these building are still intact today, but no such anchor points can be seen, it can be safely

²⁰² This would, of course, have released some gas into the immediate environment of the crematorium via the air outlet, but that was to happen anyway briefly thereafter when ventilating the chamber.

²⁰³ C. Mattogno, *The Real Case...*, op. cit. (note 5), chapter 5.7., pp. 168-170.

concluded that no such grate was ever installed. The same reasoning applies to the Bunkers of Birkenau.

4. The openings in the ceiling of Chamber IV of Building No. 41 in the Majdanek camp (a hygienic building “Bath and Disinfection #1,” see Fig. 31), a delousing room which until 2005 has been claimed to have served as a homicidal gas chamber instead, were used as ventilation ducts according to documents.

But until 2005, after the ventilation ducts were removed during restructuring of the roof shortly after the war, it was claimed that they were used to dump in Zyklon B. However, if these openings did not serve as ventilation, then how was this room ventilated? One door opens to the inside of the room, which means that it would have been blocked by dead victims lying in front of it, so not even an ineffective airing by “natural draft” was possible. The other door, well, it could be opened from the inside, so perhaps the last victim to die initiated the ventilation process by opening the door prior to passing away...

Due to all these absurdities, Tomasz Kranz, head of the research department at the Majdanek Memorial, admitted in a 2005 paper that this room was never used for homicidal purposes but was merely a delousing chamber.²⁰⁵

5. Other rooms at Majdanek had crudely chiseled-in holes in the ceiling – with the reinforcement iron bars not removed. They are claimed to have

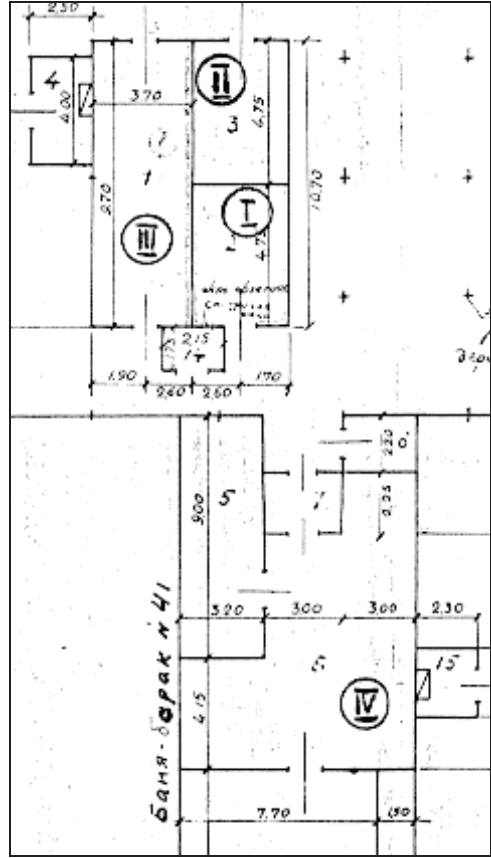


Fig. 31: Section of a plan of the “Bath and Disinfection Building #1,” at Majdanek camp, drawn by a Polish-Soviet investigation commission. I-VI: alleged gas chambers.²⁰⁴

²⁰⁴ GARF, 7021-107-9, p. 251.

²⁰⁵ Tomasz Kranz, “Ewidencja zgonów i śmiertelność więźniów KL Lublin,” *Zeszyty Majdanek*, No. XXIII (2005), pp. 7-53.

been used for pouring in Zyklon B (see Fig 32, similar in Rooms I and II of Fig. 31). There was, however, no provision for closing these openings. They were obviously chiseled in after the war for “museum” purposes.

6. The only room in Majdanek that has forensic evidence of the use of Zyklon B *and* which has a hot-air-circulation device that could also be used for evaporating HCN and ventilating the room, and which also had sturdy steel doors that could lock in victims (Room III in Fig. 31), has *no* provision to dump in Zyklon B! In other words, it would have had to be spread out manually by an SS man entering the chamber together with the victims. Such a scene is quite comical. But it proves that this room could merely be used – and was exclusively utilized – as a delousing chamber. Today the Majdanek Museum no longer claims that anyone was murdered there using Zyklon B.²⁰⁵




Fig. 32: New crematorium of the Majdanek camp, morgue room, opening in the ceiling. Until 2005 this room was claimed to have been a homicidal gas chamber, but then the Majdanek Museum admitted defeat to revisionist reasoning.²⁰⁵

© C. Mattogno



Fig. 33: Opening with grate in the wall of Room I in the disinfection wing of Building 41, Majdanek (see Fig. 31)

© C. Mattogno

7. Other rooms at Majdanek claimed to have been homicidal gas chambers have openings in their walls which could not and cannot be closed (see Fig. 33, similar, but larger and without any grate, in the alleged gas chamber of the new crematorium of Majdanek). So Zyklon B thrown into these rooms would have been thrown out by the victims through that hole, and this or any other gas released inside the room would have freely spread throughout the entire building. Anyone taking such claims seriously must be out of their mind.

4.3.3. Removing the Victims

To achieve the short execution times claimed by witnesses (ten minutes and less), enormous amounts of Zyklon B would have had to be used,¹³⁴ since only

10% of the HCN absorbed in Zyklon B would have been released in that time (see Subsection 4.1.1.). The remaining 90% of the HCN in Zyklon B would keep evaporating after the execution was over. Whereas it is possible to remove the Zyklon B laid out in a delousing chamber after a gassing is completed, this would have been impossible in a homicidal gas chamber, the Zyklon B would be buried beneath the bodies of the victims. And since Zyklon B releases HCN for at least an hour more, any attempt to ventilate such a location before at least an hour had passed would have been futile.

Whereas clothes and other utensils gassed in heated delousing chambers have only a limited tendency to absorb HCN, wet human bodies accumulate quite a large amount of HCN, so that handling them is more dangerous than handling gassed clothes. It is also much easier to drag clothes hanging on racks out of a delousing chamber than to drag hundreds of dead corpses out of a homicidal gas chamber, which is hard labor.

The *Sonderkommandos* (special teams) are claimed to have carried away the corpses out of the gas chambers immediately or shortly after the execution was completed. Considering that some of the alleged homicidal gas chambers had no ventilation systems at all²⁰⁶ or only systems with low capacities designed for morgues (Crematoria I-III at Auschwitz and Birkenau), a successful ventilation of these rooms within a few minutes or half an hour at most, as claimed by witnesses, is impossible.⁹³

If a concentration of 1 vol.% was used during the alleged homicidal gasings, which is a minimum when considering the execution times claimed, the inmates of the *Sonderkommando* had to wear gas masks. Since carrying corpses is a heavy physical activity, poisoning through the sweat-wet skin would have been avoidable under these circumstances only if the workers wore protective garments in the gas chamber, which was not reported by any witness, nor is there any document showing that such items were ever ordered, delivered, or present at Auschwitz. The ventilation systems in the morgues (alleged gas chambers) of Crematoria I-III at Auschwitz and Birkenau would not have helped much in this regard, since the clearing of the chambers is supposed to have started almost instantly after the gassing was over, so there would not have been enough time to rid the chamber of the poison to the degree necessary to make it a safe place for hard labor.

It can, of course, be argued that the SS did not care if any of the members of the *Sonderkommando* collapsed or even dropped dead now and then as a result of HCN poisoning. But considering that the swift work of these men was needed to keep the claimed machinery of death running smoothly, and also

²⁰⁶ Crematoria IV and V and the so-called Bunkers in Birkenau, as well as Rooms I, II, and the alleged homicidal gas chamber in the new crematorium in Majdanek (see Fig. 31). Rooms I and II had only one door each, and the room in the new crematorium had no opening to the outside at all, which means that it could be ventilated only by gassing the rest of the building!

considering that no witness ever mentioned any symptoms of HCN poisoning in *Sonderkommando* members, such an explanation would be futile. It must also be considered that there had to be several SS men supervising the work of the *Sonderkommando*. Considering the applied concentrations attested to, their lives would have been in jeopardy as well, which is an utterly inconceivable scenario.

It should also be kept in mind that hydrogen cyanide is a contact poison. Transporting corpses for hours on end, on whose skin huge, possible lethal amounts of hydrogen cyanide are absorbed, would also have required that the members of the *Sonderkommando* wore protective clothes.

The accounts of some witnesses regarding the applied concentrations *and* the quick clearing of the chamber immediately or shortly after the execution *always* without protective garments and in many cases even without masks can therefore certainly not be true.

4.4. Cremations

4.4.1. Crematoria

When discussing the capacity of the Auschwitz crematoria, I will not re-invent the wheel. Since the beginning of the 1990s, Italian engineer Franco Deana and Italian historian Carlo Mattogno have analyzed thousands of SS documents seized at Auschwitz. These are documents produced by the firm which built the crematory furnaces. Mattogno and Deana also analyzed all kinds of professional literature and trade publications of that time which pertain to the technology and performance of crematory furnaces in general. Based on these documents, Deana and Mattogno carried out some very detailed calculations.¹¹³

Let me summarize the results of their extensive research in table form:

Table 10: Some characteristics of the crematoria at Auschwitz-Birkenau

	Crematoria II & III	Crematoria IV & V
Ideal coke consumption per muffle:	15.5 kg/hr.	11.7 kg/hr.
Actual coke consumption per muffle:	22 kg/hr.	16 kg/hr.
Time required per corpse	1 h	1 h
No. of muffles	30	16
Maximum hours of operation per day	20	20
Maximum no. of corpses per day	600	320
Total no. days in operation	888	276
Total maximum throughput	532,800	88,320

This total maximum throughput of 600,000 corpses still looks huge. But these numbers are misleading because they are theoretical maximum numbers.

There are two parameters that allow us to estimate the numbers of bodies that were *actually* cremated.

One of these is the amount of coke delivered to the crematoria, which is completely documented for the period of February 1942 to October 1943 (see Table 11.)²⁰⁷

First I would like to direct your attention to some truly amazing facts. During the operating period of the six-muffle crematory in the main camp from February 1942 until February 1943 (the only

operating crematory at Auschwitz during that time), the average monthly consumption of coke came to around 30 tons, or 5 tons per muffle.

The extremely large coke delivery made in March 1943 served for drying and preheating Crematories II and IV, which went into operation at that time. In addition to this, there was probably a backlog of corpses on account of the typhus epidemic raging in Birkenau at that time, so the crematories were probably operating with unusual intensity at the early part of this period.

It is therefore amazing that coke consumption rose only by a factor of 2.5 when the new crematories came into operation, since they contained almost eight times as many muffles as the old crematory.

Even if we consider that the new furnaces were somewhat more efficient than the old ones had been, it is still clear that the new crematories were not nearly as intensively operated as the old ones had been when it had to carry the entire workload alone.

In other words, the SS created a huge overcapacity which they never used.

At an average coke consumption of 20 kilos per corpse,²⁰⁸ we see that a total of 51,625 corpses could have been cremated with 1,032.5 tons of coke over a period of 21 months. This order of magnitude corresponds to the number of victims registered in the Auschwitz death books, which do *not* indicate any gassing victims.²⁰⁹

Another parameter for determining utilization of the new crematories in Birkenau is the durability of the fireproof brickwork in the ovens. The Topf firm, which constructed the ovens at Birkenau, listed the life expectancy of

Table 11: Monthly coke deliveries to the Auschwitz Crematories

Month in '42	Tons	Month in '43	Tons
February	22	January	23
March	39	February	40
April	39	March	144
May	32	April	60
June	25	May	95
July	16.5	June	61
August	31.5	July	67
September	52	August	71
October	15	September	61
November	17	October	82
December	39	Total	1032.5
Ø until 2/1942:	30	Ø 3/43-10/43:	80

²⁰⁷ *APMO*, D-AuI-4, segregator 22, 22a; cf. J.-C. Pressac, op. cit. (note 46), p. 224.

²⁰⁸ As a matter of fact, the coke consumption of the old double-muffle ovens in the main camp was somewhat higher than that of the new ovens in Birkenau.

²⁰⁹ Staatliches Museum Auschwitz-Birkenau (ed.), *Die Sterbebücher von Auschwitz*, Saur, Munich 1995.

this brickwork as 3,000 cremations, which at that time was 50% above the norm.²¹⁰

When we consider that the Birkenau crematories were operated and maintained by unskilled and hostile personnel, namely prisoners, we can see that the Topf estimate was a very optimistic maximum. After 3,000 cremations, the brickwork had to be replaced, which would have necessitated an expensive and time consuming overhaul of the entire crematory.

It is a fact that in the extremely detailed documentation of the Auschwitz Central Construction Office, in which practically every single nail or screw is itemized, there is nothing to suggest that the fireproof brickwork of even a single oven in the crematories at Birkenau was ever replaced!

From this we can conclude that the maximum number of cremations (46 muffles \times 3,000 = 138,000) was not exceeded.

Again, this is very nearly the number given as “natural” deaths by the authorities: the total *excluding* deaths by gassings or other acts of mass murder.²¹¹

C. Mattogno has also assessed the maximum capacity of the new crematorium of Majdanek: roughly 100 corpses per day.²¹² This is only accidentally in agreement with Leuchter’s figures for this crematorium, as he erroneously assigned fifteen muffles to this crematorium instead of five. This crematorium was in operation for merely one year between summer 1943 and summer 1944, which matches Leuchter’s data.

4.4.2. Incinerations in Open Trenches

Considering what we concluded in the above chapter, the question arises as to why the SS did not use the idle capacity of the crematories before resorting to the alternative method of open-air incinerations. After all, open-air incineration is much less effective than oven incineration for the simple reason that huge amounts of energy are lost through radiation and convection.²¹³ Air photos taken by Allied reconnaissance planes in spring and summer 1944 prove, in fact, that the claimed open-air incineration did not occur during that period of time.²¹⁴ However, there are no photos for the preceding years. Even though the air photos do not show large areas scarred by older incineration trenches,

²¹⁰ R. Jakobskötter, “Die Entwicklung der elektrischen Einäscherung bis zu dem neuen elektrisch beheizten Heißlufteinäscherungssofen in Erfurt,” *Gesundheits-Ingenieur*, 64(43) (1941), pp. 579-587, here p. 583.

²¹¹ Add to this the six muffles of the old crematorium in the main camp = max. 24,000 corpses.

²¹² See J. Graf, C. Mattogno, op. cit. (note 84), pp. 95-117, esp. pp. 100-104, 110-115.

²¹³ Cf. Carlo Mattogno, *Auschwitz: Open Air Incinerations*, Theses & Dissertations Press, Chicago, 2005; idem., “Combustion Experiments with Flesh and Animal Fat,” *The Revisionist* 2(1) (2004), pp. 64-72; see also Heinrich Köchel, “Outdoor Incineration of Livestock Carcasses,” *Inconvenient History*, 7(1) (2015); www.inconvenienthistory.com/archive/2015/volume_7/number_1/index.php.

²¹⁴ See John C. Ball, *Air Photo Evidence*, 3rd ed. Castle Hill Publishers, Uckfield 2015, pp. 97-105; G. Rudolf, *Lectures on the Holocaust*, Theses & Dissertations Press, Chicago, IL, 2005, Chapter 3.4.3. “Air Photo Evidence,” pp. 210-219.




Fig. 34: Possible sites of old mass graves of typhus victims close to the Auschwitz-Birkenau camp, as visible on allied air photos.

there is one area visible which could have been either mass graves or older, inactive incineration pits (see Fig 34.).

However, as Leuchter correctly states, the area in which the Birkenau camp was built was a swamp, where it would not have been possible to dig trenches several meters deep without hitting groundwater. Two expert studies made independently of each other did demonstrate that the groundwater level in and around Birkenau was just a few decimeters below ground level between 1941 and 1944. Any deep trenches would have quickly filled with water.¹³⁸ Even though the SS did lower the water level in the camp by means of a drainage system, this system was not completed in the area of the alleged incineration trenches of 1942/43. Both above-mentioned expert studies showed that even the drainage system which existed in 1944 was unable to lower the groundwater level in camp more than one meter below ground level.

Realistically speaking, it is quite possible that there were open-air incinerations in Birkenau in the fall of 1942. In the summer of that year, when the terrible typhus epidemic was raging, the old crematory was out of commission for several months because of massive damage to its chimney. Tens of thousands of typhus victims were probably buried in graves, which were very shallow because of the high groundwater level. The rectangular shapes on the air photos mentioned above might have been such graves. It is plausible that those typhus victims were exhumed after several weeks or months in order to avoid polluting the groundwater. Since there was no crematory in Birkenau yet and because the old crematory in the main camp was still out of commission, the authorities might have been obliged to burn them in the open.

There is a document in which the architect Walter Dejaco, who was involved in drawing up plans for the new crematories in Birkenau in 1942,²¹⁵ mentions a “visit to a special facility and discussion with SS *Standartenführer*

²¹⁵ Cf. Michael Gärtner, “Vor 25 Jahren: Ein anderer Auschwitzprozess,” *Vierteljahreshefte für freie Geschichtsforschung* 1(1)(1997), pp. 24f.

Blobel on the design of such a facility.” This “special facility” probably concerned burning corpses in the open air. Dejacó also mentions a “ball mill for substances,” which might well have referred to a device for pulverizing incompletely incinerated remains.²¹⁶

According to the *Kalendarium*, the standard chronology of Auschwitz events, which relies on eyewitness accounts, these incinerations occurred between September 21 and the end of November 1942.²¹⁷ Paul Blobel is repeatedly mentioned as the expert on open-air incinerations in the established Holocaust literature.²¹⁸ It is therefore very likely that such eyewitness descriptions have a kernel of truth to them, although these testimonies relate mostly to the burning of gas-chamber victims, which is of course a different matter. It is alleged that the gas chambers and incineration pits at the so-called Bunkers of Birkenau had already been in operation since the spring of 1942. If so, then a trip by Dejacó to inspect such “special facilities” in mid-September 1942 would have been too late. Dejacó’s visit had therefore nothing to do with alleged gassings; rather, it was triggered by the typhus epidemic.

4.5. Chemical Analysis

4.5.1. What to Expect

Great excitement was caused by a strange occurrence in a Protestant church at Wiesenfeld, Lower Bavaria, Germany, in the spring and summer of 1977. The congregation had renovated the deteriorating church at great expense during the previous year, but now they faced a disaster. Huge blue stains were found to have formed in all parts of the plastered interior of the church. The experts who had renovated the church were now called in for consultation and found themselves confronted by a riddle, which was only solved by a chemical analysis of the stained portions of the walls. The entire interior surface of the church was impregnated by Iron Blue. No explanation could be found for this in the literature. It nevertheless was possible to reconstruct the sequence of events.

A few weeks after the re-plastering of the church with a water-resistant cement mortar, the entire church had been fumigated with Zyklon B (hydrogen cyanide) to exterminate woodworms in the choir stalls. The hydrogen cyanide

²¹⁶ NO-4467; RGVA, 502-1-336, p. 69.

²¹⁷ Danuta Czech, *Kalendarium der Ereignisse des Konzentrationslagers Auschwitz-Birkenau 1939 - 1945*, Rowohlt, Reinbek 1989, p. 305.

²¹⁸ Gerald Reitlinger, *Die Endlösung. Hitlers Versuch der Ausrottung der Juden Europas 1939-1945*, Colloquium, Berlin 1961, p. 153; Ernst Klee, “Euthanasie” im NS-Staat. *Die “Vernichtung lebensunwerten Lebens,”* S. Fischer, Frankfurt/Main 1983, p. 372; Raul Hilberg, *Die Vernichtung der europäischen Juden. Die Gesamtgeschichte des Holocaust*, Olle & Wolter, Berlin 1982, p. 661; E. Kogon, H. Langbein, A. Rückerl *et al.* (eds.), *op. cit.* (note 200), p. 187; Eberhard Jäckel, Peter Longerich, Julius H. Schoeps (ed.), *Enzyklopädie des Holocaust. Die Verfolgung und Ermordung der europäischen Juden*, Argon Verlag, Berlin 1993, vol. 1, p. 10; Martin Broszat (ed.), *Kommandant in Auschwitz. Autobiographische Aufzeichnungen des Rudolf Höß*, DTV, Munich 1981, p. 162; cf. Document NO-4498b.

released by the Zyklon B did not just kill woodworm. It also reacted chemically with the plaster. The hydrogen cyanide reacted with the iron oxides contained in quantities of 1-2% in all plasters, thus forming Iron Blue, a highly stable compound well-known for centuries.²¹⁹

An almost identical case had occurred four years earlier in 1972 in the Catholic church of St. Michael in Untergriesbach, also in Bavaria, where fresh plaster also turned blue after the church had been gassed with Zyklon B to combat woodworms.²²⁰

Reports of blue pigmentation of walls resulting from fumigation with hydrogen cyanide for the destruction of vermin in areas with moist, ferrous plaster are known in technical literature, as shown by a survey published in 1995 in Germany.²²¹ The necessary prerequisite for this reaction appears to be that the fumigated plaster must be new and must exhibit high humidity. In other cases there was also damage to the structure and interior installations, but no blue stains,²²² perhaps because the plaster was old and had already set.²²³



Fig. 35: In August 1976, the Protestant church at D-96484 Meeder-Wiesenfeld was fumigated with Zyklon B. Subsequently, blue-colored stains appeared all over the plaster (see Fig. 36).

²¹⁹ G. Zimmermann (ed.), *Bauschäden Sammlung*, volume 4, Forum-Verlag, Stuttgart 1981, pp. 120f., relating to the case of building damage occurring in August 1976 in the Protestant church at D-96484 Meeder-Wiesenfeld. We wish to thank Mr. W. Lüftl, Vienna, for discovering this information, as well as Mr. K. Fischer, Hochstadt am Main, who was held liable for damages as responsible architect, and who supplied me with further details. Reproduced in: Germar Rudolf, "Wood Preservation through Fumigation with Hydrogen Cyanide: Blue Discoloration of Lime- and Cement-Based Interior Plaster," in: G. Rudolf (ed.), op. cit. (note 80), pp. 557-561 (www.vho.org/GB/Books/dth/findwood.html).

²²⁰ See www.pfarrei-untergriesbach.de/pfarrbrief11.htm.

²²¹ E. Emmerling, in: M. Petzet (ed.), *Holzschädlingsbekämpfung durch Begasung*, Arbeitshefte des Bayerischen Landesamtes für Denkmalpflege (Work Records of the Bavarian State Office for Monument Maintenance), vol. 75, Lipp-Verlag, Munich 1995, pp. 43-56.

²²² In one case, the fumigation of a church freshly painted with iron-free lime paint led to dark stains caused by the polymerization of hydrogen cyanide: D. Grosser, E. Roßmann, "Blausäuregas als bekämpfendes Holzschutzmittel für Kunstobjekte," *Holz als Roh- und Werkstoff*, 32 (1974), pp. 108-114.

²²³ Although even old plaster might turn blue on occasion: Carl Hermann Christmann, has reported the case of a farm building belonging to an 18th-century monastery; the farm building was sold to a farmer following deconsecration, and the farmer then used it as a barn. Around 1980 an investor converted the beautiful Baroque building into a luxury holiday restaurant. The existing interior plaster was repaired and painted white. After some time blue stains appeared in the white paint; the stains were identified by a consulting expert as Iron Blue. The expert assumed that the former owner must have fumigated the

However, in the many hundreds of thousands of fumigations carried out since 1920 there cannot, as a rule, have been many complications. Otherwise the procedure would have been abandoned very rapidly. The above described cases therefore were exceptions. But what exactly was it that made these cases exceptions?

During the years 1939-1945, in the camps of the Third Reich, hundreds of thousands of people – Jews, political prisoners, criminals, ‘anti-socials,’ and prisoners of war – were crammed together. To stem the raging epidemics, attempts were made, not always with great success, to kill the carriers of disease, particularly body lice. This was done in particular with hydrogen cyanide, Zyklon B, sometimes in chambers professionally designed for such purposes. Sometimes ordinary rooms were equipped for such purposes in an auxiliary manner and provisionally used for disinfestation. Many of the camps in the Third Reich were leveled at the end of the war or afterwards. In other camps the existing buildings were torn down and the building materials used for the reconstruction of the ruined cities. A few buildings, however, remain intact today. The interiors of these buildings look as in Fig. 37-44 (see also the original color pictures in the literature mentioned in the respective footnotes).

From the remarks of a Polish research team, which conducted investigations on behalf of the Auschwitz Museum, we also know that the disinfestation chamber in the Auschwitz main camp is colored a spotty blue.^{38,39} To my knowledge, only the Zyklon B disinfestation chambers of Dachau camp (DEGESCH circulation chambers) exhibit no blue pigmentation, because their walls were professionally coated with a paint impermeable to gas and water.²²⁴

It seems therefore that a blue pigmentation of masonry is not exceptional, but rather the rule, where unprotected masonry is repeatedly exposed to hydrogen cyanide over long periods. The large-scale, long-term use of hydrogen cyanide for vermin control in disinfestation chambers only began with the onset of the Second World War. And with the dissolution of the National Socialist prisoner camps, the confiscation of the corporation having manufactured and marketed Zyklon B (the DEGESCH was a subdivision of the *I.G. Farbenindustrie AG*), and the invention of DDT and other pesticides at the




Fig. 36: Inky blue stains on the plaster of a church fumigated with hydrogen cyanide.

building with hydrogen cyanide between 1920 and 1940, which then caused the stains 40-50 years later. Personal communication from C.H. Christmann according to his recollection on July 13, 1999.

²²⁴ Since Dachau's new hygiene building was finished shortly before war's end, it is unknown whether and to what degree these devices have been used in the first place.



Fig. 37: Blue staining of the interior northwest room in the Zyklon B disinfestation wing of BW 5a in the Birkenau camp. (© Karl Philipp²²⁵)



Fig. 38: Blue staining of the exterior southwest wall of the Zyklon B disinfestation wing of BW 5b in the Birkenau camp. (© Karl Philipp²²⁵)



Fig. 39: Blue staining of the Zyklon B disinfestation installation, Chamber III of Barrack 41 in Majdanek Camp. (© C. Mattogno²²⁶)



Fig. 40: Blue staining of the Zyklon B disinfestation installation, east wall of Chamber III of Barrack 41 in Majdanek Camp. (© C. Mattogno²²⁶)

end of World War II, this large-scale use of hydrogen cyanide ended just as abruptly. No one cared about any ‘instances of building damage’ having occurred in the former National Socialist disinfestation chambers in this period. The question never arose in the literature... until Fred Leuchter came along.

Relying on the results of my expert report, I will briefly summarize what the conditions are that support the formation of long-term-stable iron cyanides of the Iron Blue type:

- fresh mortar or concrete
- high humidity
- low temperature (above freezing point)
- high amount of cement rather than lime in plaster
- high concentration of HCN used
- long and repeated exposure of the walls to HCN

Let us now compare the conditions that (allegedly) prevailed during the claimed homicidal gassings in the buildings at Auschwitz and Birkenau.

Crematories IV and V as well as the so-called Bunkers in Birkenau had neither heating facilities nor a ventilation system. Their walls were made of

²²⁵ G. Rudolf, *The Rudolf Report*, op. cit. (note 71), color section.

²²⁶ Taken from the book by Jürgen Graf, Carlo Mattogno, op. cit. (note 84), photos XIII, XIV, XIX; see also the photo in Michael Berenbaum, *The World Must Know*, Little, Brown & Co., Boston 1993, p. 138.



Fig. 41: Blue staining of the large Zyklon B disinfestation chamber, ceiling, Barrack 41 in Majdanek Camp. (© C. Mattogno²²⁶)



Fig. 42: Blue staining of the Zyklon B disinfestation installation, Chambers II and III (exterior wall), of Barrack 41 in Majdanek Camp. (© Carlo Mattogno²²⁷)




Fig. 43: Blue staining of the Zyklon B disinfestation chamber in Stutthof Camp, interior view taken from the south door. (© Carlo Mattogno²²⁸)




Fig. 44: Blue staining of the Zyklon B disinfestation chamber in Stutthof Camp, east side, exterior. (© Carlo Mattogno²²⁸)

bricks and mortar, their floors of concrete or cement. Whereas the crematories were newly erected, the Bunkers were old farm houses. To achieve the claimed rapid executions, large amounts of Zyklon B had to be applied similar to disinfestation gassings. Since the Zyklon B could not be removed after the gassing, it would have kept releasing the gas for at least an hour. Ventilation through the doors would have taken many hours, if not days, depending on wind and ambient temperature. Hence, these conditions resemble those of makeshift delousing chambers with poor ventilation systems, which all developed intense blue staining. We therefore would expect similar staining in the newly built crematories, but much less, if any, in the old farm houses.

Crematory I in Auschwitz was an old building. Its walls were made of bricks and mortar, floor and ceiling of concrete. The ventilation system was a makeshift solution designed for a morgue. Here, too, the Zyklon B once applied could not be removed. Successful ventilation would have taken several

²²⁷ Taken from G. Rudolf, *Dissecting the Holocaust*, op. cit. (note 80), color page, with kind permission of Carlo Mattogno.

²²⁸ Taken from the book by Carlo Mattogno, Jürgen Graf, *Concentration Camp Stutthof*, Theses & Dissertations Press, Chicago, IL, 2003, photos 13 & 14 (www.vho.org/GB/Books/ccs).

Table 12: Comparison between Bavarian church,²¹⁹ crematory morgues and disinfestation chambers

LOCATION PROPERTY	PLASTERING OF CHURCH	CREMATORIUM II/III MORGUE 1	DISINFESTATION BW 5A/B
Iron Content	> 1 Weight-%	1-2 Weight -%	0.5-5 Weight-%
Type of plaster	Lime + Cement	Cement (+lime?)	Lime
Alkalinity	Medium-term high	Medium-to-long-term high	Short-term high
Moisture	Moderately high (hydrophobic plaster, cool, moist church)	High (unheated cellar below groundwater table, condensing sweat*)	Moderate (exterior wall) to low (interior room) (heated room)
Time elapsed between plastering and fumigation	A few weeks	Between a few weeks and three months*	(a few weeks?)
Number of fumigations	1, lasting for more than a day	Allegedly $\geq 400^*$, each time at least one hour	Probably < 400, in each case many hours
Proof of cyanide	Positive	Negative	Positive (0.1-1 weight-%)

* = assuming the correctness of the alleged mass gassing scenarios

hours. Due to the closeness of the morgue to the furnace room, it must be assumed that its air temperature was rather high. Since the exterior walls were covered with soil from the outside, the temperature of the walls would have been considerably lower than the temperature of the room's air, resulting in condensation of water on that wall. It therefore was probably quite moist and liable to accumulate HCN. Since the plaster was old, though, it was probably not prone to develop large amounts of iron cyanides, if any.

The rooms in question within Crematories II and III in Birkenau were unheated underground morgues, freshly erected with walls made of brick and cement mortar, and the floor, pillars, and ceiling made of concrete. The chemical and physical conditions here were almost perfect for the accumulation of HCN and its conversion to long-term-stable iron cyanides: freshly made, cool, moist, long-term-alkaline material. The tendency to accumulate and convert HCN was actually many times higher here than in the disinfestation buildings depicted above, where such chemical reactions did take place. The only factor that counteracted this higher tendency was the ventilation system, which reduced the amount of time the walls were exposed to HCN considerably. Yet it would have at best been able to balance the higher chemical and physical probability of forming Iron Blue, so that we would have to expect similar residues in the alleged homicidal gas chambers of Crematoria II and III as we find in delousing chambers; see Table 12.

4.5.2. Results of Analyses

Let us now have a second look at the results of various chemical analyses. The first, white block in Table 14 (p. 119) reports samples from buildings, or ruins of buildings, where it is claimed that homicidal gassings took place.

Table 13: Orders of magnitude of analytical results of various samples, in mg CN⁻/kg

Author:	Markiewicz <i>et al.</i>	Leuchter	Rudolf	Ball
Results from:	Cyanide without iron cyanide	———— Total cyanide ————		
delousing chambers	0-0.8	1,025	1,000-13,000	2,780-3,170
'gas chambers'	0-0.6	0-8	0-7	0-1.2

The second block, which is beneath it and shaded in gray, reports samples from walls of Zyklon B delousing chambers. The third block, which is white, reports samples from other walls or buildings, which had nothing to do with either homicidal chambers or delousing chambers.

As we can see, the concentrations in the delousing chambers are a thousand times those in the alleged homicidal gas chambers.

A series of analyses was also conducted by a Polish research team of the Jan Sehn Institute for Forensic Research in Krakow in the early 1990s.²²⁹ Many people, both experts and laymen, rely upon their findings. These scientists, however, intentionally tested their samples with analytical methods that were *unable* to detect stable iron cyanide compounds, that is, the only compounds that can be expected to be found after 50 years. It can therefore be no surprise that the Jan Sehn team did not detect any significant cyanide residues in any of their samples (see Table 13).

In a separate study I have shown in detail that these results are worthless because of this, and I also demonstrated that the Jan Sehn team committed this fraud for political purposes.²³⁰ They were appointed for the purpose of establishing that similar amounts of cyanide compounds are to be found in both delousing chambers and gas chambers. Since the proper analytical method does not yield such a result, they simply chose a method that would detect next to nothing in any sample. Having doctored their method to obtain equal results for all their samples, the Poles happily announced that similar results prove similar history: if both homicidal gas chambers and delousing chambers showed extremely low levels of unstable cyanides, this proves that they both were exposed to the poison Zyklon B in a similar manner. This conclusion is itself logically unsupported.

4.5.3. Interpretation of Analytical Results

The fact is that the results of samples taken from alleged homicidal chambers are not zero. However, the traces of cyanide found there can also be found in samples taken from locations that were either only occasionally exposed to Zyklon B, such as prisoner barracks, or never at all, such as the Bavarian farmhouse or the washroom in Crematory I.

²²⁹ J. Markiewicz *et al.*, *op. cit.* (note 38, 39).

²³⁰ Cf. works cited in note 40.

If such minute traces are proof of homicidal gassing, does that mean there were other “Auschwitzes” we don’t know about, like in a collapsed Bavarian farmhouse, from which I took a sample just to have a comparison? This is of course not likely.

Also, my attempts to reproduce some of these low test results did not succeed (see Rudolf Samples 3 and 8).

The background of this uncertainty is that we are dealing with solid samples. The analytical method used to test the samples had been developed for liquid samples like those taken from industrial waste waters. Solid samples behave differently, in that they bring in many insoluble compounds, which can disturb the analysis. Also, high amounts of carbonates – a major ingredient of all mortar, cement, and concrete – disturb the analysis as well, because the analytical method chosen converts carbonates into carbon dioxide and transports it along with HCN into the test tube, where it changes the optical characteristics of the liquid then tested for cyanide with an optical method.

In other words: test results of solid samples – in particular wall samples – are much less precise than those of liquid samples. For this reason, detection levels for solid samples are usually set much higher than for liquid samples.

This in turn means that results under 10 mg of cyanide in 1 kg of sample material are considered unreliable in these cases. Test results under 10 mg/kg should therefore be considered “insignificant,” if not “zero.”

To make a long story short: Chemical tests show that there are *no significant cyanide residues* in the alleged homicidal gas chambers, although we would have to expect huge amounts if the eyewitness claims were true.

And that is the end of the line.

Table 14: Cyanide concentrations in the walls of alleged homicidal gas chambers and delousing chambers at Auschwitz/Birkenau

No.	Location	Sampler	c[CN ⁻] mg/kg
1-7	Crematory II, Mortuary 1 ('gas chamber')	Leuchter	0.0
8	Crematory III, Mortuary 1 ('gas chamber')	Leuchter	1.9
9	Crematory III, Mortuary 1 ('gas chamber')	Leuchter	6.7
10,11	Crematory III, mortuary 1 ('gas chamber')	Leuchter	0.0
13,14	Crematory IV, remnants of foundation wall	Leuchter	0.0
15	Crematory IV, remnants of foundation wall	Leuchter	2.3
16	Crematory IV, remnants of foundation wall	Leuchter	1.4
17-19	Crematory IV, remnants of foundation wall	Leuchter	0.0
20	Crematory IV, remnants of foundation wall	Leuchter	1.4
21	Crematory V, remnants of foundation wall	Leuchter	4.4
22	Crematory V, remnants of foundation wall	Leuchter	1.7
23,24	Crematory V, remnants of foundation wall	Leuchter	0.0
25	Crematory I, mortuary ('gas chamber')	Leuchter	3.8
26	Crematory I, mortuary ('gas chamber')	Leuchter	1.3
27	Crematory I, mortuary ('gas chamber')	Leuchter	1.4
29	Crematory I, mortuary ('gas chamber')	Leuchter	7.9
30	Crematory I, mortuary ('gas chamber')	Leuchter	1.1
31	Crematory I, mortuary ('gas chamber')	Leuchter	0.0
1	Crematory II, Mortuary 1 ('gas chamber')	Rudolf	7.2
2	Crematory II, Mortuary 1 ('gas chamber')	Rudolf	0.6
3	Crematory II, Mortuary 1 ('gas chamber')	Rudolf	6.7/0.0
3	Crematory II, Mortuary 1 ('gas chamber')	Ball	0.4
4	Crematory III, Mortuary 1 ('gas chamber')	Ball	1.2
5	White Farm House, remnants of foundation	Ball	0.07
6	Crematory V, remnants of foundation wall	Ball	0.1
32	Delousing Room B1a BW 5a, inside	Leuchter	1,050.0
9	Delousing Room B1a BW 5a, inside	Rudolf	11,000.0
11	Delousing Room B1a BW 5a, inside	Rudolf	2,640.0/1,430.0
12	Delousing Room B1a BW 5a, inside	Rudolf	2,900.0
13	Delousing Room B1a BW 5a, inside	Rudolf	3,000.0
14	Delousing Room B1a BW 5a, outside	Rudolf	1,035.0
15a	Delousing Room B1a BW 5a, outside	Rudolf	1,560.0
15c	Delousing Room B1a BW 5a, outside	Rudolf	2,400.0
16	Delousing Room B1b BW 5b, outside	Rudolf	10,000.0
17	Delousing Room B1b BW 5b, inside	Rudolf	13,500.0
18	Delousing Room B1b BW 5a, wood from door jamb	Rudolf	7,150.0
19a	Delousing Room B1b BW 5b, inside	Rudolf	1,860.0
19b	Delousing Room B1b BW 5b, inside	Rudolf	3,880.0
20	Delousing Room B1b BW 5a, inside	Rudolf	7,850.0
22	Delousing Room B1b BW 5a, inside	Rudolf	4,530.0
1	Delousing Room B1b BW 5b, inside and outside	Ball	3,170.0
2	Delousing Room B1b BW 5a, inside and outside	Ball	2,780.0
28	Crematory I, Washroom	Leuchter	1.3
5	Inmate barracks	Rudolf	0.6
6	Inmate barracks	Rudolf	<0.1
7	Inmate barracks	Rudolf	0.3
8	Inmate barracks	Rudolf	2.7/0.0
23	Inmate barracks	Rudolf	0.3
24	Inmate barracks	Rudolf	0.1
25	Untreated brick from collapsed Bavarian Farmhouse	Rudolf	9.6/9.6

Concentrations are in mg of cyanide (CN⁻) per kg of building material (brick, mortar, concrete, plaster). Cyanide values of less than 10 mg/kg are uncertain, samples returning values of less than 1-2 mg are considered cyanide-free. If two values are given, the second value gives the result of a control analysis performed by a different company and a slightly different method.

The Second Leuchter Report

FRED LEUCHTER & ROBERT FAURISSON

1. Foreword

Fred A. Leuchter is a 46-year-old engineer who lives in Boston. He is a specialist in planning and building execution facilities for American penitentiaries. One of his achievements was the modernization of the execution gas chamber in the penitentiary at Jefferson City, Missouri.

Ernst Zündel is a 50-year-old German who lives in Toronto, where he had a brilliant career as a graphic artist and advertising man, until he was boycotted because of his Revisionist opinions. Since then, he has spent almost all his time struggling against lies about the “Holocaust.” I have helped him in this struggle, especially during the two trials which a Canadian Jewish organization initiated against him in 1985 and 1988.

Zündel’s first trial lasted seven weeks and ended with his being sentenced to 15 months in prison for “publication of false news.”²³¹ The verdict was thrown out on appeal because of serious errors made by District Court Judge Hugh Locke.

The second trial lasted four months. This time Ernst Zündel was sentenced to nine months in prison by District Court Judge Ron Thomas.²³² This second verdict, too, may eventually be successfully appealed on the same grounds.

In 1988, Ernst Zündel asked Fred Leuchter to visit Poland to examine “the alleged execution gas chambers” in the three concentration camps at Auschwitz, Birkenau and Majdanek. The conclusion of the first Leuchter Report was quite clear: no such gas chambers ever existed in those three places.

In 1989, he asked Leuchter to visit West Germany and Austria to examine “the alleged execution gas chambers” at Dachau, Mauthausen and Hartheim Castle. The conclusion of the second report, as you will read below, is just as clear: no such gas chambers ever existed in those three places.

²³¹ Editor’s remark: cf. Michael Hoffmann II., *The Great Holocaust Trial*, 3rd ed., Wiswell Ruffin House, Dresden, NY, 1995.

²³² Editor’s remark: cf. Barbara Kulaszka, *Did Six Million Really Die? Report of the Evidence in the Canadian ‘False News’ Trial of Ernst Zündel – 1988*, Samisdat Publishers, Toronto 1992 (www.zundel.org/archive/english/dsmrd/dsmrdtoc.html; www.vho.org/aaargh/fran/livres3/KULA.pdf); Robert Lenski, *The Holocaust on Trial: The Case of Ernst Zündel*, Reporter Press, Decatur 1990.

People have called revisionism “the great intellectual adventure of the late twentieth century.” That adventure really began shortly after the Second World War with the publication of the works of Maurice Bardéche²³³ and Paul Rassinier.²³⁴ It continued in 1976 with a masterful work *The Hoax of the Twentieth Century*, by Dr. Arthur Butz of the United States,²³⁵ and in 1979 with the publication in Germany of Dr. Wilhelm Stäglich’s book, *Der Auschwitz Mythos*,²³⁶ and the creation of the Institute for Historical Review in Los Angeles.²³⁷

During the 1980s, thanks in particular to the activities of Ernst Zündel, revisionism worldwide has developed to such an extent that future historians will probably speak of revisionism before and after Zündel. In a way, these politically motivated trials – which are a disgrace to Canada – will change everything. Zündel promised in 1985 that his trial, even if he were to lose, would put the Nuremberg Trial on trial, and that the slanderers of Germany would meet their “Stalingrad” there. He was right.

1.1. Before Ernst Zündel

Before Ernst Zündel, Germany’s accusers never gave a thought to proving the existence of the “gas chambers.” They treated their existence as “proven.”

According to Exterminationist Serge Klarsfeld:

“It is clear that during the years after 1945 the technical aspects of the gas chambers were a subject that was neglected since no one imagined that someday we would have to prove their existence.” (*Le Monde Juif*, January-March, 1987, p. 1)

At the Nuremberg trials, the Eichmann trial in Jerusalem, and the Frankfurt trial as well as at many other famous trials, including the Klaus Barbie trial in 1987, there was no attempt to prove this horrible accusation, which has so long weighed on the vanquished German nation. These judicial travesties were similar to the witchcraft trials, in which the accused and their defense lawyers did not question the existence of the Devil and his supernatural doings. In these modern witchcraft trials, it has been taboo to question the existence of “the gas chambers” and their supernatural accomplishments, which defy all laws of physics and chemistry.

²³³ Editor’s remark: *Nuremberg ou la Terre Promise*, Les Sept Couleurs, Paris, 1948 (www.vho.org/dl/FRA/ntp.pdf); *Nuremberg II ou les Faux-Monnayeurs*, *ibid.* 1950 (www.vho.org/dl/FRA/nfm.pdf).

²³⁴ Editor’s remark: Paul Rassinier, *Debunking the Genocide Myth*, The Noontide Press, Torrance, CA, 1978; Paul Rassinier, *The Holocaust Story and the Lies of Ulysses*, 2nd ed., Institute for Historical Review, New Port Beach 1990; *The Real Eichman Trial*, Institute for Historical Review, Torrance, 1976.

²³⁵ Editor’s remark: Fourth edition: Castle Hill Publishers, Uckfield 2015.

²³⁶ Editor’s remark: Engl. edition: *The Auschwitz Myth: A Judge Looks at the Evidence*, Institute for Historical Review, Newport Beach, CA 1986; 3rd ed: Castle Hill Publishers, Uckfield 2015..

²³⁷ Editor’s remark: see www.ihr.org.

Even Klaus Barbie's French defense attorney, Jacques Vergés, in spite of his courage, refrained from asking for even the slightest proof of the existence of the "gas chambers," to which Klaus Barbie allegedly sent the Jewish children from their refuge in the town of Izieu, near Lyons.

In all these trials of so-called "war crimes" or "crimes against humanity," the supposedly civilized nations have ignored the elementary rules of criminal law for nearly a half century.

To understand what I mean, let us take, for example, a crime committed in France. Let's suppose that in this case there is a weapon, a body, and a killer (or presumed killer). Normally the French court would demand four routine reports:

1. A report of on-site forensic examination of the body and any suspect item;
2. A technical study of the weapon used to commit the crime;
3. An autopsy report on the victim, showing how and by what means its death occurred;
4. A report on the reenactment or simulation of the crime, in the presence of the accused, at the scene of the crime.

Even if the defendant has confessed, the judges never decide that further investigations need not be carried out; a confession, to have much judicial value, must be *verified* and *confirmed*.

In nearly half a century, however, no one has ever met these elementary standards, in a case which involves not just an ordinary crime perpetrated by a single person with an ordinary weapon (whether blade or bullet), but a supposedly unprecedented crime committed against millions of people with an extraordinary weapon that no judge had ever seen before: a "super gas chamber" for thousands of victims, a virtual mass-production chemical slaughterhouse!

The first trials of Germans accused of having used "gas chambers" or "gas vans" to kill people began in 1943 in the Soviet Union (trials of Kharkov and Krasnodar). They continue to this day, especially in Israel with the Demjanjuk trial.²³⁸ Today, after 47 years of such trials we still do not have:

1. A single on-site forensic examination of "gassed" bodies or "gas chambers" or "gas vans";
2. A single expert report concluding that a given room or a given van was used for homicidal gassing;
3. A single autopsy report concluding that the victim had been killed by any type of poison gas;

²³⁸ Editor's remark: cf. Yoram Sheftel, *The Demjanjuk Affair. The Rise and Fall of the Show Trial*, Victor Gollancz, London 1994.

4. A single report on the re-enactment or simulation of a gassing operation, using the thousands of victims claimed and the steps taken, and taking into account the dangerous chemicals involved.

In the course of the trial concerning the Struthof-Natzweiler camp, in Alsace, an expert study was in fact made of the “gas chamber” and of the “gassed” bodies (kept at the civilian hospital in Strasbourg), but in each case, Professor René Fabre, a toxicologist, found no traces of gas. As regards Dachau, there was in fact a kind of expert report carried out by Captain Fribourg, of the French army, but although the report concluded that it would be necessary to examine the room provisionally called the “gas chamber,” no such examination was carried out.

During his preliminary investigation in the trial of Rudolf Höss and other Auschwitz officials, examining magistrate Jan Sehn ordered the Institute for Forensic Examination, Copernic Street, Krakow, to test six zinc closures allegedly obtained from ventilation openings said to have been part of the “gas chamber” of Krematorium II in Birkenau, and also 25.5 Kilos of hair with metallic items in them. Traces of hydrocyanic acid and its compounds were found (expert reports by Dr. Jan Z. Robel, dated December 15, 1945).

There is nothing out of the ordinary in this. The Germans made frequent use of hydrocyanic acid, in the form of Zyklon B for the disinfection of premises, clothing, and personal effects. In Poland, as well as throughout wartime Europe, hair was collected, even in commercial barber shops, for use in clothing (after it was disinfected). What is paradoxical is that, despite having a forensic institute at its disposal, it appears that the Polish justice system never undertook basic, thorough research into the rooms alleged to be “execution gas chambers.” (See R. Faurisson, “Response to a Paper Historian,” *The Journal of Historical Review*, Spring 1986, p. 37)²³⁹

On-site visits by the courts took place during certain trials, notably the Frankfurt trial (1963-65). The scandal is that parts of the Auschwitz camp were viewed by the visiting official party, but not the supposed “gas chambers,” in spite of the fact that they were there, either in their original condition (as claimed to this day by Polish Communist officials and publications) or in ruins, from which much could be determined (see Dr. Wilhelm Stäglich, *The Auschwitz Myth*, Institute for Historical Review, 1986).

A reenactment, which is by definition a simulation, would have been easy to carry out at Birkenau. It would have immediately shown the foolishness of the gassing accusations. Filmmakers sometimes shoot Hollywood-style “docudramas” at Birkenau, claiming to re-create the arrival of the Jewish convoys on the ramp at Birkenau, near the two crematory buildings that were each

²³⁹ Editor’s remark: see www.ihr.org/jhr/volumeindex or www.codoh.com/library/categories/1206 for a collection of papers published in the *Journal of Historical Review*.

supposed to contain (1) a changing room where the victims would take off their clothes; (2) a homicidal gas chamber; (3) a room containing five crematory ovens with three retorts each. We are told that each group of victims numbered some 2,000 people and there were several such groups burned each day in each crematory. We can see from the size of the buildings and the arrangement of the surrounding areas that any re-enactment would immediately result in fantastic bottlenecks. The overcrowding at the crematories would be spectacular. Decomposing, rotting bodies would pile up all over the areas. Assuming that it took one and a half hours (the average funeral-industry time) to incinerate one body, it follows that after one and a half hours had passed we would find ourselves with the original 2,000 bodies minus the 15 that had been burned, still leaving 1,985 bodies with no place for storage before burning! The “machinery of death” would break down with the first gassing. It would take eight days and eight nights to incinerate 2,000 bodies, assuming continuous operation of the crematoriums. According to cremation experts and crematory operating manuals, however, no crematory can operate continuously, day and night.

Let’s talk about the witnesses who testified at these trials. In all of them, persons have come forward to offer themselves as living witnesses to the “Holocaust” and to the “gas chambers.” How did they, according to their own stories, escape the gas chambers? The answer was very simple: every one of them had benefited from a miracle. As each survivor passed through one so-called “death camp” after another, he considered his life a sum of miracles. The members of the “Sonderkommandos” broke all records. According to their stories, the Germans usually gassed the personnel of these units every three months, which means that two years spent at Auschwitz and Birkenau would mean a total of seven or eight consecutive miracles for those champions at surviving. Only rarely have the lawyers or judges at such trials dared to betray their surprise at so many miracles.

The Olympic champion of gas-chamber survivors, Filip Müller, the immortal author of *Eyewitness Auschwitz: Three Years in the Gas Chambers*, had some problems with this question at the Frankfurt trial, but he found the perfect answer: he disdainfully explained that the story about the regular liquidation of the “Sonderkommando” was merely a legend. The extent to which the general public, historians, and judges let themselves be bamboozled by these supposed witnesses to the “Holocaust” is disturbing.

Simone Veil, former French Minister and head of the European Parliament, often offers herself as a living witness to, and as living proof of, the extermination of the Jews at Auschwitz. If she is living proof of anything, it is that the Germans did not exterminate the Jews at Auschwitz. Simone Veil, her mother and one of her sisters were always together: at Drancy (a French transit camp),

at Auschwitz, at Bobrek (a sub-camp of Auschwitz), and at Bergen-Belsen. In the last camp they contracted typhus, usually considered a deadly disease at that time. Veil's mother died there. Like her two daughters, she too had survived Auschwitz. Another daughter survived Ravensbrück.

Personally, I do not consider anyone an "eyewitness" unless he or she successfully passes the test of being cross-examined about *the physical aspects of the facts which he or she reports*.

Please read what I say here carefully: in no trial has a supposed witness to the "gassings" been cross-examined about the physical aspects of the gassing he said he had seen or participated in. Even in the trial of Tesch and Weinbacher, sentenced to death and executed for having made or sold Zyklon B, prosecution witness Charles Sigismund Bendel, on whose testimony the two were largely condemned, did not undergo such a cross-examination (see William Lindsey, "Zyklon B. Auschwitz and the Trial of Dr. Bruno Tesch," *The Journal of Historical Review*, Fall 1983, pp. 10-23). As a matter of principle and as a defense tactic, lawyers for the accused have avoided the taboo of the "gas chambers" by limiting themselves to saying that, while gas chambers existed, their clients did not gas anyone.

1.2. After Ernst Zündel

With the arrival of Ernst Zündel the veil of trickery was torn asunder. Zündel had the daring not to let himself be intimidated. He showed that indeed, the emperor had no clothes. He confounded the rascals with his direct, non-nonsense approach. Consequently, the prosecution's experts and witnesses suffered a severe defeat at his trial. And Ernst Zündel, moving to the counter-offensive, taught historians and judges a superb lesson. He showed them what they ought to have done all along. They should have, in a sense, begun with the beginning, which, as we all know, is sometimes very difficult to do. Trying first and foremost to establish what had taken place physically, Ernst Zündel, at his own expense, sent a U.S. expert on execution gas chambers, along with his team, to Poland. This expert, Fred Leuchter, took samples from the ground, the walls, and the floors of the alleged gas chambers and then had them analyzed by an American laboratory.

I have described elsewhere how the experts and witnesses for the prosecution were routed during the 1985 and 1988 Toronto trials (see Robert Faurisson, "The Zündel Trials (1985 and 1988)," *The Journal of Historical Review*, Winter 1988-89, pp. 417-431). I am not going to return to that subject. I would only like to make it clear that this is not simply my subjective judgment. The proof that I am telling the truth is that, at the 1988 trial, Exterminationism's number one expert, Raul Hilberg, the "pope" of the Holocaust Legend, re-

fused to testify again, since he still had painful memories of his defeat in 1985 at the hands of Zündel's defense attorney, Douglas Christie. He said as much in a letter to Prosecutor John Pearson, a letter which was supposed to have remained confidential but which the defense learned of and caused to be made public. Nor did Dr. Rudolf Vrba, and other star witnesses of the 1985 trial return for the 1988 trial either. Prosecutor Pearson, asked by Judge Ron Thomas whether any "survivors" would testify, had to respond pitifully (I was present) that at this time they would not.

Out of my pity for them, I will not refer here (as I have already done in the above-mentioned article) to the statements made in 1988 by Red Cross representative Charles Biedermann, an apparently honest and intelligent man who nevertheless frequently gave evasive and misleading answers, and by Professor Christopher Browning, who gave a distressing display of what an American university professor can be like: an ignoramus of boundless naiveté, a lover of money and a man without scruples. In him, we had a university professor who accepted \$150 an hour from the Canadian taxpayer to come to Toronto to crush a man – Ernst Zündel – because of an opinion and to help throw him in prison: the crime of this man was that he had published in Canada a 14-year-old essay which had been freely distributed in Great Britain and in Browning's own country.

To me, one of the principal results of the first Leuchter Report was just that it made one simple fact strikingly clear: that no forensic expert study of the "weapon" used to carry out the "Holocaust" crime had previously been done. Since his report was made public, in April of 1988, Leuchter has not found a single person, including those who have shown their anger about his findings, who could refute his report with any other report that had previously been drawn up. As regards those who would criticize some parts of the Leuchter Report, I invite them to make their own investigation and get their own laboratory reports.

There still remains one solution outlined by Fred Leuchter himself in his paper given in Los Angeles in February 1989 during the Ninth International Conference of the Institute for Historical Review: the establishment of an international committee of experts on the problem of the gas chambers. As early as 1982, French historian Henri Amouroux, with whom I had discussed my research, confided to me that he hoped for such a solution. He told me in so many words that what he wanted was an "international" commission, "definitely not a national" commission, since the French seem incapable of any open-mindedness on the question of the gas chambers.

The Polish authorities, unless they develop a sudden appetite for *glasnost*, will oppose with all their strength any inquiry of that kind, just as they oppose all normal access to the archives of the State Museum of Auschwitz, especial-

ly to the death registers (*Sterbebücher*), left behind by the Germans, which would give us an idea of the real number of those who died at Auschwitz and the cause of their deaths. In 1987, Tadeusz Iwaszko, the director of the Archives in the Auschwitz Museum, told French journalist Michel Folco (in the presence of pharmacist Jean-Claude Pressac, one of Serge Klarsfeld's friends) that, "If we were to carry out excavations that did not uncover any proof of the existence of the gas chambers, the Jews would accuse us other Poles of having suppressed the evidence." (Note: *On August 8, 1989, Ernst Zündel wrote to Soviet leader Mikhail Gorbachev, informing him that he had received confirmation of the capture of the Auschwitz death registers by the Soviet Union from the cross-examination of Red Cross delegate Charles Biedermann. He requested access to the registers and suggested that it would be a gesture of good will if the registers were released. In what was perhaps a happy coincidence, the Soviet Union released the register one and a half months later.*)

1.3. The Second Leuchter Report

It is likely that the first Leuchter Report will for a long time remain the last word about the gas chambers at Auschwitz, Birkenau and Majdanek. As a pioneering effort, it opened a particularly fertile field of research for others to follow and expand upon.

The second Leuchter Report, 1989, is also a pioneering work, this time on the question of the alleged gas chambers at Dachau, Mauthausen and Hartheim.

I did not accompany Leuchter and his team to Auschwitz, Birkenau, and Majdanek, but I had thought since 1977 that the American gas chambers which use cyanide gas had to be studied to know the absurdity of the alleged German gas chambers which allegedly used Zyklon B, an insecticide whose base is hydrocyanic acid. I hoped, without really believing it, that some day an expert on the American gas chambers would visit Auschwitz and carry out the kind of physical and chemical study that ought to have been carried out by any honest judicial or historical inquiry.

In 1979, at the time of the first international conference of the Institute for Historical Review, I myself mentioned that idea to several people, especially to Ernst Zündel. In the years that followed, I abandoned all hope. I must say that even among some revisionists I did not find very much interest in my idea. Perhaps it appeared too bold or too unrealistic. But Ernst Zündel abandoned neither the idea, nor the hope of succeeding. In the preface to the first Leuchter Report, I told how, thanks to Ernst Zündel and to Canadian attorney Barbara Kulaszka, I was able to meet Fred Leuchter in Boston, and how the expedition to Poland was organized.

For the expedition into West Germany and Austria, I was part of the Leuchter team. In the report that you are about to read, Fred Leuchter gives us all the important information about the members of that team and about the nature and result of his mission.

1.3.1. Dachau

From 1945 to 1960, Allied propaganda and the Allied courts told us that homicidal gas chambers had been used at Dachau, Mauthausen and Hartheim. Apparently, there was no lack of evidence, of witnesses and of confessions to that fact.

They especially emphasized the Dachau “gas chamber” and its victims. American propaganda was so fulminant that, if there is any country in the world today where the “gassings” at Dachau are considered to be as well proven as the existence of the pyramids in Egypt, it is the U.S.A.

One of the decisive days at the Nuremberg show trial was that on which the prosecution exhibited a film about the German concentration camps. The ultimate horror came with a view of the “gas chamber” at Dachau. The narrator explained the functioning of the machinery which supposedly gassed “probably a hundred men at one time.” We cannot overemphasize how much that film on “Nazi Concentration Camps” – 6,000 feet selected from the 80,000 feet that had been shot – captured and influenced the popular imagination, including most of the German defendants.

It is likely that the two events which most helped to stir up public opinion against the vanquished Germans were first the showing of that film and second the sort of public confession of Rudolf Höss, “the Commandant of Auschwitz,” made before the tribunal. Today we know that his confession was “dictated.” The substance of it flowed from the sick imagination of a British Jew who was one of the men who tortured Höss after his capture (see R. Faurisson, “How the British Obtained the Confessions of Rudolf Höss,” *The Journal of Historical Review*, Winter, 1986-1987, pp. 389-403).

But the story of the Dachau “gassings” was also made up out of thin air. We had to wait until 1960 for the liars to admit it.

On August 19, 1960, in *Die Zeit*, the notorious Martin Broszat admitted that there had never been any homicidal gassings at Dachau. Two years earlier this same historian, to his everlasting shame, had published the “confession” of Rudolf Höss, supposedly written in prison after Höss was turned over to the Polish Communists by the British. In so doing, he had presented it as genuine and trustworthy, yet these “confessions” were essentially the same confessions obtained by the British, and were nothing more than a re-organized and expanded version of the British inventions, with a bit of a Polish flavor added!

(In 1972, Martin Broszat became the director of the Institute for Contemporary History in Munich.)

Today, every visitor to the “gas chamber” at Dachau can read on a mobile panel the following statement in five languages:²⁴⁰

“*GAS CHAMBER – disguised as a ‘shower room’ – never used as a gas chamber.*”

Since the panel is mobile, the film makers who sensationalize evil, as well as other professional liars, can roll it out of view and film or photograph the room from all angles while persisting in saying that it was a gas chamber that was actually used to gas prisoners.

I am amazed at the cynicism of the officials of the Dachau Museum and the naiveté of the museum’s visitors. The words on the panel are not based on reality. In 1980, in my *Mémoire en défense contre ceux qui m’accusent de falsifier l’histoire* (1980, pp. 197-222), I think I illustrated this point. I recounted how I completely embarrassed Barbara Distel, the director of the Museum, and the late Dr. Guerisse, then president of the International Dachau Committee, headquartered in Brussels, by asking them why they called this room a “gas chamber.” When people asked these two how it came to pass that the Germans did not find the time to finish this little “gas chamber” that they began in 1942, they said that the prisoners employed to construct it either sabotaged it or refused to work on it.

But how could the prisoners, unable to have seen something that had never existed anywhere in the world (a gas chamber for 100 people at a time), know from the outset of their work that once the work was completed, they would have constructed a homicidal gas chamber? Do we have here yet another miracle, one of divination and mental telepathy? Did successive prisoner work details pass on the word about this for three years? Would the Germans have given the prisoners an ultra-secret mission, to construct a lethal gas chamber for Dachau inmates, without being concerned about their carrying it out?

Furthermore, how did Barbara Distel and Dr. Guerisse know that the room was an uncompleted gas chamber? Can they explain to us what needs to be added to the “uncompleted” little gas chamber in order to complete it? Where did they get their technical information? Do they have building plans for “gas chambers” in their archives? Have they already seen some “completed” gas chambers? Where and when?

At the time of our visit to Dachau on April 9, 1989, Fred Leuchter, a staff member of the Institute for Historical Review and I were videotaped by cameraman Eugen Ernst, first in the “gas chamber,” and then, after leaving it, on a sort of parade ground outside. It was on this parade ground that we decided to record our comments about the visit. The tourists who had just visited the

²⁴⁰ Editor’s remark: This panel was removed in the early 2000s.

room saw us and some stopped and listened. Fred Leuchter was able to make his report in peace, except for one not-too-serious incident provoked by one tourist who aggressively asked me if we doubted the reality of the “gas chamber.”

When it was time for us to comment on camera about our visit and observations, the tourists began to gather. Some of them betrayed a little nervousness. We could have interrupted our report and continued it somewhere else in the camp, but I decided to remain where we were and try to exploit the situation. After all, we had there in front of us the best possible audience: all of them had just “seen a gas chamber” and they later would probably tell their friends: “No one can deny the existence of the gas chambers; I saw one myself at Dachau.” I therefore engaged in an improvised debate with the visitors. I made it a point to say that they had not visited a gas chamber at all but merely a room to which Mrs. Distel, director of the Museum, had given that designation. In so doing, she had made a serious allegation for which she offered no proof (the few photos and documents hung in a room next to the alleged gas chamber proved nothing at all). But who dared to ask her for any proofs? Apparently nobody. I warned the tourists not to be tempted to go and tell their family circle that they had seen a gas chamber at Dachau. In reality, they had seen nothing of the kind. In the midst of my presentation I let them know that, as far as we revisionists are concerned, there had been no homicidal gas chambers anywhere, including Auschwitz, nor had there been any German policy to exterminate the Jews.

The whole thing began to look like a sort of 1960’s-style “happening.” Some visitors reacted angrily, others agreed with us. All of them appeared either indignant or interested. One young German thought that I deserved to be thrown into prison for such statements. The most hostile ones resorted to the usual evasion: “Gas chambers or not, it doesn’t make any difference.” This is an argument which I, as a Frenchman, particularly enjoyed, since in France, in response to complaints by Jewish groups, Jean-Marie Le Pen had been severely condemned by the courts for having said exactly the same thing.

The magical “gas chamber” is the central pillar of the new Holocaust religion. It is not the revisionists, but rather the adherents of the new religion who make such a fuss about the “gas chambers.” Consequently, we must ask them for some explanation of their attachment to these myths. Of course, they must cling to the gas chamber, for without a specific and systematic means of destruction, it becomes impossible to prove the existence of a specific and systematic program for the destruction of the Jews. Without the “gas chamber,” there is no “genocide.”

Cameraman Eugen Ernst was able to tape a good part of this “happening,” which allowed me to give my first public presentation in Germany about the

taboo of the “gas chambers” and the “genocide” claim, right across from the fake gas chamber of Dachau, one of the most important shrines of the Holocaust cult.

1.3.2. Mauthausen

The minuscule gas chamber at Mauthausen has never been defended by very many of the Holocaust faithful. It is indefensible. In nearly a half century, only two people have really tried to make us believe in it: Hans Marsalek of Austria and Pierre-Serge Choumoff of France. In their various publications they wisely refrain from showing a real photo of the interior of the room. The reason is simple: the room looks like nothing more than a simple shower room, and one can see nothing that would lead one to think that it was a homicidal gas chamber with all the equipment, which would have been indispensable in such a case. Marsalek and Choumoff usually don't show any photo; very rarely they will show an exterior photo of one of its two doors (two doors to a gas chamber, a fact that would definitely double the problems of keeping the chamber air-tight); or, sometimes, they allow the reader to vaguely see a small part of the interior.

At the time of my first visit to Mauthausen in 1978, I asked two officials of the museum, particularly the director, a former Spanish inmate, why, amongst all the postcards of the camp that were on sale to tourists, there was not a single one showing the so-called gas chamber. The answer was: “That would be too cruel.” That is a rather surprising answer when you remember that all the concentration camp museums, including the one at Mauthausen, are reminiscent of the “chambers of horrors” that can be seen at country fairs and exhibitions, and when you realize that a sort of “sex-shop anti-Nazism” is one of the most flourishing commodities in “Shoah Business.”

During that same visit, I also wanted to know why they did not display, either in the “gas chamber” itself or in the museum, any document or any expert report proving that what looked like a shower room was actually a homicidal gas chamber. The camp's director dared to reply that the text of such an expert report was in fact on display in the “gas chamber” itself. That was not true. Forced to acknowledge that, he then told me about an expert report that could be found in Linz, but he gave no further details about it. It is clear that, if there were any such expert report, it would be reprinted in all the works devoted to Mauthausen and mentioned in all the “Holocaust” bibliographies.

During our inspection of Mauthausen on April 10, 1989, an incident took place involving the camp authorities. We visited the place at an early hour in the morning to allow Fred Leuchter to take his samples without too much risk. No sooner had he finished his task (which caused a great deal of noise) than some groups of visitors began to go through the “gas chamber.” They were

mostly children from schools, which indoctrinate them systematically to feel shame and hatred for what previous generations of Germans and Austrians supposedly did during the war (Austria is the chosen home of the malevolent Simon Wiesenthal). The guides, either museum officials or teachers, talked at length about the “gas chamber” and how it worked, giving the usual, typical explanations found in popular “Holocaust literature” that contradict each other on many points.

Without any previous agreement between us, we, under the watchful eye of Eugen Ernst’s rolling camera, began to ask questions of the museum tour guide, who seemed to be the highest-ranking on the scene. After being at first very sure of himself, the poor man, bombarded with questions, finally had to admit that no one knew very much about how that “gas chamber” had worked. It appeared that over the years the story had taken extremely varied forms. They had given visitors three successive contradictory versions of the gassing procedure:

Version No. 1: The gas came from the ceiling through shower heads (still in existence): that version, the official told us, was abandoned when people noticed that, considering the low ceiling, the victims could have simply put their hands over the shower heads to block them up and prevent the spread of the gas;

Version No. 2: The gas came in from the ceiling and was vented at the time of the airing-out process through a sort of chimney opening, still in existence, located on the west side: the official was not able to tell us why that version of the story also had to be abandoned;

Version No. 3: The gas came through a thin, perforated pipe located on the east wall, about 80 centimeters above the ground. That is, it came from the part of the room diametrically opposite to where it had been in Version No. 2. There is no longer any trace of that pipe or even of the opening, through which it supposedly came from the adjacent room where the gas was generated. The adjacent room is completely empty and contains nothing that gives any hint of what it had been used for.

All of that was already troubling, but perhaps the most troubling thing was that the whole explanation given on a metal plaque inside the gas chamber was that of Version No. 2. I mentioned that to the official, who explained that the text of the plaque was a mistake and that the procedure described there was no longer the right one.

I observed that Version No. 3, the one currently considered to be authentic, had the problem of being, physically, extremely unlikely. Since it was located 80 centimeters above the ground, the perforated pipe, even if it had been partially embedded in the wall to resist the pressure of the bodies inside, would have been blocked up by the bodies of the victims jammed into the “gas

chamber.” How would the gas have spread itself normally in the “gas chamber” so as to kill all the victims throughout the room’s entirety? The official finally said that he was not a scientist and that his explanation was that given in the book written by ... Hans Marsalek.

A few minutes after the museum tour guide left, two police officers appeared and ordered us to stop all filming. They informed us that we could photograph all of Mauthausen except ... the “gas chamber” and the crematory oven! However, there was no announcement advising tourists of that. In any event, thousands of visitors have photographed the two places without any warnings from the camp authorities.

At Mauthausen, I had the feeling that the camp authorities lived in something of a siege mentality. They appeared to be haunted by the progress of revisionism in Austria and by the revisionist work of people like Emil Lachout, Gerd Honsik and Walter Ochensberger. (In passing, I would like to pay homage to the memory of another Austrian, Franz Scheidl. In the 1960s, at his own expense, he published a whole series of studies bearing the general title *Geschichte der Verfehmung Deutschlands* (History of the Defaming of Germany).²⁴¹ It has remained largely unknown, even to many revisionists).

1.3.3. Hartheim Castle

Hartheim Castle can be seen from a great distance, sitting as it does in the middle of a plain. For an area that allegedly served as a place to carry out the most secret of crimes, it is quite impossible to hide. The castle was, before and after the war, a sort of asylum. It still is today. Hartheim Castle contains a small, inoffensive-looking room that makes one wonder why the practitioners of the Big Lie decided to call it a homicidal “gas chamber.” It is one of the most insulting and most baffling inventions of the “Holocaust” religion. Today I can see only one use for it: to those who mock the religious superstitions of the past as if our era were more enlightened and more intelligent than in past centuries, I would gladly say:

Go visit the “gas chamber” at Hartheim Castle and then come tell me whether you feel humiliated to be treated like imbeciles by people who dare to say that it was once a gas chamber.

I do not know of any publication that reproduces a photo of this minuscule “gas chamber.” It was identified as such by Hans Marsalek, in the English version of the confession that he supposedly took from Franz Zierys, Commandant at Mauthausen, regarding the

“large gassing establishment where, in Zierys’s estimate, between 1 and 1.5 million people were killed.”

²⁴¹ Editor’s remark: www.vho.org/D/gdvd; 2nd ed.: Castle Hill Publishers, Uckfield 2014.

1.4. The Revisionist Intifada

The current disarray of the defenders of the “Holocaust” has its curious effects. Up to the end of the 1970s, they believed that in Auschwitz, Birkenau and other camps located in Poland they had “solid proof” of the existence of the “gas chambers” and therefore of the “genocide” of the Jews. Up until that time they went so far as to say that there were some exaggerations and that the camps located outside present-day Poland probably or certainly did not have any gas chambers. Beginning with the start of the 1980s, under the pressure of revisionist writings, the “gas chambers” in Poland and in particular those at Auschwitz and Birkenau seemed more and more doubtful. This then produced a reaction motivated by fear. In a movement comparable to that of religious or political fundamentalism, the exterminationists called for a return to the original faith and doctrine. They “re-established” the gas chambers that had been abandoned. They set out to reaffirm that there had indeed been “gas chambers” at Mauthausen, Sachsenhausen, Ravensbrück, Neuengamme, Struthof-Natzweiler, and perhaps even at Dachau. I refer here to the book by Adalbert Rückerl, Hermann Langbein, Eugen Kogon and 21 other writers: *NS-Massentötungen durch Giftgas* (Fischer Verlag, 1983).

As regards Mauthausen, some people, including Claude Lanzmann and Yehuda Bauer, went so far as to retract the story. In 1982, Bauer clearly wrote that “no gassings took place at Mauthausen.” Lanzmann was just as clear. In 1986, during a bitter debate about the Roques affair on Europe 1 (French radio network), he corrected cabinet member Michel Noir, who had mentioned the Mauthausen “gas chamber.” Lanzmann firmly contradicted the Minister on this score: never had there been a gas chamber in that camp. But all of that did not prevent our two fellows from stating later on that there had indeed been a “gas chamber” at Mauthausen! (For Bauer’s retraction, see pages 33-34 of the absurd book published in Vienna in 1989, by the Dokumentations-Archiv des österreichischen Widerstandes under the title *Das Lachout-“Dokument,” Anatomie einer Fälschung*. As regards Lanzmann’s retraction, read his letter published in *Le Monde Juif*, July-September 1986, p. 97). All those retractions, sudden changes of direction and constantly shifting explanations add up to one further proof that the “gas chamber” and the “genocide” are nothing more than a myth. A myth constantly mutates under the influence of the dominant opinions and necessities of the moment.

The exterminationists of today have only two refuges left them – two points where they hope to be able to anchor their faith: the “gas van” and “Treblinka.”

As regards the first point, I can tell them that the Frenchman Pierre Marais will soon publish a book entitled *Le problème des camions à gaz* (The Prob-

lem of the Gas Vans).²⁴² On the second point, I can tell them that they are going to lose “Treblinka” as they have already lost “Auschwitz.”

The promoters of the Holocaust, for the foreseeable future, will keep their money, their power, their capacity to produce films, to stage ceremonies, and to build museums, but those films and ceremonies and museums will be more and more devoid of meaning. They will still be able to find more and more ways of repressing the revisionists through physical attacks, press campaigns, the passing of special laws and even murder. Fifty years after the war they will continue to prosecute all those they call “war criminals” in show trials. The revisionists will reply to them with historical and forensic studies, scholarly and technical books. Those books and those studies will be our stones, in this, our intellectual Intifada.

The Jews will have a choice: they can either follow the example of the rare few among them who have been courageous and honorable enough to denounce the Big Lie, or they can support the melodramatic activities of people like Elie Wiesel and Samuel Pizar and the shameful witch hunts carried out by people like Simon Wiesenthal, Serge and Beate Klarsfeld and the O.S.I. in the United States.

David Irving, who rallied to the support of the revisionist position in 1988, recently said:

“The Jewish community have to examine their consciences. They have been propagating something that isn’t true.” (*The Jewish Chronicle*, London, June 23, 1989).

I couldn’t have said it better.

Dr. Robert Faurisson
July 1990

2. Introduction

In March of this year (1989), I was asked by Mr. Ernst Zündel of Toronto, Canada, to investigate three (3) alleged execution gas chambers and crematoria in Germany and Austria. These locations, allegedly operated by the Germans in World War II, were Dachau, in Germany, and Mauthausen and Hartheim Castle, both near Linz, Austria.

The findings of these investigations and forensic analyses at Dachau, Mauthausen and Hartheim were to result in an engineering report and forensic study on the efficacy of these aforementioned facilities to function as execution gas chambers. Although many established historians seem now to accept that these facilities never functioned as execution gas chambers, Mr. Zündel

²⁴² Editor’s remark: P. Marais, *Les camions à gaz en question*, Polemiques, Paris 1994 ; cf. S. Alvarez, P. Marais, *The Gas Vans*, The Barnes Review, Washington, DC, 2011.

wanted to dispel any future doubts and scientifically prove beyond any question whether these facilities were or were not used, and if they could ever have been utilized, as gas execution facilities. Resultant to Mr. Zündel's direction, I undertook this scientific investigation and evaluation. On Sunday, April 9th of this year, I arrived at Dachau with the following team: Carolyn Leuchter as secretary/technician; Dr. Robert Faurisson, advisor and consultant; Mark Weber, historian and author of contemporary European history; Tjuda Rudolf, interpreter; Steven Devine, technician; Eugen Ernst, cinematographer, and Kenneth Ernst, assistant cinematographer. The following day, Monday, April 10th, we inspected Mauthausen and Hartheim Castle, near Linz, Austria. This report and my findings are resultant to these investigations conducted at Dachau, Mauthausen and Hartheim.

3. Purpose

The purpose of this report and the investigations antecedent to it is to determine whether the alleged gas chambers at three (3) specific locations, one (1) in Germany and two (2) in Austria, specifically, Dachau, Mauthausen and Hartheim Castle, respectively, could have operated in any manner resulting in single or multiple gas executions. Although cognizant of the fact that many established historians presently seem to concur that none of these installations ever functioned as a gas execution facility, the author is also aware that immediately after American capture of these locations during World War II a mass gas execution function was ascribed to these facilities, an assertion which was widely published in the international mass media at the time. It is to eliminate any further doubt or question that this investigation was undertaken and this report written.

The purpose includes the investigation and on-site inspection of physical facilities, design of these facilities and a description of the alleged gassing procedures utilized at the alleged executions. The purpose also includes estimates of the maximum number of inclusions (persons) who could possibly have fit into these alleged gas chambers and estimated venting times. This purpose does not include a determination of any numbers of persons who died or were killed by means other than gassing, or whether an actual "Holocaust" occurred. It, further, is not the intent of this author to redefine "Holocaust" in historical terms, but simply to supply scientific evidence and information obtained at the actual sites and to render an opinion based on all available scientific, engineering, and quantitative data as to the purpose and usages of the alleged execution gas chambers and crematory facilities at the investigated locations.

4. Background

The principal investigator and author of this report is an engineer and a specialist in design and fabrication of execution hardware and specifically has worked on and designed hardware in the United States used in the execution of condemned persons by means of hydrogen cyanide gas ("Zyklon B" gas).

The investigator has inspected the alleged execution gas chambers in Poland and is the author of the report on these facilities: *An Engineering Report on the Alleged Execution Gas Chambers at Auschwitz, Birkenau and Majdanek, Poland* (1988), Samisdat Publishers Ltd. The author has been recognized by a Canadian court as an expert on gas chamber technology and has testified as to the non-existence of execution gas chamber facilities at these sites.

The investigator has inspected the facilities at Dachau, in Germany, and Mauthausen and Hartheim Castle, in Austria, made measurements and taken forensic samples. Further, he purchased official printed brochures published and offered publicly for sale at the three (3) museum sites and reviewed this literature. He also reviewed the procedural literature on delousing with hydrogen cyanide ("Zyklon B") gas.

5. Scope

The scope of this report includes a physical inspection and quantitative data obtained at Dachau, Mauthausen and Hartheim, literature obtained at the three (3) museum sites, and a consideration of forensic samples taken at Mauthausen. For reasons explained below, no samples were removed from Dachau or Hartheim. Further, data on the design of U.S. gas chambers and the operational protocol utilized in gas executions in the United States coming from the investigator's own personal knowledge and experience in the field, as well as knowledge gained in the investigation of the alleged Polish gas chambers, were utilized in the production of this report. Additionally, operational procedure and equipment utilized at delousing facilities were considered. Utilizing all of the above data, the investigator has limited the focus of this study to a determination of the capability of the alleged gas chambers in question at Dachau, Mauthausen and Hartheim Castle to accomplish the mass murder (extermination) of human beings by the use of "Zyklon B" (hydrogen cyanide) gas.

6. Synopsis and Findings

After a study of available literature, examination and evaluation of the existing facilities at Dachau, Mauthausen and Hartheim Castle, with expert

knowledge of the essential design criteria for gas chamber operation and the expert knowledge gained in the production of the previous study on the alleged gas chambers in Poland, the author finds no evidence that any of these installations, i.e., Dachau, Mauthausen or Hartheim Castle, frequently alleged to have been gas execution facilities, was ever utilized as such, and further finds that, because of the design and fabrication of these installations, they could not ever have been utilized as execution gas chambers.

7. Method

The procedures involved in the study and forensic analysis which resulted in this report were as follows:

1. A general background study of available material.
2. An on-site inspection and forensic examination of the facilities in question, which included the taking of physical data (measurements and construction information), and a considered removal of physical samples (tile and mortar) which were returned to the United States for chemical analysis.
3. A consideration of recorded and visual (on-site) logistic data.
4. Data acquired on the previous study of the alleged gas chambers in Auschwitz I, Birkenau and Majdanek, Poland.
5. A compilation of the acquired data.
6. An analysis of the acquired information and comparison of this information with recognized and proven design, procedural, and logistic information and the requirements for the design, fabrication, and operation of actual gas chambers currently in use in the United States.
7. A consideration of the chemical analysis of the materials acquired on-site.
8. Conclusions based on the acquired evidence.

8. The Leuchter Report

The *Leuchter Report*, which formed the basis of the author's expert testimony at the trial of Ernst Zündel, Toronto, Ontario, given on April 20, 1988, is a study of the existing alleged gassing facilities in Auschwitz, Birkenau and Majdanek, Poland. This report contains the definitive data for gas chamber application purposes for hydrogen cyanide, "Zyklon B." fumigation design and procedures, execution gas chamber design and protocol, U.S. gas chambers, medical and toxic effects of hydrogen cyanide, a brief history of the alleged German gas chambers with an emphasis on design characteristics, and a

consideration of crematory technology, including a discussion of maximum cremation rates. Additionally, there is a discussion of forensic considerations of cyano-compounds and crematories.

The materials contained in the above paragraphs of the *Leuchter Report* (1988) are a necessary complement to this report.

The Sites: Dachau, Mauthausen and Hartheim Castle

These sites are considered separately and together, in that Dachau and Mauthausen have been at times described as camps which supplied prisoners to the Hartheim Castle site where they were allegedly executed.

8.1. Dachau

The alleged execution facility at Dachau is located in a building called "Baracke X." This installation was erected in 1942 and contained a crematory consisting of four (4) retorts. It was constructed primarily as a replacement for the older and smaller two (2) retort crematory located nearby. The facility also housed a morgue, fumigation cubicles (delousing chambers), related work areas and a room identified by a sign over the door as a "Brausebad" (shower room). It is this shower room which has been alleged to be the gas chamber and which tourists today are informed was the "gas chamber."

The alleged gas chamber has an area of some 427 square feet and a volume of some 3,246.7 cubic feet. It was originally a shower room but appears to have been modified sometime after Dachau's capture by the Americans. The present ceiling is some 7.6 feet in height and contains some seventeen (17) pseudo-shower heads, fabricated out of what appears to be soldered sheet zinc. Additionally, it contains some eight (8) recessed lighting fixtures which were/are not explosion proof. It also contains two (2) alleged gas inlet ports (dumps) with internal grates measuring 15.75 inches x 27.25 inches which are welded open to the outside. This alleged gas chamber also contains a ventilation port clearly added after construction. The walls are of tile and the ceiling of concrete painted white. There are two (2) 20.5 inch x 26 inch floor drains connected to the other floor drains throughout the building and the camp. It has two (2) doors with provision for gasketing, as do many European doors.

It appears from construction that the alleged gas chamber was originally a shower room, as found in all the other investigated camps. The pseudo-shower heads are fabricated from sheet metal of a cylinder and a cone with a sprinkler type head as found on a garden-type watering can. The end is sealed and not threaded. They are not connected, nor are they capable of being connected to any piping system. They are designed to appear as functional shower heads when observed from below. The ceiling with the phony shower heads seems to have been added at a time later than original construction. The ceiling is

fabricated of poured concrete, cast around the pseudo shower heads. It is typical suspended-slab concrete construction. Document No. 47 of the 79th Congress, 1st Session, of the United States, includes an investigation of Dachau. In this document, the gas chamber is described as having a 10-foot ceiling containing brass fixtures for introducing gas into the chamber. The present ceiling, as noted, is only 7.6 feet high and has none of the gas inlet fixtures described in Document No. 47.

Directly over the shower room are the steam and heating pipes, which is consistent with good and standard design for supplying hot water to the shower area. These pipes cannot be seen in the shower room today. Their existence, however, can be confirmed by observing the pipes entering into the shower room area from an off-limits corridor behind the shower room and visible only from a rear window of the building. It is an inept and extremely dangerous design to put hot, high pressure steam pipes over a chamber containing potentially explosive gas. At one end of the chamber the ventilation port was clearly added. The ports alleged to have been "Zyklon B" introduction ports, no different from apartment incinerator garbage chutes, were obviously added after the original tiling. Both these modifications are clearly discernable from the uneven replacement of the interior tiles and the exterior brick. At one end of the room there are two (2) recessed electrical boxes with grates, something which should not be in a room containing potentially explosive gas. There is no means for sealing the room to prevent gas leakage, and there is no system for exhausting the gas after use or any suitable (40-foot minimum is standard) vent stack. The doors are not gas-proof or even water-proof. They are only water resistant. There is no system for evaporating (heating) or distributing a gas into or within the chamber. The use of the improperly designed "Zyklon B" introduction port would prevent proper evaporation of the gas from the "Zyklon B" pellets because of insufficient surface area exposure. Most, if not all, of the "Zyklon B" pellets would remain in the dumping mechanism due to insufficient angular motion of the gas pellet dump.

On a sign posted within the alleged gas chamber, Dachau Museum officials state:

"GAS CHAMBER – disguised as a 'shower room' – never used as a gas chamber."

An examination of the alleged gas chamber clearly shows, however, that this facility was constructed as a shower room, used only for this purpose. The modifications to the room, which include the addition of the ceiling, pseudo-shower heads, air intake and gas inlet ports, were made at a time much later than the original construction of "Baracke X" and the shower room, and for reasons and by persons unknown to this author. No samples were taken at this

location due to excessively heavy tourist traffic inside the alleged gas chamber.

For the record, this alleged gas chamber would have held only forty-seven (47) persons utilizing the nine (9) square foot inclusion rule as accepted by standard engineering practice for air-handling systems. Without an exhaust system or windows, it would require at least one week venting by convection. This estimate is based on American gas chambers requiring twenty (20) minutes to vent with two complete air changes per minute, and a minimum of forty-eight (48) hours to vent a fumigated building with an abundance of windows.

An inspection of the four (4) new crematory retorts at "Baracke X" revealed that, although fired, none of these ever experienced much use, if any. These retorts were coal-fired.

After an in-depth investigation of the alleged gas chamber at "Baracke X," Dachau, this investigator, in his best engineering opinion, categorically states that this installation could not have ever been utilized as an execution gas chamber. It was in fact a shower room (*Brausebad*) as originally labeled by the Germans.

8.2. Mauthausen

The alleged gas chamber at Mauthausen Concentration Camp was located between the hospital, the crematory and the jail. Like Dachau, it is generally considered by some established historians and the revisionists to have never been utilized for executions.

The alleged gas chamber has an area of some 150 square feet and a volume of 1,164 cubic feet. It has a ceiling height of some 7.8 feet containing piping and working shower heads. It has a floor drain of some eight (8) inches by eight (8) inches and steam pipes on the north-west wall for heating. The walls are finished in ceramic tile. It has two doors and provision for gasketing, as do many European doors. It has an alleged gas vent in the ceiling of the west end of the northwest wall but the purpose of this alleged gas vent cannot be verified since the ground above has been repaved. Additionally, an adjacent room is alleged to have been a control room for inletting gas (apparently not solid "Zyklon B" but actual hydrogen cyanide gas). There is no hardware in place for this function nor is there any evidence of its removal. The museum officials are very confused and incoherent about the operating function, and offered a succession of varying explanations on how the gas was introduced into the chamber. It has been successively stated by museum officials that the gas was introduced: (1) through overhead shower heads; (2) through a shaft in a remote corner of the room; and (3) through a perforated pipe, which does not

exist today. The lighting is not explosion proof but merely water resistant. There is nothing to indicate the alleged control room ever existed. The facility is entirely underground, as is the morgue, the hospital and the jail. The facility also housed the area for the condemned prisoners where they were executed by shooting.

It appears from the construction that this facility was constructed as, and further was utilized only as, a shower room. The installation has no provision to prevent gas leakage, the lighting is not explosion proof, the floor drain would allow leakage into the sewer system, and there is no provision for inletting gas or for exhausting the air-gas mixture after an execution. Further, there are steam heating pipes (radiator) on the *northwest* wall of the chamber, which would most likely result in an explosion if hydrogen cyanide gas were deposited in the room. Additionally, all shower heads are working and the overall design is unquestionably that of a shower room.

Forensic Considerations at Mauthausen

Four (4) forensic samples were selectively removed from the alleged gas chamber at Mauthausen and returned to the United States for chemical testing. Detailed analysis was completed on each sample for both iron and cyanide in accordance with the standard procedures utilized in the prior testing of samples from Auschwitz I and Birkenau. Resultant to this testing and comparison with known test results for insoluble iron cyanide compounds, it is demonstrated that this alleged gas chamber facility has never been exposed to repetitive concentrations of cyanide necessary for execution: referencing the delousing chamber control sample No. 32 (from Birkenau) as having 1050 mg/kg, the greatest concentration found at Mauthausen was 32 mg/kg, indicating fumigation of the building at some point in its history. This clearly indicates that this facility was not a gas chamber.

Resultant to an in-depth investigation of this installation, this investigator has determined that this facility was not capable of conducting executions by gas. In the best engineering opinion of this investigator, this facility could

Table 15: Results of analyses of samples taken from the alleged Mauthausen gas chamber (all data in mg/kg) By Alpha Analytical Laboratories, Westborough, MA., May 2 and 4, 1989			
#	DESCRIPTION	CYANIDE	IRON
1	Mortar	27.0	4,580
2	Tile	1.7	500
2	Mortar	3.2	1,830
3	Mortar	19.0	11,300
4	Mortar	32.0	8,490
Method		Spectrometric ²⁴³	ICP ²⁴⁴
Detection Limit		0.5	1.0
For sample location see Document 48 on page 148			

²⁴³ 412B/D; Standard Methods for Examination of Water and Waste Water; APHA-AWWA-WPCF, 16th ed., 1985.

²⁴⁴ 6010; Test Methods for Evaluating Solid Waste. Physical/Chemical Methods. EPA SW-846, 1986.

never have supported gas executions and was never utilized as a gas execution chamber.

Adjacent to this facility is the morgue area, which contains a refrigeration unit for cooling the cadavers. This morgue also contains a dissection room and a crematory, all adjacent and connected to the hospital. The existing crematory contains a furnace with one (1) retort. In an adjacent room, there are indications of another crematory furnace of one (1) retort which has been removed. This existing retort shows signs of considerable use, which is expected in a camp of this size with only two (2) retorts. Both units were coal-fired.

For the record, the alleged gas chamber would have held only seventeen (17) persons, utilizing the nine (9) square foot rule. Without an exhaust system, this investigator estimated that it would require at least a week to vent for the same reasons as explained for Dachau.

8.3. Hartheim Castle

This facility consists of a masonry room adjacent to a tower of a centuries old castle. This castle was donated by the monarchy to the mental health service of Austria and was also placed under the control of the German Government when it acquired control of the Austrian Government and the mental health service. The facility had been utilized as a mental hospital and under German control it continued as such. Allegedly, mass gas executions were conducted at this location on prisoners transferred from Dachau and Mauthausen for this purpose.

The alleged gas chamber was a lower level room adjacent to one of the castle towers. This room has an area of 192 square feet and a volume of 1,728 cubic feet. It has a vaulted ceiling of some 8.9 feet at the highest point. The installation had one (1) door and one (1) window, although a rectangular aperture has now been made into an adjacent room. There are no facilities to inlet "Zyklon B" or evacuate the gas after use. The room now has been completely remodeled. It has recently plastered walls and ceiling. There are three (3) new floor surfaces, one on top of the other. Even the door has been changed to a modern conventional mental institution cell door with a shuttered view port. The window is alleged to have been original, but would leak gas if used for this purpose. Neither the door nor the window has any provision for gasketing. Allegedly, all gassing apparatus was removed by January 1945. In truth, there was no gassing equipment in that the walls are very thick, as is characteristic of castle architecture and construction, and not easily cut to accommodate the installation of gas vents or gas inlet ports. It and the adjacent room contain memorial plaques to those who allegedly died in gassings here. The castle is presently used as an apartment building.

It appears by construction that this facility would not lend itself for use as a gas execution installation, the walls being too thick for the installation of gassing equipment. Certainly, because of the construction, any changes would be visible, and not easy to conceal. There is no provision for a gas stack for evacuation of the gas-air mixture and no way to install one. The window would certainly leak, allowing large volumes of deadly gas to escape. No samples were taken at this location because of the extensive remodeling to the facility which decidedly would obscure any test results.

For the record, the alleged gas chamber would have held only some 24 persons, utilizing the nine (9) square foot rule. Without an exhaust system this room would require at least one week to vent (refer to Dachau).

Resultant to an in-depth investigation of this installation, this investigator categorically states that, in his best engineering opinion, this facility was not ever utilized for, and could never have supported, gas executions. The actual use of this room is unknown to the investigator. Based on a comparison with its mirror image on the other side of the facility, it could have been a store room.

There are no crematoria extant at this location.

It is perplexing to note that the official museum literature states that Dachau and Mauthausen, both having facilities equal to or better than those at Hartheim Castle, sent inmates to Hartheim for gassing. It is unclear why this should occur, since Hartheim's alleged facility would have been so difficult to construct and was so small and so distant from Dachau (200 km). Based on all the available evidence it becomes abundantly clear that no gassing facilities ever existed at any of these locations.

8.4. Specialized Hardware: Non-Existence

In all the author's investigations in Poland, Germany and Austria, hardware or construction specific to gas chambers has never been found. There are no stacks of the necessary height, no ventilators, no gas generators, no intake air preheaters, no special paint or sealants on walls, floors or ceilings, no safety devices for the operators, and no coherent design consistently utilized throughout the alleged gas chambers. It is inconceivable that the Germans, having the highly developed technology utilized on the delousing chambers, would never have applied this technology to the alleged execution gas chambers.

8.5. Conclusion

After reviewing all the material and inspecting all of the sites at Dachau, Mauthausen and Hartheim Castle, this investigator has determined that there were

no gas execution chambers at any of these locations. It is the best engineering opinion of this investigator that the alleged gas chambers at the above inspected sites could not have then been, or now be, utilized or seriously considered to function as execution gas chambers.

Prepared this 15th day of June, 1989, at Malden, Massachusetts.

– Fred A. Leuchter Associates, Inc.

Fred A. Leuchter, Jr.

Chief Engineer

8.6. Documents

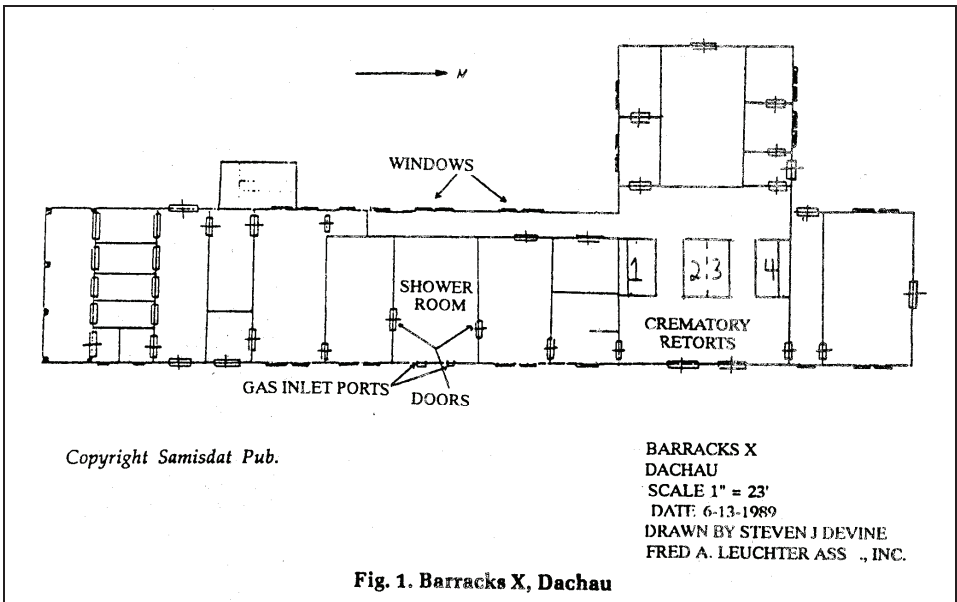


Fig. 1. Barracks X, Dachau

Fig. 45: "Barracks X" of the Dachau camp, containing four Degesch Zyklon B delousing chambers (left), a shower room, and crematory ovens.

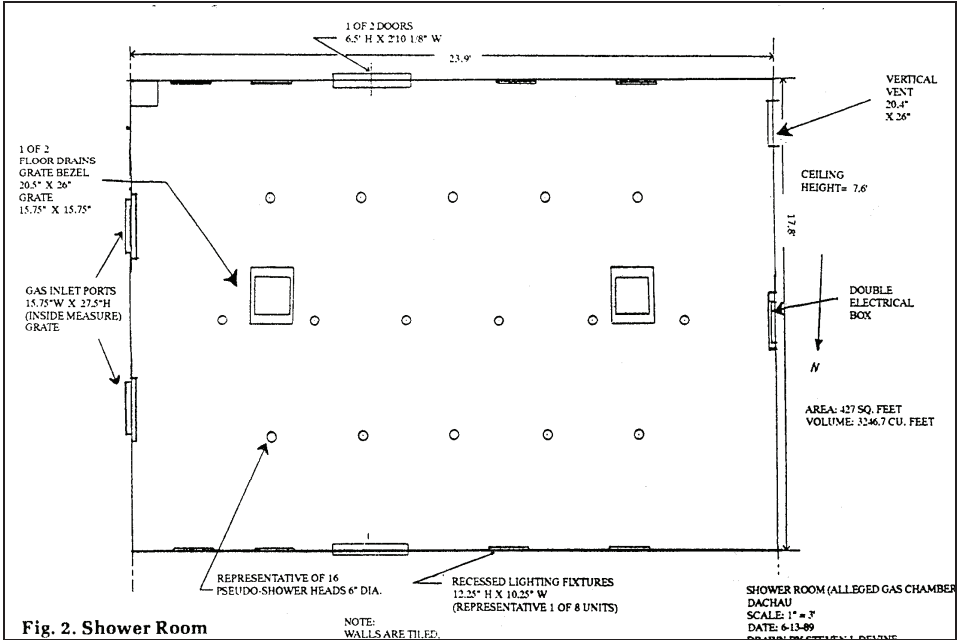


Fig. 46: Floor plan of the shower room in "Barracks X" at the Dachau camp.

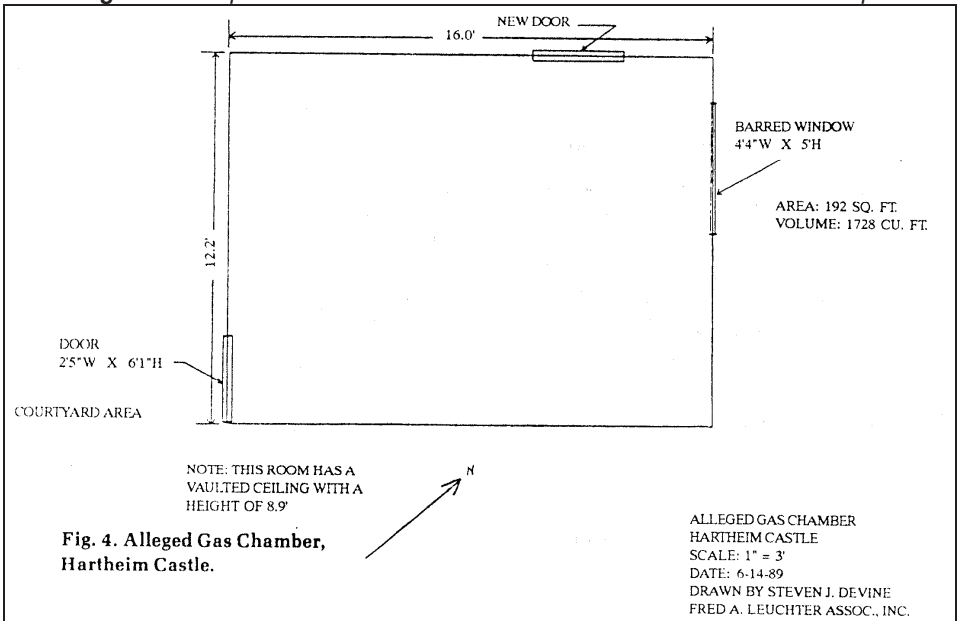


Fig. 47: Floor Plan of the alleged gas chamber at Hartheim Castle, Austria.

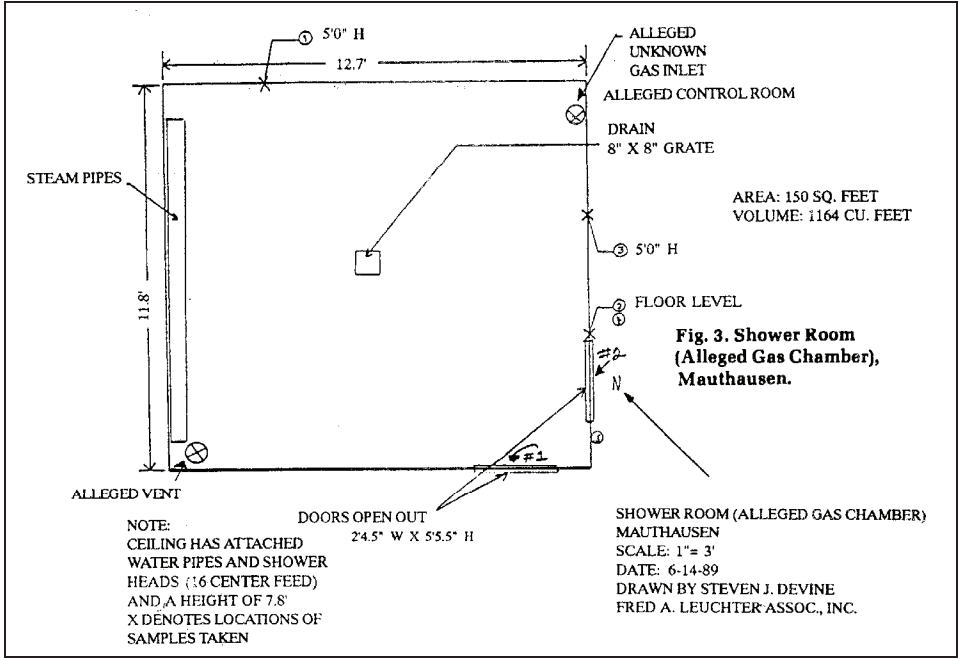


Fig. 48: Floor Plan of the shower (alleged gas chamber) at Mauthausen camp, Austria. Encircled X denote locations of wall samples taken.

9. Annotated Bibliography

Compiled by Robert Faurisson

9.1. The First Leuchter Report

- Fred A. Leuchter, *An Engineering Report on the Alleged Execution Gas Chambers at Auschwitz, Birkenau and Majdanek, Poland*, 1988, 193 pages. This report was prepared for Ernst Zündel; it was entered as a lettered exhibit at the “false news” trial of Ernst Zündel in Toronto, Canada, in 1988; it contains copies of the original Certificates of Analysis of fragments of brick and mortar samples gathered at Auschwitz and Birkenau.
- Fred A. Leuchter, *The Leuchter Report: The End of a Myth*, Foreword by Robert Faurisson, Samisdat Publishers Ltd., 1988, 132 pages, printed under license in the United States, P.O. Box 726, Decatur, Alabama 35602, U.S.A. Illustrated edition of the original report; the results of the analysis of the bricks and mortar are presented with charts in condensed format.
- Fred A. Leuchter, “Rapport technique sur les présumés chambres à gaz d’homicides d’Auschwitz, de Birkenau et de Majdanek,” Foreword by Robert Faurisson, *Annales d’histoire révisionniste*, no. 5, Summer/Fall 1988, pp. 51-102. This article reproduces only the essential part of the report as well as one chart and eight tables.

9.2. Dachau

- Document L-159: Document No. 47 of the 79th Congress, 1st Session, Senate: Report (15 May 1945) of the *Committee Requested by Gen. Dwight D. Eisenhower [...] to the Congress of the United States Relative to Atrocities and Other Conditions in Concentration Camps in Germany*, carried out by a Special Committee of Congress after visiting the Concentration Camps at Buchenwald, Nordhausen, and Dachau (Exhibit No. USA-222), IMT,²⁴⁵ XXXVII, p. 621:

“A distinguishing feature of the Dachau Camp was the gas chamber for the execution of prisoners and the somewhat elaborate facilities for execution by shooting. The gas chamber was located in the center of a large room in the crematory building. It was built of concrete. Its dimensions were about 20 by 20 feet, and the ceiling was some 10 feet in height! In two opposite walls of the chamber were airtight doors through which condemned prisoners could be taken into the chamber for the execution and

²⁴⁵ The term IMT (International Military Tribunal) refers to the American edition of the transcripts and documents of the *Trial of Major War Criminals before the International Military Tribunal* (Nuremberg, 1945-1946; published 1947-1949), which is not to be confused with the British edition.

removed after execution. The supply of gas into the chamber was controlled by means of two valves on one of the outer walls, and beneath the valves was a small glass-covered peephole through which the operator could watch the victims die. The gas was let into the chamber through pipes terminating in perforated brass fixtures set into the ceiling. The chamber was of size sufficient to execute probably a hundred men at one time."

- OSS Section, United States 7th Army, *Dachau Concentration Camp*, Foreword by Col. William W. Quinn, 1945, p. 33:

"GAS CHAMBERS [plural]: the internees who were brought to Camp Dachau for the sole purpose of being executed were in most cases Jews and Russians. They were brought into the compound, lined up near the gas chambers, and were screened in a similar manner as internees who came to Dachau for imprisonment. Then they were marched to a room and told to undress. Everyone was given a towel and a piece of soap, as though they were about to take a shower. During this whole screening process, no hint was ever given that they were to be executed, for the routine was similar upon the arrival of all internees at the camp. Then they entered the gas chamber. Over the entrance, in large black letters, was written 'Brause Bad' (showers). There were about 15 shower faucets suspended from the ceiling from which gas was then released. There was one large chamber, capacity of which was 200, and five smaller gas chambers, capacity of each being 50. It took approximately 10 minutes for the execution. From the gas chamber, the door led to the Krematory to which the bodies were removed by internees who were selected for the job. The dead bodies were then placed in 5 furnaces, two or three bodies at a time."

- French Military Mission with the Sixth Army Group, Chemical Warfare, nr. 23/Z, *Chambre à gaz de Dachau, Rapports du capitaine Fribourg*, 5 and 17 May 1945, five pages, 6 plates, one photo (25 May 1945) (original language: French). Captain Fribourg, after a one-day examination of Dachau, did not reach any definitive conclusion in his report. He felt that a second visit would be necessary to discover the system for circulation of the poison gas and the possible connections with the disinfection gas chambers located nearby. He also recommended an investigation of all the walls.
- Captain P.M. Martinot, 23 May 1945. *Report on the Conditions in the Prison Camps*, dictated by Capt. P.M. Martinot on 23 May 1945, p. 226. U.S. National Archives at Suitland, Maryland, Record Group (RG) 153, 19-22 BK37, U.S. War Department, War Crimes Office, Judge Advocate General's Office (original text English):

"I was told by an eye-witness of the mass extermination of Jews who were sent in a gas chamber 500 at a time and from there into the cremato-

rium and the operation repeated until the whole convoy of several thousand people was disposed of. In the camp of Auschwitz the same thing took place but on a much larger scale with six crematories working night and day for several days. Witness: Wladislaus Malyszko."

- Headquarters Third United States Army, Enemy Equipment Intelligence Service Team Number 1, Chemical Warfare Service, 22 August 1945, Report by Sgt. Joseph H. Gilbert to Major James F. Munn: Subject. Dachau Gas Chamber (3 pages; enclosures), page 3:

"Based on the interviews noted above, and further, based on actual inspection of the Dachau gas chamber (it has apparently been unused), it is the opinion of the undersigned that the gas chamber was a failure for execution purposes and that no experimental work ever took place in it. In view of the fact that much reliable information has been furnished the Allies by former inmates regarding the malaria, air pressure and cold water experiments, it is reasonable to assume that if such gas experiments took place, similar information would be available."

- Document PS-2430: *Nazi Concentration and Prisoner-of-War Camps: A Documentary Motion Picture*, film shown at the Nuremberg Trial, 29 November 1945, *IMT*, XXX, p. 470:

"Dachau – factory of horrors. [...] Hanging in orderly rows were the clothes of prisoners who had been suffocated in the lethal gas chamber. They had been persuaded to remove their clothing under the pretext of taking a shower for which towels and soap were provided. This is the Brausebad – the showerbath. Inside the showerbath – the gas vents. On the ceiling – the dummy shower heads. In the engineer's room – the intake and outlet pipes. Push buttons to control inflow and outtake of gas. A hand-valve to regulate pressure. Cyanide powder was used to generate the lethal smoke. From the gas chamber, the bodies were removed to the crematory."

- Philipp Rauscher, *Never Again/Jamais Plus*, Munich, 1945 (?) (original languages: English and French); contains a plan of the crematory area; p. 24:

"The gas chamber was built for mass executions. There they used the asphyxiating gas Zyklon B."

- Document NO3859/64 and 3884/89 (original language: German): 28 pages of documents and plans (1942) for "Baracke X" (Staatsarchiv Nurnberg). None of those documents leads one to believe there was a gas chamber there.

- Document PS-3249 (original language: German): testimony under oath of the Czech prisoner, Dr. Franz Blaha, MD, 9 January 1946, *IMT*, XXXII, p. 62, also quoted in *IMT*, V, pp. 172f.:

“Many executions by gas or shooting or injections took place right in the camp. The gas chamber was completed in 1944, and I was called by Dr. Rascher to examine the first victims. Of the eight or nine persons in the chamber there were three still alive, and the remainder appeared to be dead. Their eyes were red, and their faces were swollen. Many prisoners were later killed in this way. Afterwards they were removed to the crematorium where I had to examine their teeth for gold.”

Two days later, on 11 January 1946, Dr. Blaha testified at the Nuremberg Tribunal. The American Executive Trial Counsel, Thomas J. Dodd, read his testimony. Neither the prosecution nor the defense asked the witness for clarifications on the subject of the gas chamber. Very likely the Presiding Judge of the Tribunal, the British Lord Justice Lawrence, would not have allowed any such request for clarification, since, implicitly, “judicial notice” had been taken of the existence of the gas chambers as is indicated by the official reports of the various Allied commissions of inquiry on “war crimes” (Article 21 of the *IMT* Charter) and since questions thought to be too indiscreet were not really allowed. For example, when Dr. Blaha was asked a difficult question by Dr. Alfred Thomas, Alfred Rosenberg’s defense lawyer, Lord Justice Lawrence interrupted him to say: “[...] this is intended to be an expeditious trial [...]” (*IMT*, V, S. 194). Article 19 of the *IMT* Charter said: “The Tribunal shall not be bound by technical rules of evidence. It shall adopt and apply to the greatest possible extent expeditious and non-technical procedure, and shall admit any evidence which it deems to have probative value.”

- On 26 July 1946, Sir Hartley Shawcross, the British Chief Prosecutor at the Nuremberg Tribunal, mentioned “the gas chambers and the crematories” not only at Auschwitz and Treblinka but also at Dachau, Buchenwald, Mauthausen, Majdanek, and Oranienburg (*IMT*, XIX, p. 434). Shawcross is still alive in 1990, living in London and serving in the British House of Lords.
- Lieutenant Hugh C. Daly, *42nd “Rainbow” Infantry Division/A Combat History of World War II*, Army and Navy Publishing Company, Baton Rouge, Louisiana, 1946:

“Prisoners [were] herded into the gas chambers to die [...]. Thousands of men, women and children died this way in Dachau [...]; the business of murder by gas continued.” (p. 99)

On page 105, a photo caption says:

“Killed by gas, these bodies are piled in a ‘storage room’ awaiting cremation, but furnaces were shut down for lack of coal.”

- M.G. Morelli (Dominican priest), *Terre de détresse*, Bloud et Gay, 1947, p. 15 (original language: French):

"I look fearfully at that sinister porthole through which the Nazi executioners could peacefully watch the miserable people suffer after they were gassed."

On page 73:

"From time to time, they would pick out, from that crowd of unfortunates [in the sick block], the elements of a convoy which were sent to some gas chamber."

- Msgr. Gabriel Piguet (Bishop of Clermont-Ferrand), *Prison et déportation*, editions Spes, p. 77 (original language: French):

"I made a short stay in Block Z8, occupied by 800 Polish priests [...]. Several of the old priests, judged to be useless, were sent to the gas chamber."

- "The Müller Document." 1 October 1948 (original language: German). See R. Faurisson, "The Müller Document," *The Journal of Historical Review*, Spring 1988, pp. 117-126. According to the Austrian Emil Lachout, the Allied military police and its Austrian auxiliaries regularly received copies of reports drawn up by the commissions of inquiry on the concentration camps. Those reports were used for research on "war crimes." On 1 October 1948, Commander Anton Müller and his second-in-command, Emil Lachout, sent the following memo from Vienna to all interested parties:²⁴⁶

*"Military Police Service
Circular Letter No. 31/48.
Vienna, 1 Oct. 1948.
10th dispatch.*

1. The Allied Commissions of Inquiry have so far established that no people were killed by poison gas in the following concentration camps: Bergen-Belsen, Buchenwald, Dachau, Flossenbürg, Gross-Rosen, Mauthausen and its satellite camps, Natzweiler, Neuengamme, Niederhagen (Wewelsburg), Ravensbrück, Sachsenhausen, Stutthof, Theresienstadt.

In those cases, it has been possible to prove that confessions had been extracted by torture, and that testimonies were false. This must be taken into account when conducting investigations and interrogations with respect to war crimes. The result of this investigation should be brought to the cognizance of former concentration camp inmates who at the time of the hearings testified about the murder of people, especially Jews, with poison gas in those concentration camps. Should they insist on their statements, charges are to be brought against them for making false statements."

²⁴⁶ Nowadays (2005), Dr. Robert Faurisson considers that document as highly dubious. Cf. Klaus Schwenzen, "Zur Echtheit des Lachout-Dokuments," *Vierteljahreshefte für freie Geschichtsforschung* 8(2) (2004), pp. 166-178.

- Ludwig Paulin, “Die Lüge von den 238 000/Was geschah im Lager Dachau?,” *Der Weg für Freiheit und Ordnung*, monthly journal, Dürer-Verlag, Buenos Aires, May/June 1954, pp. 352f. (sketch, p. 351; original language: German):

“A gassing chamber is being reported about in which the ‘Jews’ – one basically talks only about ‘Jews’ – are said to have been gased. The truth is, however, that there never was a gassing chamber at Dachau. The only thing that existed was a delousing chamber, which had to be built during the war, because arriving inmates were frequently lice-infested to such a degree that they posed a danger to the entire camp. The location and type of this delousing chamber can be gleaned from the sketch on page 351. The inmates to be deloused removed their clothes in rooms no. 9 and 10 and were examined by a physician, in order to subsequently take a shower in the shower room (no. 11). Then they receive fresh underwear and clothes from the camp’s stock in the dressing room (no. 12), after which they left the delousing facility. Meanwhile their old clothes and underwear were deloused and disinfected in the cells of the delousing chamber (no. 8). Just like all military delousing facilities, which used this procedure instead of hot steam or dry heat because it was gentler to the fabric, these cells contained rails in the ceiling onto which iron coat hangers with the clothes could be hung. The last of these hangers were still inside the delousing chamber as late as fall 1946. In accordance with the purpose of this room, there is still today a boiler in the basement meant to provide hot water for the showers.

After the war and on American orders, the tiles in the dressing room were removed and added on top of the tiles already in place in the shower room. Then the ceiling of the shower room was lowered, and conical shower heads made of sheet metal were added, although they are not connected to anything. It was then claimed that with these shower heads the Germans wanted to merely give the impression that this was a shower room, while in reality gas streamed in through lateral openings. However, to this day there are six floor drains in this room, plus the room can be heated! In addition, the concrete of the newly lowered ceiling, the concrete used to replace the tiles in the dressing room, and the concrete used for the ‘gallows platform’ (see below) have the same structure. It turned out that all this was built during May/June 1945.”

- Gerald Reitlinger, *The Final Solution: The Attempt to Exterminate the Jews of Europe, 1939-1945*. London, Jason Aronson, Inc., 1987 (the first edition appeared in 1953), p. 134:

“Thus, eventually every German concentration camp acquired a gas chamber of sorts, though their use proved difficult. The Dachau gas cham-

ber, for instance, has been preserved by the American occupation authorities as an object lesson, but its construction was hampered and its use restricted to a few experimental victims, Jews or Russian prisoners of war, who had been committed by the Munich Gestapo.”

- Stephen F. Pinter, Letter on “German Atrocities” in *Our Sunday Visitor*, 14 June 1959, p. 15:

“I was in Dachau for 17 months after the war, as a U.S. War Department Attorney, and can state that there was no gas chamber at Dachau.”

- Martin Broszat, Institute for Contemporary History in Munich, letter to *Die Zeit*, 19 August 1960, p. 16 (original language: German):

“Neither in Dachau, nor in Bergen-Belsen, nor in Buchenwald, were Jews or other inmates gassed. The gas chamber in Dachau was never completed and put ‘into operation.’”

- *Common Sense* (New Jersey, USA), 1 June 1962, p. 2, republished from *Combat*, London, England, “The False Gas Chamber”:

“The camp had to have a gas chamber, so, since one did not exist, it was decided to pretend that the shower bath had been one. Capt. Strauss (U.S. Army) and his prisoners got to work on it. Previously it had flag-stones to the height of about four feet. Similar flag-stones in the drying room next door were taken out and put above those in the shower bath, and a new lower ceiling was created at the top of this second row of flag-stones with iron funnels in it (the inlets for the gas).”

- Nerin E. Gun, *The Day of the Americans*, New York, Fleet, 1966, between p. 64 and p. 65, three photo captions read:

“1. The ‘shower.’ Photographed by Gun [a former inmate] with stolen camera. This was, of course, the gas chamber;

2. Inside the gas chamber. The Zyklon B bomb [sic] made by the German industrial giant, I.G. Farben, was dropped on the floor. Prisoners were told they were going to take a shower;

3. The gas chamber. At the moment of the liberation, the hour of the last operation was still written on the door. Since then, Germans have tried to deny that there was a gas chamber in the camp. This photograph is proof: it was taken the day of the liberation.”

On p. 129, the author indicates that in Dachau “3,166 were gassed.”

- Paul Berben, *Dachau 1933-1945, The Official History*, London, The Norfolk Press, 1975 (original language: French; first published 1968). As the book jacket indicates, this is the “Official History” of the camp. This 329-page work contains only a few, very confused paragraphs about the gas chamber, on pages 13 and 201-202. The gas chamber had allegedly been designed, for homicidal purposes (?), at the beginning of 1942, but in April 1945, at the time the camp was liberated, it had not yet functioned as such

“because, to a certain extent, it seems [emphasis added], of sabotage carried out by the team of prisoners given the job of building it.” (p. 13 of the French edition; this does not appear in the English edition of the book: London, The Norfolk Press, 1975, p. 8)!

What is confusing is that this team of prisoners seems to have been given the job of building, in that location, a *disinfection gas chamber* in October 1944: “In October 1944, the ‘Construction and Repair Commando’ chosen from that of the heating plant (*Kesselhaus*) was given the job of installing the pipes in the gas chamber” (p. 202 in the French edition, but left out of the English edition, p. 176). “During the winter of 1944-45, the disinfection squad, under the authority of the chief doctor, started disinfecting [in that location], by gas, the piles of vermin-ridden clothes” (English translation, pp. 8-91).

Please allow me one hypothesis and a few questions:

- HYPOTHESIS: That mysterious room at Dachau which, for the obvious reasons given by Fred Leuchter, could not have been used to gas humans, could it not have been, in the first place, a shower (thus explaining the inscription “Brausebad” on the outside), and, later, starting at the end of 1944, a disinfection chamber? Couldn’t the heating team have changed a shower into a disinfection gas chamber (and the inscription “Brausebad” been left on the outside)? Couldn’t that disinfection have been done with steam? At Auschwitz, the disinfections were carried out either in gas chambers (using, for example, Zyklon B) or in steam chambers; all for the disinfection of clothes.
- QUESTIONS:
 1. A panel located on the door to the room, for the benefit of visitors, bears an inscription. Until the beginning of the 1980s the English text was: “GAS CHAMBER disguised as a ‘shower room’ – never used.” Then, probably about 1985, it was changed to: “GAS CHAMBER disguised as a ‘shower room’ – never used as a gas chamber.” Why are visitors not told straightforwardly that the room has been used, but ... for the disinfection of clothes?
 2. Behind that chamber, they have shielded from the curiosity of visitors the entire part of the building where there is an enormous insulated pipe, a hand-wheel like that of a boiler, and other heating elements; there is a vague glimpse of it in the Nuremberg film (see above, PS-2430) and today one can see that part of the building through the windows of the rear part of the building. Why do they deny visitors normal access to that part of the building? Is it because it would be too obvious to specialists in insulation and heating that the whole installation is relatively common-

place? Why is it not possible to visit the room from which the enormous insulated pipe apparently originates?

3. Paul Berben obviously does not mention all the sources that he has used to sketch, in his fashion, the story of that mysterious room. He is satisfied to refer people to the testimony of Karl Nonnengesser. Why?
 - *Encyclopedia Judaica*, Jerusalem, 1971, article on “Dachau”:
 - “*Gas chambers [plural] were built in Dachau but never used.*”
 - Earl F. Ziemke (professor of history at the University of Georgia), *The U.S. Army in the Occupation of Germany, 1944-1946*, Washington, D.C., Center of Military History, U.S. Army, 1975, p. 252, mentions “the gas chamber” as if it had functioned.
 - Germaine Tillion, *Ravensbrück*, New York, Doubleday, pp. 221-222 (original language: French). G. Tillion firmly maintains that there was a gas chamber at Dachau and that it was used. She criticizes Martin Broszat for having written in *Die Zeit* that there was no “Brausebad” inscription, but Broszat wrote nothing of the kind (see above). She presents the report of Capt. Fribourg as if it established without any doubt the existence and operation of that gas chamber, but Capt Fribourg also wrote nothing of the kind (see above).
 - Paul W. Valentine, “WWII Veteran Recalls His Sad Duty at Dachau,” *Washington Post*, 21 April 1978, p. B3: an interview with “George R. Rodericks, a young U.S. Army captain in May 1945 when his unit was assigned to count the bodies at Dachau [...], an assistant adjutant general for the 7th Army in Germany [...] commanded the 52nd Statistical Unit responsible for maintaining U.S. personnel inventories.” This G.R. Rodericks, supposedly a statistician, gives incredible numbers of bodies (20,000 piled in a warehouse) and of gas ovens (50 to 60) and talks about “‘shower’ facilities where prisoners were gassed to death.”
 - Arthur Suzman and Denis Diamond, *Six Million Did Die/The Truth Shall Prevail*, Johannesburg, publication of the Committee of Jewish Representatives of South Africa, 1978, 2nd edition. On page 117 there is a quotation taken from a “Report on Dachau concentration camp [...] signed by C.S. Coetzee and R.J. Montgomery, who visited the camp on or about 7th May, 1945”:

“*The gas chamber, about 20 feet by 20 feet, bears all the characteristics of an ordinary communal shower room with about fifty shower sprays in the roof, cement ceiling and cement floor. But there is not the usual ventilation, and the sprays squirted poison gas. One noticed that the doors, as well as the small window, were rubber-lined and that there was a conveniently situated glass-covered peephole to enable the controller to see when the gas could be turned off. From the lethal chamber a door leads to the*

crematorium. We inspected the elaborate controls and gas pipes leading into the chamber. Behind the crematorium there was an execution place for those who had to die by rifle fire; and there were ample signs that this place had been in frequent use."

On page 122, the caption reads:

"Victims of the Dachau gas chamber lie piled to the ceiling in the crematorium."

Document L-159 is quoted on pages 127 and 129.

- International Dachau Committee, *Konzentrationslager Dachau, 1933-1945*, 1978, 5th edition (original language: German); p. 165:

"The gas chamber, disguised as a shower room, was never put into operation. Thousands of inmates destined for annihilation were sent to other camps or to Hartheim Castle near Linz for gassing."

- Robert Faurisson, *Mémoire en défensé contre ceux qui m'accusent de falsifier l'Histoire*, La Vieille Taupe, 1980 (original language: French). The author discusses, on pages 204-209, the correspondence that he exchanged in 1977 and 1978 with Barbara Distel, director of the Dachau Museum, and with Dr. A. Guerisse, president of the International Dachau Committee in Brussels, and deals with the impasse in which those people found themselves when asked to provide the slightest proof of the existence of a Dachau gas chamber used for executions.

- Robert Faurisson, *Réponse à Pierre Vidal-Naquet*, 2nd edition, Paris, La Vieille Taupe, 1980. On page 62, the author analyzes the testimony of Fernand Grenier, contained in his book, *C'était ainsi* (1940-1945), published by Editions Sociales, 7th edition, 1970, and reported in these terms (p. 267):

"To the side of the four crematory ovens, which never stopped working, there was a room. Some showers with sprinkler heads in the ceiling. In the preceding year [1944] they had given a towel and a piece of soap to 120 children, from 8 to 14 years of age. They were quite happy when they went inside. The doors were closed. Asphyxiating gas came out of the showers. Ten minutes later, death had killed these innocents whom the crematory ovens reduced to ashes an hour later."

- René Levesque, *Memoirs*, Toronto, McClelland & Stewart Limited, 1986, pp. 192-193:

"Before putting their prisoners to work [at Dachau], the Germans always stripped them of all their possessions, including their gold teeth. Then they worked them to death, especially the last year when rations were becoming scarce. At the end of the road they were sent to the 'baths' (Baden), shabby-looking sheds linked to a reservoir by a couple of pipes. When the baths were full to the seams they opened the gas, and then, when the last groans had ceased, the bodies were taken to the ovens next door."

When news of this reached Quebec, and for some time after, people refused to believe. Heavy scepticism greeted such stories, which surpassed understanding ... I can assure you that it was real, all right, that the gas chamber was real in its nightmarish unreality. The loaders had gone, trying to save their skins, leaving behind their last load of corpses, naked as worms in their muddy pallor."

These 29 references amount to only a sketch of a bibliography of the supposed "gas chamber" at Dachau. A researcher would have to do research in the Dachau Museum and in various research centers in the United States or Germany to study the transcripts there of the pre-trial investigation and the trials of such people as Martin Gottfried Weiss or Oswald Pohl. One could likewise compare photographs thought to represent the gas chamber or gas chambers of Dachau: three of those photographs are well known:

1. That of a G.I. wearing a helmet and looking at the disinfection gas chambers, thought at the time of the photograph to be homicidal gas chambers at Dachau;
2. Two G.I.s wearing police headgear and looking at the "shower" (Brausebad), then thought to have been the "gas chamber;"
3. G.I.s along with several American senators or congressmen visiting the interior of the so-called "gas chamber."

ADDITION (1990):

- **Yad Vashem**, *Encyclopedia of the Holocaust*, New York, MacMillan, 1990, article on "Dachau," written by Barbara Distel, Director of the Dachau Museum:

"In Dachau there was no mass extermination program with poison gas [...]. In 1942 a gas chamber was built in Dachau, but it was not put into use."

- Gloria Goldreich, "Knowledge without Understanding", *Hadassah Magazine* (USA), April 1990, p. 40:

"The article on Dachau [in Encyclopedia of the Holocaust], curator of the Dachau Museum in Germany, repeats the view that there was only one gas chamber at Dachau and it was not used for gassing people. Oral testimony, photographs and other American documentary evidence contradicts this view. Photographs clearly show a row of five gas chambers with the victims' clothing hung just outside on hooks. Testimonies of survivors, American liberators and the report of the Office of Strategic Services offer further corroboration."

9.3. Mauthausen

- Document PS499, 8 May 1945. A part of this document consists of a “List of the Different Methods of Killing Inmates in Concentration Camp Mauthausen” (original language: German), p. 2:

“Gas chamber.

The sick, the weak and those inmates unfit for work were from time to time gassed in the gas chamber, in addition to political prisoners who were to be eliminated. Up to 120 inmates, naked, could be fit into the gas chamber and then ‘Cyklon B’ was introduced. It often took hours for death to occur. The SS murderers watched the proceedings through a glass window in the door.”

- Document PS-2285, 13 May 1945. Deposition under oath by Lieutenant-General Guivante de Saint-Gaste and by Lieut. Jean Veith, both members of the French army (*IMT*, XXX, p. 142):

“The K prisoners were taken directly to the prison where they were unclothed and taken to the ‘bathrooms.’ This bathroom in the cellars of the prison building near the crematory was specially designed for executions (shooting and gassing).

The shooting took place by means of a measuring apparatus. The prisoner being backed towards a metrical measure with an automatic contraction releasing a bullet in his neck as soon as the moving plank determining his height touched the top of his head.

If a transport consisted of too many ‘K’ prisoners, instead of losing time for the ‘measurement’ they were exterminated by gas sent into the bathroom instead of water.”

It is odd that two *French* officers would have given a deposition under oath in *English*. The authors were neither questioned nor cross-examined about it. The American Executive Trial Counsel, Col. Robert G. Storey, read it into the record on 2 January 1946. The official French translation is faulty (*TMI*, IV, p. 270).

- Document PS-1515, 24 May 1945 (original language: German). The so-called “Deposition of the Camp Commander of Mauthausen Concentration Camp, SS Colonel (*Standartenführer*) Franz Ziereis.” In its original form, this ten-page document, typewritten in German, does not bear any signature. It says: “Franz Ziereis, lying on a straw pallet, wounded in the stomach and the left arm by two shots, made the following declaration to questions put to him by two persons of Intelligence.” Franz Ziereis was interrogated for six to eight hours, and then he died. That torture session took place in the presence of the American General Seibel, Commandant of the 11th Armored Division (still living in 1989, in Defiance, Ohio). One of the two interroga-

tors was Hans Marsalek, a former prisoner, who now lives in Vienna, Austria, a high official of the police and the author of numerous works on Mauthausen:

“By order of the SS-Hauptsturmführer Dr. Krebsbach, a gassing facility camouflaged as a bathroom was built in Mauthausen Concentration Camp. The prisoners were gassed in that camouflaged bath-room [...]. Actually the gas chamber was constructed in Mauthausen by order of SS-Obergruppenführer Glücks, who advocated the viewpoint that it was more humane to gas prisoners than to shoot them.”

This “deposition” is sometimes interrupted by remarks on the part of the interrogators, e.g., about the “insolent arrogance” of Ziereis. It ends with the following words: “Furthermore, Ziereis declares that, according to his estimation some 16,000,000 (?) people have been murdered in the entire territory of Warsaw, Kowno, Riga and Libau.”

For the comments that Ziereis supposedly had on Hartheim Castle, see below, “Hartheim Castle.”

An extra page says:

“Do not use 1515-PS – This statement has been corrected and superseded. – See: 3870-PS. – [Signed:] D. Spencer.”

- Document PS-2176, 17 June 1945. “Report of Investigation of Alleged War Crimes” by Major Eugene S. Cohen, Investigating Officer, Office of the Judge Advocate General (American Third Army). One finds some extracts from this in *IMT*, XXIX, pp. 308-314. This report seems to be the principal document concerning Mauthausen and Hartheim Castle. One can find it in the National Archives in Washington, Record Group 238, “U.S. Counsel for the Prosecution of Axis Criminality Nuremberg Papers,” Box 26, but a large number of the documents or exhibits were not available at the time of our research. Exhibits 75 and 77 are supposed to be declarations made by Ziereis. Exhibit 216 is a “Specimen of poison gas used in the gas chamber at Mauthausen and Gusen No. 1 and No. 2” (actually, a can of Zyklon B disinfectant).
- Document F-274, before October 1945 (original language: French). Official report of the French government, *IMT*, XXXVII, p. 118:

“[...] political prisoners [killed] in the gas chambers [plural] at MAUTHAUSEN, [...]”
- Document PS-2223, 3 August 1945 (?). “Report of Investigation of Alleged War Crimes.” Among twenty reports or depositions under oath, a report dated 13/14 February 1945 on the interrogation of two Polish deserters, both former members of the Polish Army, who relate their experiences at Mauthausen and Gusen:

“A gas chamber with a capacity of 200 took care of many other victims; many women, among the Czech patriots, suspected of sabotage and refusing to give information, were gassed there.”

- Document PS-2753, 7 November 1945 (original language: German). Testimony of an SS-man Alois Höllriegl, *IMT*, XXXI, p. 93:

“The noise that accompanied the gassing process was familiar to me.”

On 4 January 1946, at the trial, the American Associate Trial Counsel, Col. John Harlan Amen, questioned Alois Höllriegl. Amen did not ask him any questions about the gassing mechanism. The “confession” by Höllriegl about the Mauthausen gassings played the same role as the “confessions” of Rudolf Höss on the gassings at Auschwitz. In both cases, the interrogation was conducted by Amen for the purpose of incriminating Ernst Kaltenbrunner.

- Summary of instruction, *IMT*, 20 November 1945. Some French officers, after their attempt to escape the prisoner-of-war camps, were transferred to Mauthausen, *IMT*, II, p. 51:

“When they arrived in the camp, they were either shot or sent to the gas chambers.”

- Document PS-2430: *Nazi Concentration and Prisoner-of-War Camps: A Documentary Motion Picture*, a film shown on November 29, 1945, *IMT*, XXX, p. 468. In contrast to the excerpt from the film that deals with Dachau, the excerpt dealing with Mauthausen does not contain any view of a “gas chamber.” The film limits itself to showing a naval lieutenant from Hollywood, California, who states that people had been executed by gas in the camp: among those was an American Army officer taken prisoner by the Germans.

- Document PS-3846, November 30 and December 3, 1945. Interrogation of Johann Kanduth, former prisoner, *IMT*, XXXIII, pp. 230-243:

“They were shot in the back of the neck. There were also women. Some were killed in the gas chamber [...]. Gissriegel/ he had led the sick to the gas chamber [...]. Altfudish [...] led the women to the room where they undressed, afterwards he brought the next 30. They had to go to the gas chamber [...]. A record [was] made of the prisoners of CC Mauthausen who were killed by shooting, gassing, cremating or by injections [...]. [These notes] are true, that 2-3,000 were killed in the gas chambers or on transports, we don't know the exact number [...]. Kaltenbrunner [on a visit] went laughing in the gas chamber. Then the people were brought from the bunker to be executed and then all the three kinds of executions: hanging, shooting in the back of the neck and gassing were demonstrated. After the dust had disappeared, we had to take away the bodies.”

This testimony was read by U.S. Associate Trial Counsel Col. John Harlan Amen on 12 April 1946 in order to incriminate Kaltenbrunner (*IMT*, XI, p. 324).

- Document PS-3845, 7 December 1945 (original language: English). A deposition under oath by Albert Tiefenbacher, former prisoner, *IMT*, XXXIII, pp. 226, 227, 229:

“Answer: There were Czech women gassed but we did not get the list of their names. I did not have anything to do with the books [...]”

Question: Do you remember the gas chamber camouflaged as a bath house?

A. Yes, we always helped to carry the dead from the gas chamber.

Q. There were no shower baths in the chamber?

A. Yes. Cold and warm water was supposed to come out of them, but the flow of the water could be regulated from the outside of the room and mostly the water was turned off. On the outside of the room was the gas reservoir and two gas pipes led from the outside into the room. There was a slot at the back and the gas emanated from this slot.

Q. Gas never came from the showers?

A. All the showers were plugged. It was just to make the effect that the prisoners were entering a bathroom.

Q. [...]. Do you remember the last 800 people who were killed by a club or through drowning?

A. Yes, I know how people were led into the gas chamber and hot and cold water applied to them, and then they had to line up and were beaten until they died [...].

Q. Was Kaltenbrunner with [Himmler visiting Mauthausen]?

A. Kaltenbrunner is a dark fellow, I know him from the crematorium, but I cannot say whether he was with Himmler. I remember Himmler by his monocle.” (NB: Himmler wore glasses.)

On April 12, 1946, Col. Amen read to Kaltenbrunner, in court, a very short statement of A. Tiefenbacher’s sworn statement. In it Tiefenbacher claimed that he had seen Kaltenbrunner three or four times in Mauthausen. Kaltenbrunner replied that it was “absolutely false” (*IMT*, XI, p. 325). Tiefenbacher was not summoned to testify in court.

- *IMT*, VI, pp. 270, 276, 29 January 1946 (original language: French). Testimony of F. Boix, a Spanish refugee in France deported to Mauthausen. Mentions “the gas chamber” at Mauthausen.
- Document PS-3870, 8 April 1946 (original language: German). A statement by Hans Marsalek made more than ten months after the death of Zieryeis, May 23, 1945. See above, PS-1515. *IMT*, XXXIII, pp. 279-286. Hans Marsalek swore that:

“Franz Ziereis was interrogated by me in the presence of the Commander of the 11th [U.S.] Armored Division Seibel; the former prisoner and physician Dr. Kopszeinski; and in the presence of another Polish citizen, name unknown, for a period of six to eight hours. The interrogation was effected in the night from 22 May to 23 May 1945. Franz Ziereis was seriously wounded – his body had been penetrated by three bullets – and knew that he would die shortly and told me the following. [...] A gassing plant was built in Concentration Camp Mauthausen by order of the former garrison doctor, Dr. Krebsbach, camouflaged as a bathroom [...]. The gassing of the prisoners was done on the urging of SS Hauptsturmführer Dr. Krebsbach [...]. The gassing plant in Mauthausen was really built by order of SS Obergruppenführer Glücks, since he was of the opinion that it was more humane to gas the prisoners than to shoot them.”

Parts of this affidavit were read by U.S. Associate Trial Counsel Col. Amen on 12 April 1946 (*IMT*, XI, p. 330-332). Kaltenbrunner protested and insisted on having Hans Marsalek on the witness stand for a confrontation, but the latter never came. This is especially odd since in 1945-46 Marsalek was the number one witness and the number one expert on Mauthausen. Today he is the official historian of the camp. He was never examined and cross-examined in court about the mechanics of gassing in Mauthausen.

As for what Ziereis, according to Hans Marsalek, is supposed to have said about Hartheim Castle, see below, “Hartheim Castle.”

- Sir Hartley Shawcross, British Chief Prosecutor at the IMT 26 July 1946, mentions “the gas chambers and the ovens” not only at Auschwitz and Treblinka but also at Dachau, Buchenwald, Mauthausen, Majdanek, and Oranienburg (*IMT*, XIX, p. 434). Shawcross is still alive in 1990, living in London and serving in the British House of Lords.
- Simon Wiesenthal, *KZ-Mauthausen*, Linz & Vienna, Ibis Verlag, 1946 (original language: German). The author reproduces what he calls the “confession” of the commandant of Mauthausen, pp. 7-13. In reality, he reproduces Document PS-1515, but only in part and with strange changes; for example, the number of 16,000,000 persons put to death in the whole of the territory of Warsaw, Kowno, Riga, and Libau is reduced by Wiesenthal to “10,000,000” (p. 13).²⁴⁷ Likewise, see below, “Hartheim Castle.”
- Gerald Reitlinger, *The Final Solution*, *op. cit.*, p. 474:

“On May 8th, when Patton’s troops entered the camp, Ziereis was identified in the camp precincts and shot in the stomach. His dying confession,

²⁴⁷ On page 53 of that same book, the author reproduced a drawing that he himself had done and that supposedly showed three prisoners executed by the Germans at Mauthausen. It is a fabrication. The drawing was made from a photo of three German soldiers shot as “spies” by an American firing squad and published in *Life* magazine, 11 June 1945, p. 50.

having been taken down by an inmate in the presence of American officers who could not understand German, is not very reliable.”

- Olga Wormser-Migot, *Le Système concentrationnaire nazi, 1933-1945*, Presses Universitaires de France, 1968 (original language: French). On page 541, the author of that doctoral dissertation, who is Jewish, wrote that, in spite of the confessions of the SS after the war and some “testimonies” claiming there was a gas chamber in the camp at Mauthausen, she does not believe it and thinks that such allegations “seem to be nothing more than myths.” She says also that a large number of prisoners denied the existence of such a gas chamber, but unfortunately she does not give the names of those prisoners. As a result of her skepticism, Olga Wormser-Migot was severely persecuted; she was especially denounced by Pierre-Serge Choumoff.
- Vincente and Luigi Pappaletta, November 1979, *Storia Illustrata* (an Italian monthly magazine), p. 78 (original language: Italian). They claim that in the showers the prisoners were drenched not by water but by a deadly gas which squirted from small holes. The nature of the gas is not specified.
- *Encyclopedia Judaica*, Jerusalem, 1971, article on “Mauthausen”:
“Prisoners were also killed by phenol injection at the euthanasia installation at Hartheim until a gas chamber was constructed at Mauthausen.”
- Evelyn Le Chene, *Mauthausen*, Pierre Belfond, 1974 (original language: English), p. 74:
“The gas chamber at Mauthausen was filled with carbon monoxide, which was pumped down from the gas van when required.”
- Edith Herman, “Thirty Years Later ‘Death Camp’ Horror an Indelible Memory,” *Chicago Tribune*, 4 May 1975, Section 1:
“[Mayer] Markowitz was 26 years old on May 4, 1945, three years after he had arrived at Mauthausen, a death camp in Austria. There was no gas chamber there, and perhaps in a way that made it worse.”
- Dr. Charles E. Goshen, M.D. (Professor of Engineering Management at the Vanderbilt University School of Engineering, “was a captain in the U.S. Army Medical Corps when the events he relates occurred”) *The Tennessean*, 23 April 1978:
*“The deaths of the Jews led to examining the gas chambers. We found in the basement of the main prison building a small air-tight chamber and within it several empty and full tanks of HCN, a very lethal gas.
 Our prisoner-friends told us that the chamber had been used for two different purposes. Mondays, Wednesdays, and Fridays to de-louse bedding and clothing; Tuesdays, Thursdays, and Saturdays to execute prisoners. The three gas-chamber victims [whom] we found there obviously had been killed just before the SS troops fled.”*

- Pierre-Serge Choumoff, *Les Chambres à gaz de Mauthausen: La vérité historique, rétablie par P.S. Choumoff, à la demande de l'Amicale de Mauthausen*, Paris, Amicale, 1972. On pages 17-28, the author deals with the gas chamber. The adjacent room had been a control room for allowing gas into the chamber. The nature of the gas is not specified. A warm brick was brought into the gas cell. The gas was introduced into the gas chamber through a white-lacquered perforated pipe (p. 19). It is significant that the author, like all those who deal with this subject, avoids furnishing photos of the so-called gas chamber, with two exceptions: one shows the *exterior* of one of the two doors and the other, blown up to make it more dramatic, shows a *very small* part of the inside of the gas chamber. There is also a photo of a can of Zyklon B. On pages 83-87, the author strongly attacks Olga Wormser-Migot.
- Hans Marsalek, *Die Geschichte des Konzentrationslagers Mauthausen: Dokumentation*, Österreichische Lagergemeinschaft Mauthausen, Vienna, 1980, republished, first edition in 1974 (original language: German); p. 211:

“Before the gassings, an SS N.C.O. heated a brick in one of the Krematoriums and brought it into a small, divided room, located next to the gas chamber. This gas chamber contained a table, gas masks and the gas introduction unit connected with the gas chamber by means of a pipe. The hot brick was then laid on the bottom of the gas-introduction unit this served to accelerate the process of ‘Zyklon B’ crystals changing into liquid gas. With sufficient gas in the chamber, death by suffocation occurred in about 10-20 minutes.

When an SS doctor, watching through an observation ‘peephole’ in one of the two doors of the gas chamber, ascertained the onset of death, the gas chamber was cleared of gas by ventilators sucking it out into the open air.

The whole gassing process for one group, consisting of approximately 30 persons, beginning with undressing, the so-called medical examinations, murder, clearing the gas chamber of gas, and removal of cadavers took about one and half to two and a half hours.”

Hans Marsalek is considered the “official” historian of Mauthausen. See above, PS-1515 and PS-3970.
- Yehuda Bauer, *A History of the Holocaust*, Institute of Contemporary Jewry, Hebrew University of Jerusalem, assisted by Nili Keren, Toronto, Franklin Watts Publisher, 1982, p. 209:

“Although no gassings took place at Mauthausen, many Jews, as well as non-Jews, died there in a process the Nazis called ‘extermination through labor.’”

In 1988 Yehuda Bauer stated that he had made an “error” which would be corrected in the future editions of his book (Dokumentationsarchiv des österreichischen Widerstandes, *Das Lachout “Dokument,” Anatomie einer Fälschung*, Vienna 1989, pp. 33-34, which quotes a letter from Yehuda Bauer dated 2 September 1988).

- Eugen Kogon, Hermann Langbein, Adalbert Rückerl, *Nationalsozialistische Massentötungen durch Giftgas*, Frankfurt, S. Fischer Verlag, 1983 (original language: German):

“At the main camp, which had been established east of Linz in August 1938, the construction of a gas chamber began in the fall of 1941. The gas chamber was located in the basement of the hospital building, with the crematoria close by. It was a windowless room, camouflaged as a shower room, 3.8 meters in length and 3.5 meters wide. A ventilation unit was installed; the side walls consisted partly of tiles. There were two doors which could be closed airtight. All switches for electrical lighting, ventilation, water supply and the heating unit were located on the outside of this room. From an adjacent room, called the “gas cell,” gas entered through an enameled pipe that had a slot approximately 1 meter long cut into it on the side facing the wall, which was therefore invisible to the occupant of this room.

Remnants of this gassing unit are still discernable today.”

It is not true that “Remnants of this gassing unit are still discernable today.”

- Pierre-Serge Choumoff, *Les Assassinats par à gaz Mauthausen et Gusen, camps de concentration nazis en territoire autrichien*, Amicale des déportés de Mauthausen, 1987 (original language: French). Essentially this is the same study as the one published in 1972, but its confusion is greater. P.S. Choumoff, engineer by trade, shows great confusion regarding the gas chambers. He furnish neither proof nor technical details of the kind one could rightly expect from an engineer, but he is satisfied to call on the usual stories by “witnesses” (Kanduth, Ornstein, Roth, Reinsdorf...). He seems to consider the simple presence of the insecticide “Zyklon B” in the camp to be a proof of the existence of homicidal gassings. Choumoff estimates that at least 3,455 persons were gassed in the alleged gas chambers at Mauthausen.
- Michel de Boüard (former prisoner at Mauthausen), honorary dean of the faculty of letters at the University of Caen, member of the French Committee for the History of World War II, member of the Institut de France: statement made in an interview granted to *Ouest-France*, 2-3 August 1986, p. 6 (original language: French):

“In the monograph on Mauthausen that I presented in La Revue d’histoire de la Seconde Guerre mondiale in 1954, I spoke twice about a gas chamber. Having had time to think about that, I have said to myself:

where did I get the idea that there was a gas chamber at Mauthausen? It was not during my time in the camp because neither I nor anyone else suspected that there could have been one there, so it is therefore a bit of 'baggage' that I received after the war; it was generally admitted. Then I noticed that in my text, although I supported most of my statements with footnotes, there were none regarding the gas chamber [...]."

- The plaque displayed in the Mauthausen gas chamber (in April 1989) says the following (English version):

"The gas chamber was camouflaged as a bathroom by sham showers and waterpipes. Cyclone [sic] B gas was sucked in and exchanged through a shaft (situated in the corner on the right) from the operating room into the gas chamber. The gas-conduit was removed shortly before liberation on April 4th, 1945."

When the Fred Leuchter team inquired about the Mauthausen gas chamber on April 10, 1989, a staff member of the museum stated that the explanation given on the plaque regarding the shaft was not accurate. He explained that the gas had actually been introduced through a perforated pipe coming from a neighboring room. The pipe was no longer there and one could no longer find traces of its existence. The staff member said that the first explanation furnished about the functioning of the chamber came from the prisoners, who had said that the gas entered the chamber through shower heads; that explanation, he said, had long since been abandoned.

These 29 references amount to only a sketch of a bibliography of the supposed Mauthausen "gas chamber." A researcher would have to work in the archives of the Mauthausen Museum and in various archival sources in the United States and Germany.

ADDITION (1990):

- Yad Vashem, *Encyclopedia of the Holocaust*, *op. cit.*, article on "Mauthausen." This recent encyclopedia is extremely vague on the subject of the Mauthausen gas chamber; pp. 948, 950:

"[...] the gas chamber [...] was disguised as a shower room [...]. [Some Czech women] were taken in groups to the gas chamber."

9.4. Hartheim Castle

- Document PS-1515, 24 May 1945, *op. cit.*, according to which Franz Ziereis is alleged to have stated:

"By order of Dr. Lohnauer and of Dr. Re[na]ult, professional criminals, non-reformable, were classed as mentally ill and sent to Hartheim near Linz, where they were exterminated by means of a special system by

Hauptsturmführer Krebsbach [...]. SS Gruppenführer Glücks gave the order to designate the weak prisoners as sick and to kill them by gas in a large installation. There, around 1-1/2 million persons were killed. The area in question is named Hartheim and is located 10 kilometers in the direction of Passau [...]. The [insane] were taken to the provincial institution [Landesanstalt] of Hartheim near Linz. I [Franz Ziereis] found that with at least 20,000 prisoners, at the same time as the real mentally ill, it was necessary to have in the course of the year, according to my estimate (for I have seen the piles of files in the cellar) around 4 million persons gassed. The establishment in question at Hartheim used carbon monoxide. The room in question was laid out with tiles and camouflaged as a bathroom. The execution of this work was not entrusted to the SS, with the exception of Dr. L[ohnauer] and Dr. Rena[u]d, but to police officers.”

– Document PS-2176, 17 June 1945, *op. cit.*, Exhibit 213. This document can no longer be found at the National Archives in Washington. It came from a prisoner named Adam-Golebsk or Adam Golebski. Evelyn Le Chene mentions it (*Mauthausen*, 1971, *op. cit.*, pp. 104-107) and Pierre-Serge Choumoff is supposed to have reproduced it in a French translation (*Les Chambres à gaz de Mauthausen*, 1972, *op. cit.*, pp. 40-42). According to what Evelyn Le Chene and Pierre-Serge Choumoff say, the author of that document claims that on 13 December 1944 he came, along with 20 prisoners from Mauthausen, to Castle Hartheim to transform the entire place into a children’s home. Their work lasted 18 days. He saw a room which looked like a small bathroom; the iron door was isolated with rubber; its locks were massive with a sliding bolt, and there was a small round slot. The lower halves of the walls were covered with tiles and there were six showers. From that room a similar door led to another small chamber where there was a gas apparatus, gas bottles and several meters.

– Document F-274, prior to October 1945, *op. cit.*, p. 176:

“Some prisoners were taken from Mauthausen to Castle Hartheim to be gassed there.”

– Document PS-3870, 8 April 1946, *op. cit.*: [Franz Ziereis is supposed to have stated:]

“On the order of Dr. Lohnauer, professional criminals, non-reformable, were sent as mentally ill to Hartheim near Linz where they were exterminated by means of a special system of SS-Hauptsturmführer Krebsbach [...]. SS-Gruppenführer Glücks gave the order to classify the weak prisoners as mentally ill and to kill them in a gassing installation that existed at Castle Hartheim near Linz. There, about 1-1/2 million human beings were killed [...]. The number of prisoners who were put to death at Hartheim is

not known but the number of victims of Hartheim is around 1-1½ million when you consider the civilians who were sent to Hartheim."

- Simon Wiesenthal *KZ Mauthausen*, 1946, *op. cit.* Just as for Mauthausen, the author reproduced PS-1515 but with some strange differences, similar to his views of the same document in regard to Mauthausen (see listing under "III. Mauthausen" above).
- Gerald Reitlinger, *The Final Solution*, 1971 (originally published in 1953), *op. cit.*, p. 141:

"Hundreds of prisoners at Dachau, Aryan or Jewish, were gassed at Schloss Hartheim at the beginning of 1942, after having been judged only on their political past."
- Olga Wormser-Migot, *Le Système concentrationnaire nazi 1933-1945*, 1968, *op. cit.* The author mentions Hartheim in an extremely vague manner as a place of "extermination" (pp. 154, 538, 540).
- *Encyclopedia Judaica*, 1971, *op. cit.*, article on "Mauthausen." See the citation above, p. 312.
- Evelyn Le Chene, *Mauthausen*, 1971, *op. cit.* See above document PS-2176, Exhibit 213. A floor plan of Hartheim, done by the author, is located on page 105.
- Pierre-Serge Choumoff, *Les Chambres à gaz de Mauthausen*, 1972, *op. cit.* See above document PS-2176, Exhibit 213. A floor plan for Hartheim is on page 38. It is supposed to come from a Mauthausen prisoner named Bahier. It is dated "Linz, 6 September 1945" and is located in the files of the Criminal Police in Linz (reference number T.G.B. N.R.K. 2081/85).
- Lucy S. Dawidowicz, *The War against the Jews, 1933-1945*, New York, Bantam Books, 1975, pp. 178-179:

"Patients slated for killing [...] were then transferred to one of six 'euthanasia' installations (at Bernburg, Brandenburg, Grafeneck, Hadamar, Hartheim, and Sonnenstein) [...] The procedure was pragmatically simple and convincingly deceptive. In groups of twenty or thirty, the patients were ushered into a chamber camouflaged as a shower room. It was an ordinary room, fitted with sealproof doors and windows, into which gas piping had been laid. The compressed gas container and the regulating equipment were located outside. Led into the chamber on the pretext that they were to take showers, the patients were gassed by the doctor on duty."

The author gives no source for the description of that procedure.
- Hans Marsalek, *Die Geschichte...* 1980, *op. cit.*, p. 213:

"As soon as a group was in the gas chamber, the steel doors were closed, the gas allowed in, and the victims killed. Then the room was ventilated with the help of ventilators."

The author does not specify the nature of the gas used. He adds that a German named Vincenz Nohel had sworn, before being hanged by the Americans, that 30,000 persons had been killed at Castle Hartheim in the course of the “Euthanasia Action.”

- Eugen Kogon, Hermann Langbein, Adalbert Rückerl *NS Massentötungen...* 1983, *op. cit.* In this book, which is supposed to have reviewed all of the mass gassings, Hartheim is mentioned only in the chapter about “euthanasia” (pp. 62, 76-79); neither the type of gas supposedly used (CO?), nor the total amount of victims is clearly indicated.
- Raul Hilberg, *The Destruction of the European Jews*, 1985, *op. cit.*, pp. 872-873. The author, who does not mention any gas chamber at Mauthausen, states that Hartheim was one of the several “euthanasia stations equipped with gas chambers and bottled, chemically pure carbon monoxide gas.”
- Pierre-Serge Choumoff, *Les assassinats par gaz [...]*, 1987, *op. cit.*, gives no data about the gas chamber at Hartheim. He says that, according to the confessions of the German Vincenz Nohel, 8,000 inmates from Mauthausen and Gusen were gassed in Hartheim Castle.
- Hans Marsalek, Hartheim, *Establishment for Euthanasia and Gassing: Accessory Camp to the KZ (Concentration Camp) of Mauthausen* (abridged version for the Austrian Mauthausen Camp Community, translated by Peter Reinberg), 4 pages. Available at Hartheim Castle (1989). This pamphlet states that approximately 30,000 people were gassed at Hartheim by “Zyklon B” gas.

ADDITION (1990):

- Yad Vashem, *Encyclopedia of the Holocaust*, *op. cit.* This four-volume encyclopedia does not contain any entry for “Hartheim,” but only mentions it on pages 342, 452, 632, 952, 968, 1129, and 1408. The type of gas used at Hartheim supposedly was not Zyklon but carbon monoxide (p. 1129). The victims, especially the mentally ill, supposedly were prisoners transferred from Dachau (p. 342) and from satellite camps of Mauthausen like Gusen (p. 632) or Melk (p. 968).

9.5. 1988: Jewish Historians Face the Problem of the Gas Chambers

- Olga Wormser-Migot, *Le Système concentrationnaire nazi (1933-1945)*, Paris, 1968 (original language: French). A section of that thesis is entitled “The Problem of the Gas Chambers”; it is equivalent to three pages long (between p. 541 and p. 545). The author does not believe in the existence of gas chambers at either Dachau or Mauthausen.

- Lucy Dawidowicz, *The War against the Jews 1933-1945*, New York, Bantam Books, 1975. The author does not mention gas chambers or gassings at either Dachau or Mauthausen.
- Raul Hilberg, *The Destruction of the European Jews*, revised and definitive edition, New York, Holmes & Meier, 1985. In that “definitive” work of three volumes and 1,274 pages, Hilberg makes no mention of gas chambers or gassings at either Dachau or Mauthausen.
- Arno J. Mayer, *Why Did the Heavens Not Darken? – The “Final Solution” in History*, New York, Pantheon Books, 1988, pp. 362-363:

“Sources for the study of the gas chambers are at once rare and unreliable [...]. Most of what is known is based on the depositions of Nazi officials and executioners at postwar trials and on the memory of survivors and bystanders. This testimony must be screened carefully, since it can be influenced by subjective factors of great complexity. Diaries are rare, and so are authentic documents about the making, transmission, and implementation of the extermination policy. But additional evidence may still come to light. Private journals and official papers are likely to surface. Since Auschwitz and Majdanek, as well as the four out-and-out killing centers, were liberated by the Red Army, the Soviet archives may well yield significant clues and evidence when they are opened. In addition, excavations at the killing sites and in their immediate environs may also bring forth new information.”

10. Appendix

10.1. The Gas Chamber at Dachau: Now You See It, Now You Don't

By Carlos W. Porter

We are all familiar with an instrument called the kaleidoscope, in which loose bits of glass are reflected by plane mirrors showing each bit of glass in 6 places at once, creating the illusion of a symmetrical design.

A similar phenomenon occurs in "War Crimes Trials," in which gas chambers are shown in 3 different places at once, and anywhere from 1 to 6 in number, creating the illusion of a Common Design (sometimes referred to as a Common Plan) for the extermination of human beings.

An example of this illusion is the gas chamber at Dachau, which appeared in April of 1945, disappeared from Dachau by November of that year, only to reappear at Nuremberg in December, after which it disappeared from Nuremberg and only entered the scene again as "proven fact" in the trial of Oswald Pohl in 1947 (along with the steam chambers of Treblinka).

The following is, I believe, a complete list of pretrial exhibits mentioning this "gas chamber," which was to be "proven" in the First Dachau Trial (trial of Martin Gottfried Weiss, U.S. National Archives, M1174, 6 reels). The pre-trial gas-chamber exhibits (report, diagrams, shower nozzle) are on Reel 1, but they were never introduced into evidence and are missing from the trial exhibits (Reel 4). The trial transcripts (Reels 2 & 3) contain no mention of any gas chamber at Dachau except for a few sentences in the testimony of Dr. Blaha (Volume 1, pp. 166-169). Hence, the gas-chamber accusation had been dropped before trial.

It is apparent that the U.S. Army Corps of Engineers knew before November 15, 1945, that no gas chamber could function in the manner described and that other stories of gas chambers functioning in a similar manner were not true. Yet a decision was made to continue this accusation in other trials for political reasons.

Microfilm pages 000050ff.: "*Report of the Atrocities Committed at Dachau Concentration Camp. Vol. 1. War Crimes Investigation Team No. 6823. Signed by David Chavez Jr. Colonel, JAGD, 7 May 1945.*"

Microfilm pages 000071-000075: "*Exhibit F photograph of gas panel / S3 photograph of gas chamber / V2 plan of water and gas installations / V10 shower nozzle removed from gas chamber / V11 label removed from cans (Zyklon) found in or near gas chamber*"

Page 25 of “Chavez Report,” 00089 of microfilm pages: *“The new building had a gas chamber for executions. [...] the gas chamber was labelled ‘shower room’ over the entrance and was a large room with airtight doors and double glassed lights, sealed and gas proof. The ceiling was studded with dummy shower heads. A small observation peephole, double glassed and hermetically sealed was used to observe the conditions of the victims. There were grates in the floor. Hydrogen cyanide was mixed in the room below, and rose into the gas chamber and out the top vents. (Exhibit 34)*

Dr. Blaha witnessed the first test of the gas chamber in the new crematorium in early 1944, and examined the 7 victims used. Two were killed in the first test, an experiment to determine the amount of gas needed to kill a person (Exhibit 5).

Weight of general testimony shows that the gas chamber was developed successfully to get the desired results. Witness after witness mentions seeing living persons herded into the crematorium and never being seen again. When the chamber was not used it was because of the shortage of the materials to make the gas, the same reason for not using the crematorium continually, and certainly no change of heart on the part of the SS in charge. No witness can testify as an eye witness to an execution by gas except Dr. Blaha, because the crematorium and gas chamber [staff] was made up of condemned prisoners who lived in the crematorium yard and once in there, never left the area alive. Men picked for such duty knew that they were to be killed as persons too dangerous to the SS as possible future witnesses.”

Col. Chavez testified at trial on November 15, 1945, and made no mention of any gas chamber. There is no mention of any gas chamber in the testimony of Col. Lawrence Ball, another government expert witness. There is no mention of any gas chamber in the prosecution opening statement, summation, or judgement. No mention in the defense summations. No mention in the testimony, except for a few sentences in the testimony of Dr. Blaha. Not one of the forty defendants was asked a single question concerning any gas chamber. Dr. Blaha testified twice. In his second appearance as witness during prosecution “rebuttal,” he also makes no mention of any gas chamber. The Chavez report was rewritten and introduced into evidence at Nuremberg as “proven fact,” even though it was known to be untrue. (Documents L-159L, PS-2430).

The existence of a gas chamber at Dachau was not upheld in the judgement at Nuremberg.

Page 56 of this same report, the “Chavez Report” (000120 of the microfilm pages, Reel 1, M1174, National Archives): *“This new building also contained a gas chamber for execution. [...] the gas chamber was labelled ‘shower room.’ The first test of a gas chamber was in 1944, when prisoners were used to determine the amount of gas required to kill a person.”*

- 000132: “[Diagrams] drawing of piping section above chamber, ventilator, galvanized piping, open into gas chamber. Insulated piping. Gas chamber [...] gas chamber. Dachau prison camp.”
- 000133: “Grill covered inlets. Hinged door. Water[?] drains. Gas chamber. Dachau prison camp.”
- 000134: “Vents. Ceiling. Gas Chamber. Dachau prison camp. Shower heads flush with ceiling.”
- 000135: “[Diagram] Gas Chamber. Gas tight doors. Wooden shed believed to contain pump or compressor[?]. Piping system above chamber ceiling, dimensions of chamber 24’ x 18’ x 6’. Chamber constructed of smooth, pale-yellow brick like refractory brick, with small cement joints. Elevation. Gas chamber. Dachau prison camp.”

PRE-TRIAL WITNESS INTERROGATIONS AND OTHER EXHIBITS:

- 000199: “In February 1945, 65 Jewish children [...] arrived in the camp. [...] the children started crying and said: Please don’t put us into the gas chamber. When we replied there was no such thing as a gas chamber, they said: oh yes, our parents told us that we were going into another camp and that we would be put into a gas chamber. We repeated there was no such thing, but they answered: oh yes, oh yes, our father or mother, or uncle or cousin, [...] were put into the gas chamber because they were Jews. The children were kept in the camp for 2 or 3 weeks and were sent to the extermination camp in Auschwitz. Even old and hardened prisoners who had witnessed great inhuman treatment were deeply moved by the sight of the children.”
- 000204: “There was no gas chamber in the camp in working order[!]. A gas chamber was being built in the crematorium and in January 1945, work was going on at a high speed. The chamber was soon completed except for the gas boiler[?]. A railway worker who had to go in and out of the camp told me that a boiler had arrived at the Ostbahnhof, Munich, from Auschwitz. But this boiler, together with many gas cylinders had been destroyed in an air raid.”
- 000212: “The years 1940/43 seem to have been the worst period in Dachau and other similar camps. I was told by eyewitnesses of the mass extermination of Jews who were sent in a gas chamber 500 at a time [...].” Report on Prison Camp conditions dictated by Captain P.M. Martinot, 23 May, 1945.
- 000248: “Another specific provision was for a crematorium of four ovens and one[!] gas chamber (called ‘disinfection chamber’)[!]. I do not know whether this camp was ever built.”

- 000250: *“The most important building projects which were planned and executed during my presence were as follows: [...] one crematorium called ‘Barracke X’ in the concentration camp at Dachau, containing six[!] individual gas chambers[!] and 2 combustion ovens.”*
- 000277: *“The Polish priests were compelled to build the well-known crematory and gas chambers [plural...] they were dragged by their legs to the chambers[!] of death [...]”*
- 000379: *“Source said he visited a building that was designated as a shower room, but which in reality was a gas chamber.”*
- 000417: *“The following Signal Corps photos are contained in 1222614 and have been retained in the War Crimes Office in Washington D.C. Gas Chambers.”* (plural)
- 000420: Photo of soldier in front of door reading *“Gaszeit: (illegible) Vorsicht! Gas! Lebensgefahr! Nicht Öffnen!”* (gassing time... Attention! Gas! Danger to Life! Do not Open!) with the caption: *“Dachau Atrocity Camp: Gas Chambers [plural], conveniently located to the crematory, are examined by a 7th Army soldier. These are part of the horror chambers used by the Nazis before the 7th Army liberated the camp.”*
The door shown actually belongs to one of the four Dachau delousing chambers, see Fig. 63, p. 187.
- 000445: *“The following Signal Corps photos are contained in 12226 and have been retained in the War Crimes Office in Washington D.C. [...] (Gas Chamber).”* (singular)
- 000455: *“Photo [...] Yank examines fake shower head in the gas chamber [singular] at the Dachau Concentration Camp. Located in the crematory, unknowing prisoners were brought into the shower room marked ‘showers.’ Here they were stripped and after the door was closed, they were gassed.”*
- 000485: *“Here also, there were gas chambers [plural] camouflaged as ‘showers,’ into which prisoners were herded under the pretext of bathing, and the huge crematory ovens.”*
- 000486: *“Inside as well as outside[?] were gas chambers [plural] with adjacent crematory ovens [...] almost 100 naked bodies were stacked neatly in the barren room with cement floors. They had come from a room on the left marked ‘Brausebad’ for ‘shower bath.’ It really was a gas chamber [singular] a low-ceilinged room about 30 feet square. After 15 or 20 were inside, the doors were firmly sealed and the faucets turned on[!] and poison gas issued[!]. Then the bodies were hauled into a room separating the gas chamber from the crematorium. There were four huge ovens with a huge flue leading to a smoke-blackened stack.”*
- 000489: *“The troops also discovered gas chambers[!], torture chambers and ovens.”*

000496: *“We saw the original gas chambers, four huge cells [!] into which victims apparently were crowded and put to death. Later on this method was improved by construction of a large chamber with a jet in the ceiling, similar to showerbath sprinklers. The prisoners undressed in a room, where a man sat, with flowers on his desk, who gave them soap and a towel. Herded into the shower room, the gas was turned on while the operator watched its effect through a telescopic peephole.”*

000497: *“Gas chamber executions.”*

000506: *“Here one can see for oneself the lethal chamber where the people the Nazis doomed were gassed. It has imitation shower baths, installations with dummy sprinklers set in a pipeless ceiling [!], and gratings looking like water drains in the floor through which gas was sent.”*

So did it come through the floor or through the ceiling?

000508: *“‘Shower rooms’ [plural again] where gas was poured [!] into chambers.”*

000509: *“Jarolin [deputy camp commander at Dachau, defendant in Trial of Martin Gottfried Weiss...] said he thought they had gone to the gas chamber.” (singular)*

000513: *“Gas chamber deaths at Belsen.”*

It was admitted by the prosecution that many inmates were mentally ill, had lost their minds, or were wandering around in a mental daze, yet their statements were accepted as “fact,” no matter how contradictory. It was also admitted that Dachau had 6 hospitals and that 15,000 people died of disease in the last few months, and that emaciation is a symptom of dysentery. Defendants were convicted of “aiding and abetting in a common design,” even if no accusations were made against them by inmates (case of Gretsch and Schoepp).

10.2. The Gas Chamber at Dachau Revisited

By *Germar Rudolf*

In July 2011 I visited the Dachau concentration camp twice within a short period of time – the first time with Prof. Dr. Thomas Dalton (author of *Debating the Holocaust*), and the second time with a good acquaintance of mine. On that occasion we took many photographs and made several observations, some of which I want to report here.²⁴⁸

As mentioned by Leuchter, there used to be a sign in the alleged gas chamber making visitors aware of the fact that this room has never been used as a gas chamber. That changed a short while later, though. In the summer of 2011. The museum authorities presented this room as follows to the many thousands of tourists visiting it each year:

“Gas chamber – Here was located the center of the possible [sic!] mass murder. The room was labeled with ‘Shower Room’ for camouflage purposes, and equipped with shower heads which were fake. This was meant to mislead the victims, and prevent that they refused to enter into this room. Up to 150 persons could be suffocated in one batch within 15 to 20 minutes using poisonous hydrogen cyanide gas (Zyklon ‘B’).”

Hence they intentionally leave it open whether or not a mass murder was committed here.

10.2.1. Introduction Chutes

The introduction chutes described by Leuchter – which originally were probably trash chutes – deserve closer attention.

The lids of these chutes could once be moved, but the museum authorities had them welded tightly to the frame to prevent tourists from playing with them. Grooves for a gasket can be seen, but there aren’t any gaskets (any more).

Leuchter mentions that the brickwork around those two chutes visible on the outside as well as the structure of the tiles around the chutes inside the building indicate that the original brickwork was broken to accommodate the chutes, and later walled back up again. This would be tangible physical evidence for subsequent manipulations, and thus deserves a closer look.

Careful observation of the mortar used for the bricks right around the chutes reveals the following (cf. Ill. 49a-c):

²⁴⁸ See his article “Reexamining the ‘Gas Chamber’ of Dachau,” in: *Inconvenient History*, 3(4) (2011); www.inconvenienthistory.com/archive/2011/volume_3/number_4/



Ill. 49a (left), b, c (right): external view of the alleged "Zyklon B introduction chutes" of the alleged gas chamber at Dachau. The different mortar used for the surrounding bricks proves that these holes were opened only after the wall had already been erected.

- a) The smooth mortar made with sand differs noticeably from the coarse mortar made with aggregate (crushed gavel) used for the rest of the building (see Ill. 49a-c).
- b) The mortar was obviously added later on, as results from the fact that in places it flowed over the old mortar (see Ill. 49c).
- c) The new mortar around the chutes has an irregular pattern, which clearly shows that these holes used to install the chutes were broken through a finished, closed wall not having any holes in those locations.
- d) The tiles around the chutes on the interior of the wall were partially added later on or were replaced by other kinds of tiles looking distinct-



Ill. 50: Newly added tiles, or rather, fake tiles, around the introduction chutes.


ly different from the rest of the tiles in that room. In some cases these may actually be mere fake tiles made of plaster, which only look like tiles (see Ill. 50).

We may therefore conclude that these chutes were not part of the original wall. Although it is possible that the builders simply forgot them when erecting the brick wall and added them only afterwards, it is more likely that this is a post-war alteration. This emerges logically as well, since the alleged use of such primitive chutes to introduce Zyklon B is at least surprising, if considering that the camp authorities installed advanced Zyklon B gassing facilities in the same building – for clothes. Had they really planned to mass murder people with poison gas, it has to be expected that, for the release and dissipation of the deadly gas, technical design standards at least similar to the neighboring delousing chambers would have been applied to the homicidal gas chamber.

10.2.2. Ceiling

In his second expert report, Leuchter writes that the ceiling in the room labeled as “shower room” in the building named “Baracke X” at Dachau, that is to say: the alleged former homicidal gas chamber, is some 7.6 feet high (2.30 m). That is incorrect. The room’s floor slopes slightly toward the six floor drains, hence is not level. The distance between floor and ceiling is some 2.10 m close to the wall and some 2.15 m close to the drains.

A hole in the ceiling of this room where one of the false shower heads mentioned by Leuchter is missing (Ill. 51), as well as a photo taken in 1995 in the attic above this room (shown in the undressing room, archival no. 3408) indicate that this is a very primitive concrete made with brick fragments, rocks and all kinds of rubble. From beneath, a metal detector finds a great many iron objects scattered throughout the ceiling with no defined pattern. That ceiling is of very low quality, pointing to its having been made hastily and with severe shortage of building material. This is in stark contrast to the rest of the building.



III. 51: Missing shower head in the ceiling of the alleged gas chamber at Dachau, revealing concrete with brick fragments.

On the other hand, most of the 15 locations originally sporting false shower heads show signs of reworked concrete/mortar, see for instance Ill. 52. That may be a sign of repairs of the low-quality ceiling, or else it could mean that those shower heads were not part of the original ceiling and were mounted only later by chiseling out a conical hole and filling up the gaps with mortar afterwards.



Ill. 52: Fake shower head set in the ceiling of the alleged gas chamber at Dachau with traces of reworked concrete around it.

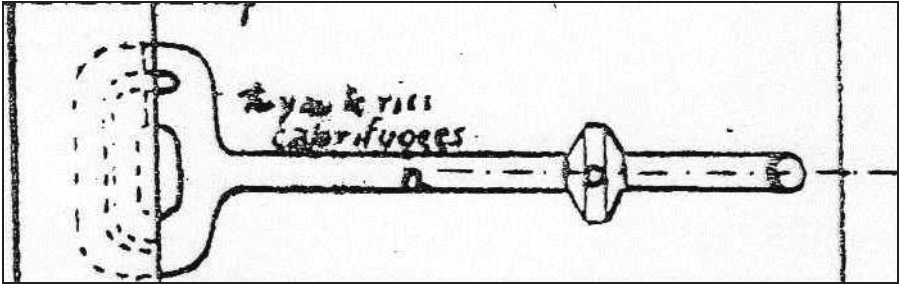
10.2.3. Ventilation System

A look through the window on the building’s rear side reveals on the viewer’s right-hand side a pair of heavily insulated thick pipes close to the room’s ceiling, hence a little above the gas-chamber ceiling. They apparently come out of the room above the gas chambers and go back into it. Directly next to it on the left-hand side runs a similar pair of pipes, yet uninsulated (see Ill. 53f.). Both pairs have a heavy valve operated by massive handwheels.

On May 25, 1945, hence shortly after the camp’s occupation by the U.S. Army, a certain Captain Fribourg, member of the French military mission in Dachau, prepared a description as well as a number of drawings of this strange installation. A copy of it is exhibited in the undressing room (archival no. 3407). If these drawings are correct, the insulated pipe goes in a loop, which makes no sense at all (cf. Ill. 55).



Ill. 53f.: Thick pipes in the room behind and in the area above the Dachau “gas chamber.”



III. 55: Alleged design of the pipe in the attic area above the gas chamber. Air enters through a chimney extending over the roof on the right, then runs through a heat exchanger connected to the building's steam central heating. Shortly before the wall the pipe splits into two, then into four pipelines, only to merge with itself on the other side of the wall. (Part of a sketch by Captain Fribourg, Dachau archival no. 3407)

An engineer's report requested by the Dachau museum and prepared by a certain architect Axel Will, however, describes the design of the pipes differently:²⁴⁹

"Air is drawn in via a pipeline of 400mm diameter extending over the roof, and is then led through a steam-operated heat exchanger. The pipeline is insulated behind the heat exchanger. It is split into two lines by means of a y-branch pipe, and leads with two pipes of 200mm diameter into the room adjoining the gas chamber. There the airflow can be adjusted with a valve each. Both these and the other two valves of the ventilation system are made of massive cast iron and carry a \$ sign in a circle. Such valves are common in gas pipelines but not in ventilation systems.

Behind the valves both pipelines are again led back into the attic area above the gas chamber and merged back together into one pipe. This pipe enters into a sheet-metal shaft [III. 56], which again goes through the adjoining room and leads the heated air to the air intake at the floor of the gas chamber.



III. 56: Warm-air-supply shaft behind the Dachau gas chamber.

²⁴⁹ The report comes from the Dachau archive, but was made available to Dr. Dalton only in fragments, from which it was possible to discover neither a date nor an archive number. Der Bericht stammt aus dem Dachauer Archiv, wurde Dr. Dalton jedoch nur in Teilen zugänglich gemacht, aus denen weder ein Datum noch eine Archivnummer zu erkennen ist.

This sheet-metal shaft is not insulated. This raises questions. Design logic suggests that this shaft would be the suitable location to add substances to the heated air prior to entering the gas chamber. The examination of the sheet-metal shaft has so far not revealed any opening for such a manipulation. Yet the missing insulation points to such a possibility.

The air left the gas chamber through two grilled openings in the ceiling, entering into two pipes of 200mm diameter each. These two pipes were led into the adjoining room as well and could there be closed with valves. The pipes are led back into the attic area and merged together to a single pipe of 400mm diameter. This pipe leads to the fan housing. The air coming out of the fan is pushed through pipes of 300mm diameter into the open. The reduced pipe diameter behind the fan results in a higher air speed und thus to stronger turbulences on exiting the pipe.”

Imagine this: in order to simply get warm air into the room, a pipeline is a) split into two, b) led outside the attic area, c) controlled via a cast-iron valve, d) led back into the attic area, e) merged back together into one pipe, f) led back out of the attic area and, g) fed into a shaft h) leading to the floor of the gas chamber, where i) it finally enters the chamber. Could it be any more complicated? A simple pipe with a simple valve would have been more than sufficient. None of this makes any sense at all.

Unwittingly Architect Will mocks the Zyklon B-introduction chutes as hare-brained nonsense by pointing out that any sane person wanting to kill people with Zyklon B in that chamber would have inserted the poisonous pellets in a basket inside the sheet-metal shaft, so that the heated air evaporates the poison steadily and distributes it quickly and evenly throughout the chamber.

Throwing pellets down a chute, however, raises endless problems, starting with the slow release of the poison and ending with the impossibility to get the pellets out of the chamber once all the victims were dead.

10.2.4. Peephole

The rear wall of the gas chamber is said to have sported a peephole, through which the executioners could observe what unfolds inside the chamber. A photo taken by the Americans shortly after the camp's occupation (archival no. 3410, also exhibited in the undressing room; see section enlargement III. 57) shows this hole beneath an electrical



III. 57: *Alleged peephole in the back wall of the gas chamber, here in a photo taken right after the war.*

switch. This is evidently a hole crudely smashed through a closed wall, hence a hole that was broken through only after construction. Since the room would have been inoperable for any claimed sinister purpose in such a state, it may safely be assumed that this shows the Americans at work rather than what they have found.

Today this hole is closed on the outside, but can still be seen from inside the gas chamber.



Ill. 58: Peephole viewed from within the chamber.

10.2.5. Steel Doors

The heavy steel doors leading into the chambers cannot be closed today. The door's latches do not have anything in the frame to catch, and steel pins welded to the doorframe actually prevent them from closing (Ill. 59a&b). These pins were welded in place probably on orders of the Museum authorities in order to prevent that this room's being closed by some prankster while tourists are inside. That assumption is supported by the fact that the doors of the de-lousing chambers in the same building have been completely decommissioned by welding them together, similar to the alleged Zyklon chutes.



Ill. 59a & b: The doors to the alleged gas chamber at Dachau cannot be closed nowadays: a missing closing mechanisms and blocking steel pins welded to the frame prevent this.

10.2.6. Floor Drains

The gas chamber has six large floor drains with cast-iron grates, inserted large sieves to catch dirt and hair, and with visible drain pipes at the bottom. It is therefore evident that this room was designed for the use of lots of water, not gas (see Ill. 60 a&b).

The drains' heavy, cast-iron frames and grates are typical for street drains. They seem to have a year cast ([19]62), which would indicate that they were put in place by the museum authorities during the site's preparations to serve as a museum (the museum opened in 1965). The original shower drains would probably have been destroyed by the massive expected visitor traffic.



III. 60a & b: One of the six floor drains inside the alleged gas chamber at Dachau. Left: grate removed, sieve in place; right: sieve removed; the exit drain pipe can be seen at the drain's bottom (top-most spot of the bottom).

10.2.7 Summary

It is almost certain that the introduction chutes were added after the war and are therefore forgeries, because the mortar and tiling traces are unequivocal, and these devices don't make any sense considering the availability of a complex ventilation system which could have been used to administer poison gas. It is questionable whether the lowered ceiling with the fake shower heads and the complicated but senseless ventilation system could have been installed by the Americans within a few days before they were ogled by visitors (among them several U.S. politicians). Maybe this room had been planned by the camp authorities for something completely different. Further research is required in order to come to definite conclusions in this regard. In spite of all the time which has passed since the war's end, this topic has not been seriously researched to this very day. At least no such research has been published.

Text based on the book *Vorlesungen über den Holocaust*, 2nd ed, Castle Hill Publishers, Uckfield 2012, pp. 88-95, slightly modified and enhanced. If not mentioned otherwise, all photos have been taken by the author on July 18 & 21, 2011.

10.3. Documents and Photographs



Fig. 61: Room in the Dachau Museum, allegedly a gas chamber, which was never in operation – so the Dachau museum claimed until the late 1990s on a sign in the middle of the gas chamber. Then they removed this sign and replaced it with a new one, claiming that some gassings occurred here after all.



Fig. 62: Heavy insulated hot water (or steam?) pipes in the room behind the alleged gas chamber of Dachau camp, leading into the space above the current room.¹




Fig. 63: Door of disinfestation chamber at Dachau. The inscriptions on the door specify that the chamber was last used from 7:30 to 10 in the morning. The warning reads "Caution! Gas! Life danger! Do not open!" The U.S. Army caption for this photograph declares deceptively: "Gas chambers, conveniently located to the crematory, are examined by a soldier of the U.S. Seventh Army. These chambers were used by Nazi guards for killing prisoners of the infamous Dachau concentration camp."⁷²



Fig. 64-66: Crematorium building at Dachau; top two pictures: after the liberation; bottom picture: in 1998. Note the differences between those pictures:

a) today, a ramp allows access for persons in wheelchairs;

b) a shed (circle top two pictures) was removed; two openings (arrows lower picture) are now visible at this spot, allegedly used to insert Zyklon B into the shower room – the claimed gas chamber.³



Fig. 67: Entrance to Dachau shower bath which was baptized "gas chamber" after the war.⁴




Fig. 68 & 69: Interior of disinfection chamber at Dachau; left: DEGESCH Kreislaufanlage (circulation device); right: view through the chamber.⁵

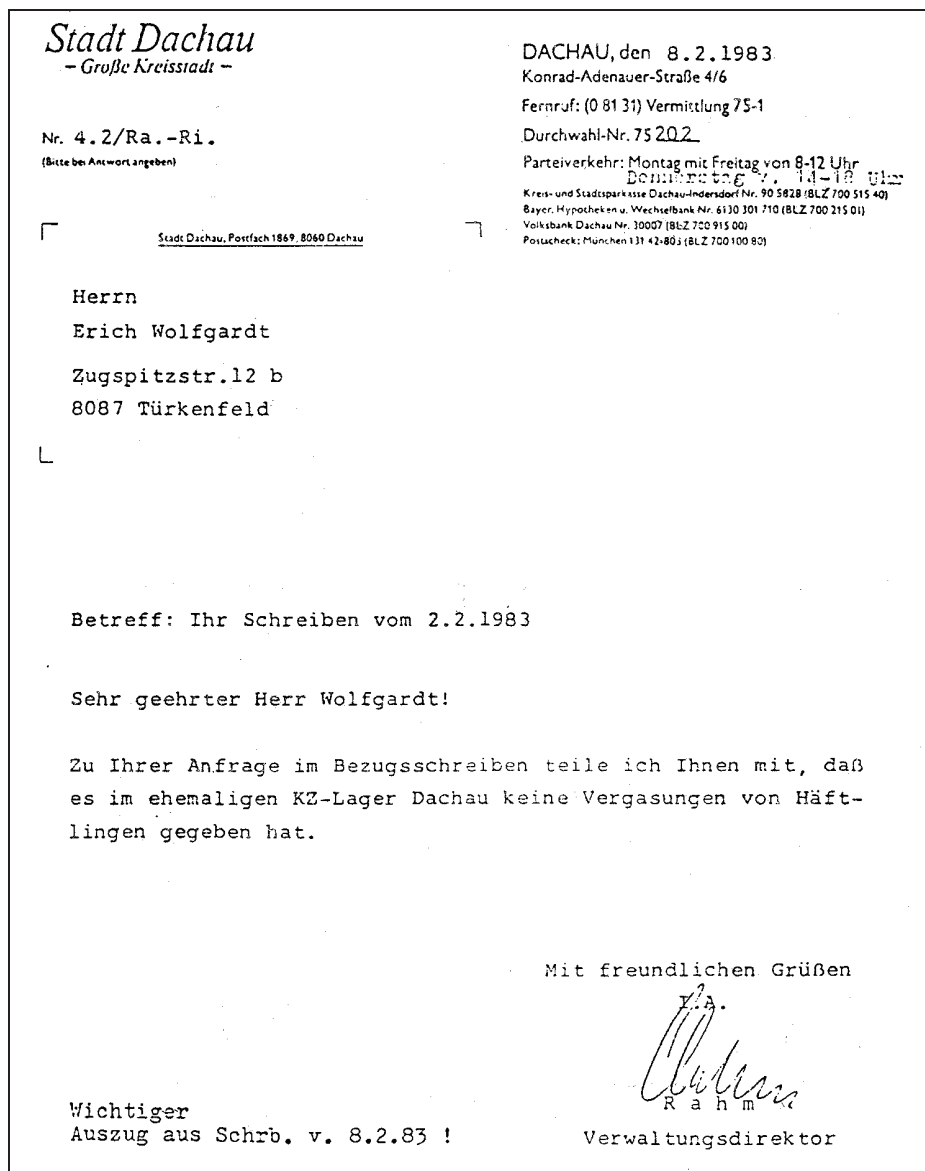


Fig. 70: Letter by the mayor of the city of Dachau, Bavaria, stating "that no gassings of inmates occurred in the former concentration camp Dachau."



Fig. 71-76: Photographs of the shower room in the former concentration camp Mau-thausen, falsely labeled as homicidal gas chamber. From left to right, top to bottom: entrance; shower heads and water pipes; waste water gutter; radiator; ventilation opening and radiator; ventilation chimney.⁶

Sources of Photos

- ¹ Taken from www.scrapbookpages.com/DachauScrapbook/GasChamber/interior02.html.
- ² US Army Audio-Visual Agency, SC 206194.
- ³ Top: National Archives, 208-AA-129J-30; middle and bottom: "The Concentration Camps," picture collection on CD, taken *in situ* by various individuals in 1998.
- ⁴ "The Concentration Camps" CD.
- ⁵ By courtesy of Arthur R. Butz, taken from A.R. Butz, *The Hoax of the Twentieth Century*, 3rd ed. Theses & Dissertations Press, Chicago, IL, 2003, p. 454.
- ⁶ Last four pictures by courtesy of Carlo Mattogno, taken from C. Mattogno, "KL Sachsenhausen," *Vierteljahreshefte für freie Geschichtsforschung*, 7(2) (2003), pp. 173-185, here p. 183.

The Third Leuchter Report

A Technical Report on the Execution Gas Chamber

0. Introduction

In October of this year (1989), I was asked by Mr. Ernst Zündel of Toronto Canada to inspect and document, in text, still photography, and video tape, an existing execution gas chamber in the United States.

This gas chamber was designed and constructed solely for the purpose of the execution of convicted criminals under United States law by means of hydrogen cyanide gas (Zyklon B). On November 15, 1988, I inspected the Execution Gas Chamber at the Mississippi State Penitentiary and documented said inspection with both still photography and video tape.

My international party consisted of Mr. Eugene Ernst, an experienced still and motion picture photographer, from Canada, who accompanied me to Germany and Austria earlier this year; and Mr. Karlheinz Geiger, from West Germany, a well-known documentary film producer. This report and subsequent on-site documentation are a result of that inspection.

1. Purpose

The purpose of this report and the inspection upon which it is based is to verbally and graphically demonstrate the design and construction requirements, operational protocol, and the personnel safety requirements of an execution gas chamber, which utilizes hydrogen cyanide (Zyklon B) gas for the execution of one or more condemned prisoners.

This report is intended to, and in fact does, support and corroborate the design and construction criteria defined in *The First Leuchter Report* of April 5, 1988. Because of the broad acceptance and use of this Leuchter Report in Europe and throughout the world, and a widespread demand for information and documentation on the only existing gas execution facilities, found only in the United States, Ernst Zündel commissioned this report. The information concerning the design and construction criteria for gas chambers and their operational protocol contained in this report is intended for use by all scholars, so that they may determine for themselves the impossibility of the existence of the alleged German (Nazi) Gas Chambers which are purported to be, or pur-

ported to have been, in various locations throughout German occupied Europe.

2. Background

The principal investigator and author of this report is a specialist in the design and fabrication of execution hardware in the United States utilized for the execution of condemned persons by means of hydrogen cyanide (Zyklon B) gas. Additionally, the investigator has constructed hardware for electrocution, lethal injection and hanging.

The investigator has inspected the alleged gas execution facilities at the German Concentration Camps in Poland and previously authored *A Technical Report on the Alleged Execution Gas Chambers at Auschwitz, Birkenau and Majdanek, Poland*.²⁵⁰ The investigator has likewise inspected the alleged gas chambers at Mauthausen Concentration Camp and Hartheim Castle in Austria; and Dachau Concentration Camp in Germany. He also has authored *A Technical Report on the Alleged Execution Gas Chambers at Dachau, Germany, Mauthausen and Hartheim Castle, Austria*.²⁵¹

The investigator has inspected the Gas Execution Chamber at the Mississippi State Penitentiary, has considered drawings of the chamber, consulted with the skilled operators of the chamber, studied the execution protocol utilized with the chamber and made drawings, photographs and video tapes of the chamber.

The investigator did not construct the Gas Execution Chamber at the Mississippi State Penitentiary, nor is he responsible for the protocol utilized there. This chamber was built in the early 1950s by the Eaton Metal Products Company of Denver, Colorado, who constructed this chamber, as they did most of the other chambers in the United States. In the construction of this chamber they utilized design criteria first developed and used in the early 1920s for the Arizona Gas Chamber. The protocol is wholly Eaton's, with the exception of special tailoring by the states.

3. Scope

The scope of this report includes a physical inspection and quantitative data obtained at the Death House (Parchman, Mississippi) at the Mississippi Department of Corrections, first-hand operational information supplied by oper-

²⁵⁰ See Section 1 of this book.

²⁵¹ See Section 2 of this book.

ating personnel and the investigator's own personal knowledge and work in the field.

Utilizing all of the above data, the investigator has limited the focus of this study to the development of a criteria package for the understanding, design, fabrication and use of execution gas chambers. This package is intended for use by those persons and scholars who would study the history and use of execution gas chambers and will enable the user to apply the aforementioned criteria to alleged existing gas execution facilities throughout the world and to make a scientific determination if any facility was ever used for, or could ever have supported the function of a homicidal execution gas chamber.

4. History

The history of the use of hydrogen cyanide gas for execution purposes and the development of the gas chamber is strictly a United States phenomenon. Prior to 1890, hanging was the legally utilized procedure for execution in the United States. In an attempt to find a more humane procedure, the New York State Assembly adopted electrocution. Many other states followed by accepting electrocution. Others were not satisfied, for one reason or another, and sought a more humane procedure. Because hydrogen cyanide gas was being utilized for fumigation purposes, some states began to look at the possibility of gassing.

In the early 1920s, Arizona passed enabling legislation and contracted with Eaton Metal Products of Denver, Colorado; Casper, Wyoming; and Salt Lake City, Utah to construct their new execution system utilizing hydrogen cyanide gas. Eaton developed a gas chamber to contain the gas, a generator to manufacture the gas, and a protocol to safely utilize the new equipment. Eaton subsequently installed chambers in Arizona, California, Colorado, Maryland, Mississippi, Nevada, North Carolina, Rhode Island and Wyoming. Missouri also utilized gas after the 1930s but their gas chamber, although as complex as the others, was constructed by a different company. Records at Missouri do not indicate who the builder was. The only major difference in all these chambers was whether they were for one or two executees.

In the years that have passed, most states have changed from gas to safer procedures. The only remaining states still utilizing gas are Arizona, California, Maryland, and Mississippi, and some of these states are considering changing to the safer procedure of lethal injection.²⁵²

²⁵² As of now there are no longer any States within the U.S. which use gas chambers for executions; editor's remark.

It is extremely fortunate that although gas-handling accidents have occurred, none has resulted in injury or death to gas chamber personnel as have accidents involving the use of hydrogen cyanide gas in other industries.

5. Mississippi Death House

The Death House at the Mississippi State Penitentiary is a one and a half story facility measuring some seventeen (17) by twenty (20) feet containing some three hundred forty (340) square feet and some two thousand, nine hundred ninety-two (2,992) cubic feet, owing to a ceiling height of some eight feet ten inches (8' 10"). It occupies part of, but is isolated from, the L-shaped Maximum Security Facility containing the maximum-security cells for the prison and Death Row. The entire facility is constructed of red brick. It has three steel doors, one from the Death Row area of the Maximum Security Facility opening into the Control Room (used to bring the executee into the Death House), a second in the rear of the building for official witnesses, which opens into the Witness Room, and the third or main door, which opens from the main yard into the Control Room.

The Lethal Gas Chamber, which occupies the proximate center of the Death Chamber, and the associated plumbing and hardware comprising the gas execution system, was installed by the Eaton Metal Products Company in October of 1954.²⁵³ It was reconditioned by Eaton in 1982. This system is a typical Eaton Lethal Gas Chamber and differs from other Eaton installations only by virtue of the fact that this has a single seat, where some of the others have two. The design and construction of the Eaton Lethal Gas Chamber has not changed since the original installation in Arizona in the early 1920s.

The Execution Chamber, 17 feet by 20 feet, is separated into three rooms by two partitions. The first partition divides the longer dimension of the chamber. From its anchor on a long wall, the partition extends slightly less than half-way towards its opposite anchor before encountering the mid-perimeter point of the hexagonal Gas Chamber, which has an interior diameter of 6' 2". Thus half of the Gas Chamber is in each room.

The partition is, in reality, a riveted steel bulkhead. It runs vertically from floor to ceiling. This divider separates the work area from the witness room, which is the largest of the three rooms. A second wall is fabricated of mortar, brick and plaster and runs perpendicularly from the steel bulkhead to the shorter, outside wall in the work area. It has a door and window, and separates the Chemical Room from the Control Room. The Chemical Room, which is the smallest of the rooms, has a trap door in the floor at the far end, which

²⁵³ See Figure 77 on p. 207.

accesses, via a ladder, a pit beneath the lethal gas chamber. In this pit is located the necessary plumbing for the lethal gas chamber and the gas generator. The Chemical Room contains a sink, counter, the acid mixing pot, the inlet valve and the necessary plumbing for the introduction of the acid/water and ammonia into the gas generator of the lethal gas chamber. The floor of the entire area is painted concrete.

6. The Lethal Gas Chamber

The lethal gas chamber is of welded and riveted steel construction.²⁵⁴ It is hexagonal in shape, but with the corners replaced with the base of an equilateral triangle whose theoretical third angle would have been the original corners of the hexagon. The base of this triangle measures some 7". Thus, each corner is actually two seams instead of one, each seam being one of the base angles of the equilateral triangle. The roof of the chamber is fabricated by a continuation of the side segments at a pitch of some 31 degrees from the horizontal. The height of the roof is some 23" above the top of the chamber. The chamber measures some 6' 2" in diameter from corner to corner and some 8' 10" high in the center. The floor area of the chamber is about 29.7 square feet and the volume of the chamber is some 263 cubic feet.

The lethal chamber has five gasketed windows of bulletproof glass set in riveted steel frames measuring 36" high by 25" wide. The tightness of the window gaskets is controlled by a series of nuts around the window frame which are loosened when the chamber is not being used, to extend the life of the gaskets. Three windows open into the Witness Room and two into the Control Room. The door aperture is 77" high by 34" wide and is oval in shape. A shaped neoprene gasket surrounds the opening which seals against a ribbed clamshell-like door.

Closure of the door and sealing is effected by means of a wormscrew assembly which is turned by a nautical-type wheel. The wormscrew is threaded through a curved bar which is fastened on one side to the hinge assembly and the other to a latching frame (dog). As the worm is turned, it bears against the curved bar which in turn pulls against the latching dog and the hinge, thus forcing the door against the gasket and sealing the aperture. The door is hinged in two places on the left side outside the chamber. The intake air valve is mounted at the base of the chamber to the left of the door on the outside. It is piped clockwise around the chamber to air intake grilles in the facets of the hexagon sides.

²⁵⁴ See Figures 80-82 on pp. 210f.

This comprises the air intake manifold system. There is one grille for each side (hexagon facet), except at the location of the door. An ammonia injection system is connected to the air intake manifold to neutralize any gas residue in the chamber and prevent any un-neutralized air-gas mixture from leaking back into the air intake manifold. A shroud completely covers the manifold piping for the intake air.

At the exact center of the top of the lethal gas chamber the exhaust valve and the 7"-diameter exhaust piping exit the chamber and continue on through the exhaust fan and the roof to the exhaust stack. The exhaust stack is some 13.5' above the roof. The Air Exhaust Valve is controlled by a lever and a mechanical connection external to the chamber and to the left of the door. The exhaust fan is coaxial to the exhaust piping above the chamber and is mounted on a frame on the roof of the chamber. The exhaust flue turns 90 degrees at the top of the chamber and enters the exhaust fan where it again turns 90 degrees to exit the building.

There is a mechanical plumbing vent from the gas generator under the chamber which connects to the exhaust system just prior to the exhaust fan. This vent passes through the floor of the gas chamber and the roof of the gas chamber before it inter-connects with the exhaust above the lethal chamber. The exhaust fan has a back-up motor in the event that the primary motor fails.

There are three explosion-proof lighting fixtures mounted in the ceiling of the chamber spaced at 120 degrees, the first being centered directly in line with the door. These fixtures are mounted at 90 degrees to the surface of the ceiling with the inlet being nearest the center of the chamber. Mounting these at 90 degrees to the surface allows for more head clearance when standing in the chamber. Additionally, there is an inlet and an outlet for both a mechanical stethoscope and an electronic heart monitor. These are to the right of the door as viewed from the outside.

There is also mechanical linkage for controlling the sodium cyanide pellet drop into the gas generator and opening the vent valve, which enters the right side of the chamber and traverses the floor to center of the chamber. A single chair occupies the center of the chamber directly over the gas generator. This chair is fabricated of steel and has head, arm and leg restraints. The chair is painted with black acid-resistant paint. The chamber interior and exterior has been painted with aluminum acid-resistant paint.

The lethal gas chamber is also equipped with a manometer, which reads the pressure in the chamber in inches of mercury. This enables the operators to determine if there is a pressure leak in the chamber at any time. There is also a shelf within the chamber upon which is placed a watch glass of phenolphthalein solution which is used as an indicator as to the presence of gas in the

chamber. When the chamber is clear of gas, the color of the phenolphthalein turns bright red.

The Gas Generator and plumbing system occupy the Lethal Gas Chamber, the Control Room, the Chemical Room, and the pit beneath the gas chamber. The Chemical Room contains the start of the system, and the gas generator in/under the lethal gas chamber is the termination of the system which dumps into a special sewer line.

The Chemical Room contains Acid Mixing Pot (9),²⁵⁵ trap #1, Ammonia Injector and Injector Valve (8), Inlet Valve (3), two water spigots at the Mixing Pot location, and a sink with running water elsewhere in the room.

The Control Room contains the Outlet Valve (4), being the only item not affixed to the lethal chamber. Affixed to the chamber are a Fan Damper Lever for Air Exhaust Valve (5), Ammonia Injector and Manifold Injector Valve (7), Air Valve Lever and Air Intake Valve (2), Gas Valve Lever (1), which controls Gas Generator Valve (10), Gas Generator Vent Stack Valve (A) and Cyanide Briquet Container (B), Packing Gland (11), Manometer (6), Vent Stack (C), and the Exhaust Fan which has a second back-up motor in event that the primary motor fails. Additionally, the switches for the emergency exhaust fans for all three rooms (Control, Witness, and Chemical) are located here.

The Pit beneath the Lethal Chamber contains trap #2, Gas Generator (D), two drain systems and one water supply system. All piping for the acid and gas drain and vent system is stainless steel. All piping for the sink drain and vent system is galvanized. The main drain is 4" black iron. This drain is not part of the prison's normal sewer system, which allows the hydrocyanic acid to biodegrade harmlessly into the environment.

There is an emergency exhaust-fan system to clear all three rooms in the event of a gas leak and emergency lighting in all three rooms as well. Further, in the event of a power failure, there is a back-up generating system which will supply electricity to ensure that the exhaust fan does not stop and the vacuum drop in the chamber, causing a leak of lethal gas.

Note: Numbers in parentheses are Eaton's numbers. Letters in parentheses are the investigator's. Number designations for Valves (numbers 3 and 4) are transposed in Eaton's text but not in the Eaton drawing. They are correct in all other locations.

The Gas Generator is comprised of the Gas Generator (D), Gas Valve Lever (1), the associated actuation linkage and Packing Gland (11), Gas Valve (10), Gas Generator Vent Stack Valve (A), and Cyanide Briquet Container (B). Gas Valve (10) is utilized as a seal for testing the integrity (pressure test) of the chamber as well as the mechanism for controlling the Cyanide Briquet (pellet) drop, while the actuator additionally controls the opening of the Gas Genera-

²⁵⁵ The numbers and letters in parentheses refer to the numbering in Figures 80-82 on pp. 210f.

tor Vent Stack Valve (A). When Gas Valve (10) is closed, the Gas Generator Vent Stack Valve (A) is open, and conversely.

The two Ammonia Injectors and their associated Injector Valves (7) and (8) are operated in the following manner: they consist of a glass bottle filled with ammonia with a rubber stopper. Through two holes in the rubber stopper, two tubes are inserted. The outlet tube is immersed in the ammonia (goes deep into the bottle) and is connected to the Injector Valve, which is in turn connected to the lethal chamber air-intake manifold or the piping directly beneath the Acid Mixing Pot (9), before Inlet Valve (3). The pressurizing tube barely enters the bottle and has a rubber pump ball on the other end. Air is pumped into the bottle utilizing the rubber pump ball, which creates pressure on the surface of the ammonia, forcing it out of the outlet tube into the system, when the respective Injector Valve (7) or (8) is open.

7. Lethal Gas Chamber Function

The function of a Lethal Gas Chamber is simple in theory, but complex in actual usage. Essentially, the executee is sealed into a chamber which is inwardly pressurized (evacuated) causing any leak of dangerous hydrogen cyanide gas to be inward. By means of an external actuator, sodium cyanide pellets (briquets) are dropped into warm, dilute sulfuric acid within the chamber. Hydrogen Cyanide (Zyklon B) gas is generated within the chamber due to the chemical reaction of the sodium cyanide and the sulfuric acid. The released gas surrounds the executee and terminates his life.

After a sufficient time has elapsed, the chamber is ventilated completely, with air in excess of 80 degrees Fahrenheit, many times over, and the subject is removed after proper neutralization with ammonia. The prussic acid, residual to the chemical reaction, must be disposed of. The Chamber must be neutralized by washing with ammonia and caustic soda or chlorine bleach. Care must be taken in handling the corpse, cleaning the chamber and gas generator, and evacuating the gas to see that no one other than the executee is killed.

The Mississippi Lethal Gas Chamber is operated in the following manner. First, it is tested to determine if all of the plumbing is clear and tight. This is done by opening Inlet Valve (3) and Outlet Valve (4) and running tap water into the Acid Mixing Pot (9) for five minutes. This determines that there are no blockages in the plumbing. Then Valve (4) is closed and tap water is run into the Acid Mixing Pot filling the Gas Generator (D) to the floor level of the lethal chamber. The piping in the pit is then inspected to determine that there are no leaks. The Gas Generator Valve (1) is then closed by utilizing Gas Valve Lever (1), trapping the water above the valve at floor level. Then, Out-

let Valve (4) is opened, allowing the water to drain into the sewer, since Gas Valve Lever (1) has opened the Gas Generator Vent Stack Valve (A).

Next is the vacuum test. First, check the Packing Gland and tighten the window frames onto the gaskets. Close and seal the door. Then place some water around Air Intake Valve (2) (to ensure a tight seal) and close Valve (2) by actuating Lever (2). Open Air Exhaust Valve (5) by means of Fan Damper Lever (5) and start exhaust fan. This will pull a vacuum on the chamber. We must now monitor the Manometer (6) to determine if it remains constant or indicates there is a leak. If there is no leak, the following is done to effect an execution: turn off fan and open the Air Intake Valve (2). This relieves the vacuum. Open the door. The heat must be turned on and the Death House brought to and maintained at a temperature of over 80 degrees Fahrenheit to prevent condensation of the hydrocyanic acid on the interior of the gas chamber, which would make cleanup extremely dangerous. Hydrogen cyanide gas condenses at 78.3 degrees Fahrenheit (25.7 degrees Celsius), and the intake air in the control room must be kept above this temperature.²⁵⁶

Utilizing the Gas Valve Lever (1), the Gas Generator Valve (10) should be opened and closed to eliminate any water trapped above the floor in the last test. The Sodium Cyanide briquet container above the valve should be thoroughly dried so that no moisture will reach the cyanide briquets until the execution begins. The door gasket, the window frames, the Packing Gland, the Manometer inlet, and the two heart monitor connections are coated with petroleum jelly as a guard against leakage. Two or more gallons of distilled water are poured into the system to insure that Traps #1 and #2 are full. All chemicals (acid and water as well as caustic soda) are mixed and readied.

Outlet Valve (4) should be closed to seal the system from the drain, and Intake Valve (3) should be closed to contain the acid/water mixture until ready. The Gas Generator Valve (10) should be verified as closed and the locking pin installed through the hole in the Gas Valve Lever. The sodium cyanide briquets should now be placed in the briquet container above the valve. The Acid should be mixed with warm distilled water and placed in Acid Mixing Pot (9). Air Intake Valve (2) should be closed. The Ammonia Injectors should be made ready by closing the Injector Valves and by pumping up the pressure. The watch-glass of Phenolphthalein solution is placed on the shelf within the chamber. The doctor tapes the mechanical stethoscope and the electronic heart monitor to the executee's chest. The door is closed and sealed.

²⁵⁶ HCN condenses on smooth surfaces only, if its vapor pressure reaches or exceeds 100% (dew point), i.e. if the air is saturated with HCN gas. At 25.7°C and normal pressure, all gas has to consist of HCN. The dew point of HCN for the concentration range of concern here (at maximum a few percent in air) lies way below the freezing point (0°C), so that basically no condensation of HCN can ever occur. Things are different in case of rough or moist surfaces, though, where absorption and capillary effects can occur, which can become quite dangerous.

The doctor verifies that the two heart monitors are working. The Air Exhaust Valve (5) should be closed and the exhaust fan should be started. The vacuum should be monitored on the Manometer (6). Inlet Valve (3) should be opened allowing the acid/water mixture into the gas generator, and then closed. The Acid Mixing Pot (9) should be completely filled with tap water to prevent backflow of gas. The Lethal Chamber is now ready for the execution.

The Emergency exhaust fans are now verified as operational. A monitor is stationed at the Manometer. A monitor is at each chamber window, Air Intake Valve (2), and the chamber door with a hand-held gas detector which senses Hydrogen Cyanide Gas to 10 ppm (parts per million). The emergency breathing apparatus (air packs) are verified as being immediately available to those present in the Death House. The execution can now proceed. The manometer (vacuum) is verbally verified and Air Intake Valve (2) is visually verified as closed. Additionally, special hydrogen cyanide first-aid kits are on hand in the Death House, special emergency physician's medical kits and two resuscitators are on hand at the infirmary, and two emergency ambulances are on standby inside the prison. The guard tower at the entrance sally port of the Maximum Security Facility is evacuated as a precaution against wind carrying the expelled air-gas mixture to the tower and killing the guard stationed there. This is the only time that this most-important security post is abandoned.

On command from the Warden, the execution is begun and the witness curtains opened. The locking pin is now removed from the Gas Valve Lever and the Gas Valve Lever (1) is thrown, opening the Gas Generator Valve (10) which drops the cyanide pellets into the acid solution beginning the generation of the gas. The monitors verify that the vacuum is holding and that there are no leaks detected. After several minutes, the executee will be dead and the doctor will verify this fact. The doctor will wait several more minutes and inform the Warden that the subject is dead. (Total time normally ten [10] minutes.) The Warden will then order the chamber to be cleared of gas and the witness curtains closed.

The Gas Valve Lever (1) will be returned to closed position which will close the Gas Generator Valve (10) (which will prevent any further gas from entering the chamber) and open the Gas Generator Vent Stack Valve (A) preparing the Gas Generator for draining. The Fan Damper Lever will be thrown, opening the Air Exhaust Valve (5). The Air Intake Valve (2) will be opened and the Manifold Ammonia Valve (7) opened. The Chamber will begin exhausting the air/gas mixture and the ammonia will begin to neutralize the hydrogen cyanide and protect against any leakage back through the Air Intake Valve (2). The Chamber will be cleared (according to tests) in one minute (Eaton says three). This exhaust procedure will continue for fifteen (15) minutes (at Eaton's instruction) to guarantee at least five full air changes.

Open Outlet Valve (4) allowing the prussic acid residue to pass into the sewer. Open Inlet Valve (3) allowing water in Acid Mixing Pot (9) to pass into the plumbing and flush the system while opening Ammonia Injector Valve (8) to insure no back-flow of poison gas. Pour Caustic Soda solution into Acid Mixing Pot (9) and flush continuously with tap water for fifteen minutes or more. Both Ammonia Injectors (Valves 7 and 8) should be turned off in ten (10) minutes.

After at least fifteen minutes of venting the chamber, the phenolphthalein solution should be checked for its characteristic red color, indicating that the chamber is clear. When the chamber is clear, two operators, wearing full chemical suits with air-packs and rubber gloves, will open the chamber and verify with gas detectors. (Previously, gas masks with hydrocyanic acid and ammonia were utilized.) The operators in the chemical suits ruffle the executee's hair to eliminate any trapped gas and then spray the executee and the chamber with ammonia. The doctor, now wearing a chemical suit with an air-pack, makes the final pronouncement of death.

The executee is now undressed and washed with a caustic soda or ammonia solution and is removed from the chamber and redressed in different clothing. His body is then ready for removal by the undertaker, who works on the body thereafter, with rubber gloves. The clothing worn by the executee at the time of execution is placed in a plastic bag and sealed, after which it is disposed of, generally by incineration.

The Gas Generator Valve (10) is now opened by throwing Gas Valve Lever (1). The Lethal Chamber and all its contents are washed with caustic soda (walls, floor and ceiling) and the residue flushed into the Gas Generator at the base of the chamber and thence down the drain. Gas Generator Valve (10) is then closed by throwing Gas Valve Lever (1) and the plumbing continuously flushed for another ten (10) minutes. Upon completion of the cleanup, approximately an hour after the execution ended, the Death House is secured with the exhaust fan left running.

The following day, the step-down maintenance is performed. An inspection is made to determine if everything is dry. The fan is then turned off. The equipment is then stored in its proper place. All valves are closed and then opened to half position to eliminate pressure on the packing. The nuts on the window frames are loosened to eliminate pressure on the gaskets. The door to the chamber is left open so there is no pressure on the gasket. The Air Exhaust Valve will not be closed, to eliminate pressure on the gasket. The Death House is now made permanently secure.

Prior to the next usage, all valves will be checked, the window gaskets will be tightened and the Packing Gland will be re-packed. The Chamber will be again tested to the procedure outlined above.

The two-man Lethal Gas Chambers built by Eaton were identical in design and construction to the one-man chamber at Mississippi, except that they had two seats and duplicate plumbing systems requiring that all chemical procedures had to be completed twice. Some of these chambers required that the cyanide pellets (often called “eggs”) be placed in a gauze sack and dipped into the acid solution in the generator below the chamber by a trip mechanism similar to the one in Mississippi, except that it was suspended from the chain instead of being fastened to the floor. This was changed because it was safer, in that no one had to handle the gauze sack after the execution.

The chemicals used by Mississippi are an approximate 37% Sulfuric Acid Solution (acid and distilled water) and an approximate 16 ounces of sodium cyanide. This requires twelve (12) pints of distilled water and six (6) pints of acid (98%), resulting in 18 pints of dilute sulfuric acid reacting with 24 briquets of sodium cyanide. This results in two (2) cubic feet of Hydrogen Cyanide gas at the 10-psi (approximate) operational pressure or an amount of approximately 7500 ppm.

8. Design Criteria for a Lethal Gas Chamber

This basic design was developed almost seventy years ago by those tasked with designing a device for the execution of condemned criminals. With very few exceptions, it is still state of the art. It is basic, effective and reasonably safe. Failure to follow these criteria in the design of a gas chamber would result in death to the operators and others not concerned with the execution process. These criteria were developed in the United States, where the only execution gas chambers were ever built, or used. These basic design principles have proven themselves for almost three-quarters of a century. They were even utilized by the Germans in the construction of their delousing chambers to fight vermin infestation and typhus in central Europe in the 1930s and 1940s.

Required: Design a Lethal Gas Chamber to utilize hydrogen cyanide gas for the execution of convicted criminals, knowing the gas is extremely deadly, explosive, and condenses at 78.3 degrees Fahrenheit.

The chamber and all inlets, whether electrical or mechanical, must be sealed to prevent leakage. The door must be gasketed with some type of pressure seal as used on water-tight doors at sea. The windows, if any, must be gasketed and sealed. Further, the chamber must be operated at a pressure less than the outside ambient pressure (vacuum) to insure that any leak would be inward.

Because the gas is explosive, all lighting and electrical hardware in the chamber must be explosion-proof. Any mechanical hardware must be pre-

vented from causing a spark, as well as the occupant who must be restrained from causing an explosion. The concentration of the gas at the generator or at its source (the inert carrier in the case of Zyklon B) is almost 100%, much greater than its 6% lower explosion level (lel).

Either the gas is to be generated, supplied from tanks or supplied from an inert carrier such as Zyklon B. If it is to be generated, mechanical means must be supplied to drop sodium cyanide into an acid solution. If it is to be supplied from tanks, a heated water jacket must be used to vaporize it from a liquid (its form in the tank). If Zyklon B is to be used, a hot air circulator must be employed to evaporate the gas (boil it off) from the inert carrier. The simplest means is to generate the gas in the chamber. If tanks are used, the heater and the valves must all be explosion proof. If Zyklon B is utilized, we need an expensive circulator, piping system, additional seals on the chamber and the pump and, further, must be concerned with possible gas leaks outside the chamber proper. Further, we must see that the heater never causes an electrical spark.

We must have a system for exhausting the air-gas mixture from the chamber and a stack above the tallest object to dissipate the gas before it can harm anyone. This requires an inlet valve and an exhaust valve, both gasketed, and an exhaust fan capable of sufficient flow to clear the chamber a number of times in a short span of time. The intake air must be heated to a temperature of greater than 78.3 degrees Fahrenheit (25.7 Celsius) to prevent condensation of the hydrocyanic acid in the chamber. We must add a strong base to the intake air to neutralize any leakage backwards to the operators.

After the usage, we must have a system or procedure to neutralize the executee's body of hydrocyanic acid and to purge the chamber of the same. This requires the washing of the subject, as well as the chamber, with a strong base while wearing protective suits and gas masks or air supplies. Further, we must have some type of indicator for gas leakage, as well as an air exhaust system to protect the operators. We require special hydrogen cyanide medical kits, resuscitators and doctors trained to handle an emergency. We must restrict the hydrogen cyanide gas and the residual prussic acid or Zyklon B carrier from unsuspectingly coming into contact with the operations.

9. Conclusion

The reader of this report should be able to immediately grasp the necessity for the utilization of these tried-and-tested principles for a lethal gas chamber design. Most of them are common sense. Even though the execution requirements only existed in the United States, we can immediately see that the Germans

utilized these criteria in the design and construction of the DEGESCH Delousing Chambers for Zyklon B. These were used only for pest and disease control.

If the readers of this report simply apply these basic common-sense design requirements to the alleged German Homicidal Gas Chambers in Poland, or elsewhere, they can immediately see the absurdity of considering these facilities as being gas chambers. It has been said that the United States chambers cannot be compared with the alleged German chambers because the problems encountered in executing two people are different from those encountered in executing hundreds. Not so. The problems are essentially the same, only greater and more dangerous. The larger the chamber and the greater the number of executees, the greater is the need to apply the basic design principles. Only a fool would attempt to execute one or more persons in a cold damp morgue such as the alleged Gas Chamber at Auschwitz I. Perhaps a dead fool.

Prepared this 6th day of December, 1989
at Malden, Massachusetts.
Fred A Leuchter Associates, Inc.
[Signed] *Fred A. Leuchter, Jr.*
Expert in Execution Technology
FAL/cal

10. Documents




Fig. 77: Eaton Proposal for the lethal gas chamber at the Mississippi State Penitentiary at Parchman, Miss., of 1954. Courtesy of the Mississippi Department of Corrections.

SAN QUENTIN STATE PRISON
LETHAL GAS CHAMBER
OPERATIONS
STEPS TO BE TAKEN DURING ACTUAL OPERATION AFTER
PRELIMINARY PREPARATIONS ARE COMPLETE

IN BRIEF:

1. Mix acid and water in mixing bowls (CHEMICAL OPERATOR)
2. Strap Prisoner in chair (CHAMBER OPERATOR ASSISTS)
3. Attach bag of sodium cyanide to immersing device (CHEMICAL OPERATOR)
4. Close and seal chamber door (BOTH OPERATOR)
5. Test chamber air tightness of chamber by use of Lever E and manometer M (CHAMBER OPERATOR)
6. Release acid to chamber receptacles (CHEMICAL OPERATOR)
7. Close supply valves A2 and B2 (CHEMICAL OPERATOR)
8. Fill mixing bowl with water (CHEMICAL OPERATOR)
9. Report "Everything Ready" in preparation room (CHEMICAL OPERATOR)
10. Report "Everything Ready" to Warden (CHAMBER OPERATOR)
11. Immerse sodium cyanide into acid (CHAMBER OPERATOR)
Note chamber now in operation - recommend not less than ten minutes.
12. Warden gives order to clear chamber.
13. Open exhaust valve by Lever E (CHAMBER OPERATOR)
14. Open receptacle drain valves A4 and B5 (CHAMBER OPERATOR)
15. Open supply valves A2 and B2 (CHEMICAL OPERATOR)
16. Open ammonia valves A3 and B3 (CHEMICAL OPERATOR)
17. Open water faucets A4 and B4 (CHEMICAL OPERATOR)
18. Open air manifold intake valve F (CHAMBER OPERATOR)
19. Open ammonia valve I (CHAMBER OPERATOR) Chamber is now being cleared of gas. it is recommended that period be about fifteen minutes.
20. Open chamber door - Physician's inspection - Body removal
21. Clean chamber and appurtenances and leave in condition for next execution.

Fig. 78: Operation instructions for the execution gas chamber of the San Quentin Penitentiary, Cal. (retyped).

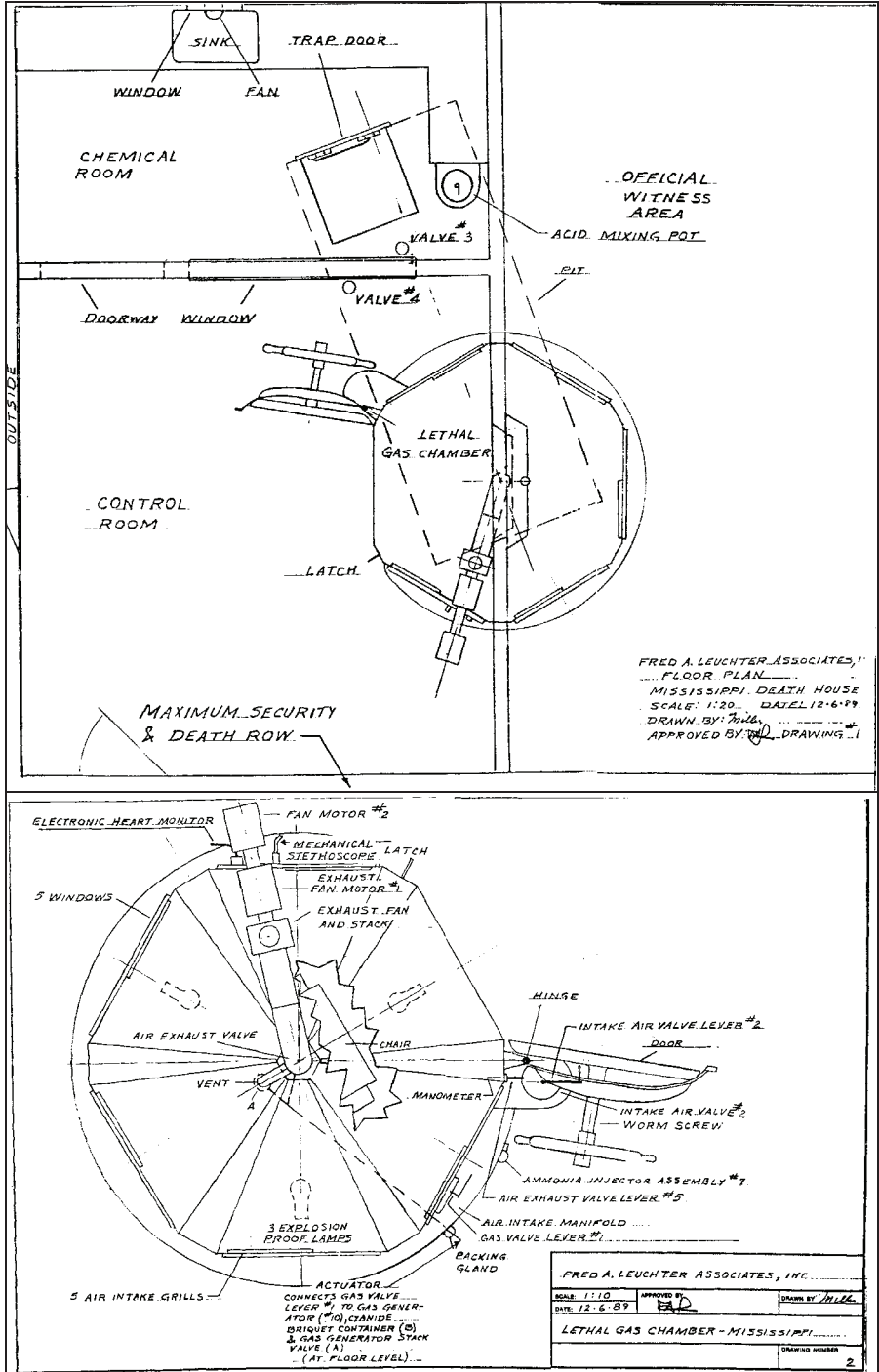


Fig 80 & 81: Technical drawings of the Parchman (Miss.) execution gas chamber.

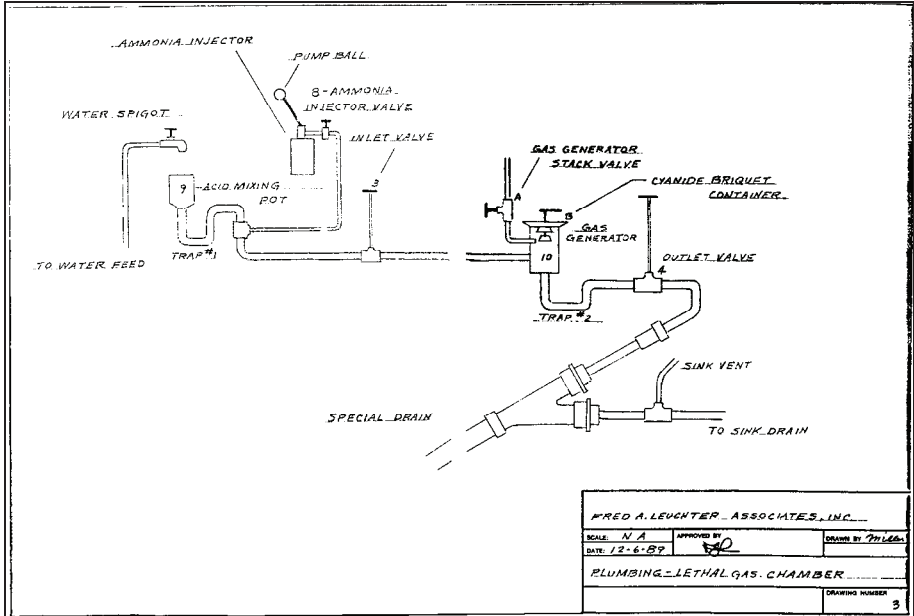


Fig 82: Technical drawing of gas generator of the Parchman (Miss.) execution gas chamber.

<p>Fred A. Leuchter Associates Consulting Engineers</p> <p>Proposal</p> <p>Missouri State Penitentiary Jefferson City, Missouri</p> <p>Gas Chamber and Death House Restoration</p> <p>December 31, 1987</p> <p>Fred A. Leuchter Associates Consulting Engineers</p> <p>231 Kennedy Drive Boston, MA 02148</p> <p>617-322-0104</p>	<p>PROPOSAL MISSOURI STATE PENITENTIARY GAS CHAMBER AND DEATH HOUSE RESTORATION</p> <p>1.000 SCOPE. The purpose of this proposal for the restoration of the Gas Chamber and Death House located at the Missouri State Penitentiary in Jefferson City, Missouri. It is resultant to lengthy discussions with prison personnel and on-site inspection of the Chamber and Death House.</p> <p>1.001 This proposal is broken into thirteen (13) parts.</p> <p>1.000 A brief history of the Gas Chamber.</p> <p>2.000 A description of the Chamber and Death House as it presently exists.</p> <p>3.000 A definition of the execution procedure and problems.</p> <p>4.000 An analysis and critique of the present system.</p> <p>5.000 Recommendations for changes.</p> <p>6.000 Discussion of the personnel safety.</p> <p>7.000 A description of the recommended changes and new systems.</p> <p>8.000 A discussion of procedures.</p> <p>9.000 A detailed description of material and labor needed to design, configure, fabricate and install the new system, including components and pricing.</p> <p>10.000 Total pricing broken down by system.</p> <p>11.000 Certification and support.</p> <p>12.000 Costing, billing, payment requirements, terms and conditions.</p> <p>13.000 Disclaimer.</p>
---	---

Fig. 83: Document series of a proposal for the construction of an execution gas chamber by Fred A. Leuchter Associates for the State of Missouri, dated December 31, 1987.

<p>2.000 HISTORY. The Gas Chamber and Death House at the Missouri State Penitentiary was constructed and made operational c. 1936. The Chamber appears to have been constructed at another location and either lowered through an opening in the roof or the building constructed around it. The age of the building has not been determined.</p> <p>2.001 The Death House at the Missouri State Penitentiary is a nearly square building measuring approximately 27.5' x 22.5' and containing some 619 square feet, and some 719 cubic feet, owing to a ceiling height of 11.75'. It is constructed of a sedimentary-like stone, indigenous to Missouri. It contains two (2) exterior doors measuring 2'10" x 80" and five (5) windows measuring approximately 49" x 41". It contains two (2) cells averaging some sixty (60) square feet each with two averaging cell doors and locks. Additionally, it is broken into three (3) rooms of varying size, centering around the Gas Chamber. These rooms we will designate Area A - control room (with adjacent cells), Area B - official witness area and Area C - condemned witness area. All rooms but the control room and cells have windows. Egress is through two (2) doors, one to the control room and cell area and the other to the official witness area. Egress to the condemned witness area is through the official witness area. Heat is by a simple steam blower in the official witness area, near the egress door. Partitioning for the rooms is not complete. The cells are completely partitioned from all areas except via two (2) doors in the control room. The official witness area is open to the control room above the Chamber. The condemned witness area is partitioned completely from the other areas with only the one egress door. The roof appears to be of tar and gravel construction over wooden beams. All interior areas are finished and painted.</p> <p>2.002 The Gas Chamber is of a metal tank type construction. It is a welded steel polygon containing twelve (12) sides of varying dimensions measuring a 5' diameter in one direction and an 8' diameter in the other. It is 8.5' high and has a volume of some 510 cubic feet. It has a door aperture of 35.25" x 80" and a ribbed clamshell-like gasketed door of some 80" high by 37.25" wide. The door opens out and closure is effected by right hand hinges and three (3) mechanical screw type latches (dogs) on the left and three (3) mechanical spring loaded screw type pressure latches (dogs) on the right. The</p>	<p>sealing capability of this design is uneven and questionable. The Chamber contains two (2) seats for the condemned and a sheet metal flue of approximately 5" running through the dome of the Chamber and on through the roof some 40 feet in the air. It is gaged to the roof via wire. The Chamber is evacuated via a 1725 rpm fan of 1/3 horse power. It is a standard ventilation type fan. Air intake is through four (4) 3" diameter pipes welded into the base of the Chamber at an angle so as to develop a swirl type effect in the personnel area. For supplying replacement air, this design is inherently dangerous, in that these intakes open directly into the personnel area. A spring loaded valve is inset below the fan and opened for Chamber evacuation. There are five (5) windows approximately 29" square in the panels of the Chamber.</p> <p>2.003 The Hydrogen Cyanide Gas is generated by mechanically dropping two (2) dozen or so Sodium Cyanide briquets from a shelf under the right hand chair into a caddy tray containing several pints of Sulfuric Acid.</p> <p>2.004 External to the Chamber and to the right of the door in the control room are two (2) mechanical levers. One, mechanically via a connecting rod through the floor of the Chamber, drops the Sodium Cyanide briquets into the Sulfuric Acid. There is a questionable seal on the entry and exit of this rod. The second lever opens the spring loaded valve at the top of the Chamber. It is spring loaded to close and is held open via a stop pin. It is extremely difficult to operate and may prove dangerous in use. A wire for a medical heart monitor has replaced an old mechanical stethoscope, but the seal around the wire through the Chamber wall is questionable.</p> <p>2.005 PROCEDURE. A crock of dilute Sulfuric Acid is installed under the right chair and two (2) dozen or so Sodium Cyanide briquets placed on a shelf. These briquets are extremely dangerous to handle. The condemned is strapped into the chair and the heart monitor installed on his body. The door is closed and compressed onto the gasket via</p>
<p>the mechanical dogs. On command, the lever is pulled and the Sodium Cyanide briquets dropped into the Acid. Hydrogen Cyanide Gas is generated and fills the Chamber, leaving a residual of Prussic Acid in the crock. After the condemned is pronounced dead by the attending physician, the Chamber is evacuated by the following procedure.</p> <ol style="list-style-type: none"> 1. The exhaust fan is energized and the mechanical valve opened via the lever. The fan is not an overloading type and the valve must be opened immediately to prevent burnout. 2. The intake ports are opened first and ammonia is fed into the intakes; then the main valves are opened manually. This procedure is dangerous since gas could leak into the personnel area. The intakes should be outside the Death House. Additionally, ammonia is not a proper agent to neutralize Hydrogen Cyanide Gas. Chlorine bleach should be used, but is not necessary and may cause Cyanide to precipitate in the Chamber. 3. After the Chamber is clear, some fifteen (15) minutes after the fan was turned on, the deceased is removed and wiped with ammonia (should use chlorine bleach). 4. Chamber is then washed with ammonia (should be bleach) and the crock of Prussic Acid removed and dumped (buried in the ground). The Prussic Acid is extremely dangerous and may be lethal to those handling the material. It does, however, biodegrade reasonably well in the environment. 5. In a test run with smoke candles on the Chamber, it was observed after fifteen (15) minutes of exhaust, the Chamber was mostly cleared of smoke, but not completely. <p>3.000 EXECUTION PROBLEM. Medical tests show that a concentration of Hydrogen Cyanide Gas of 300 parts per million (PPM) in air is rapidly fatal. Considering a Chamber volume of approximately 600 cubic feet, and a determination that 1600 PPM would be adequate to effect death, it is determined that a double dose of 3200 PPM would be reasonable in a 600 CF Chamber to ensure rapid death. This is</p>	<p>a volume of approximately two (2) cubic feet of gas at a weight of 120 to 150 grams. For ease and safety in handling, the HCN (Hydrogen Cyanide Gas) should be supplied as a liquid and vaporized. This would eliminate the need of handling the lethal Sodium Cyanide briquets or the dangerous Prussic Acid residue upon conclusion. The gas would be supplied in a bottle as a liquid and thence heated in a vaporizer to a gas.</p> <p>3.001 Since some 100 PPM of HCN gas is fatal within half an hour, a consideration for the safety of the operational and witness personnel is in order. Toxic effects are skin irritation and rashes, eye irritation, blurring of vision and permanent eye damage; nonspecific nausea, headache, dizziness, vomiting and weakness; rapid respiration; lowered blood pressure, unconsciousness, convulsions and death. Symptoms of asphyxia, dyspnea, ataxia, tremors, coma and death through a disruption of the oxidative metabolism.</p> <p>3.002 First, the Chamber should be pressure tested to 2.5 atmospheres to guarantee the integrity of the Chamber welds and seals. Second, the Chamber should be operated at a negative pressure (partial vacuum) of approximately 10 PSI (partial gas release of 12 PSI) compared with a standard atmosphere of 14.7 PSI. This would ensure that if the integrity of any of the seals were breached, all leakage would be inward. This pressure should be constantly monitored and in the event that the Chamber pressure rises to 12 PSI, an automated safety procedure would activate, evacuating the Chamber through its evacuation system. Further, gas detectors should monitor gas levels outside the Chamber and audible and visual alarms should activate and exhaust fans should clear the personnel area in less than a minute. Emergency breathing apparatus should be available to all personnel and first aid kits and a resuscitator should be in the immediate area in case of personnel injury.</p> <p>3.003 The entire operational procedure should be automatic and sequentially controlled to eliminate error or accident and the gas condition internal to the Chamber should be monitored via a gas detector which would prevent the Chamber door from opening until the gas has cleared. The detector would also control a red and green light which would</p>

<p>Provide a visual indication of the internal gas level in the Chamber. Mechanical and electrical over-rides should be provided for the system.</p> <p>3.004 REITERATION. A gas execution system should utilize an airtight Chamber that is operated at negative pressure. Further, the gas should not be generated on site, but should be supplied as a liquid and vaporized in the Chamber. An automated control system should be used to eliminate error and a safety system should be employed to evacuate both the Chamber and personnel areas in the event of a leak. Visual monitors as to gas condition and audible and visual alarms should be incorporated into the system. Emergency breathing apparatus, special Hydrogen Cyanide first aid kits and a resuscitator should be in the immediate area in case of accident.</p> <p>4.000 ANALYSIS AND CRITIQUE OF THE PRESENT SYSTEM. The present system in place at Jefferson City is extremely dangerous for the following reasons. First, the Chamber is old, gasketing is questionable, the door seal is dangerous and difficult to close (due to poor latching system), holes in the Chamber floor and wall for wires and pull rods are not properly sealed, the evacuation system is undersized and slow and the main exhaust valve is difficult to operate and may leak. Further, the air intake ports are likewise undersized and take return air from the personnel area, instead of the outside. Additionally, the ammonia ports are unnecessary and another source of potential leakage. Also, the ammonia may cause HCN to precipitate in the tank.</p> <p>4.001 The gas generator system is antiquated, obsolete and is no longer necessary. Personnel should not handle Sodium Cyanide briquets or the Prussic Acid residue.</p> <p>4.002 As the entire system is old, the fan may fail, the gaskets on the door and windows may leak and the valve may fail.</p> <p>4.003 Additionally, there is no overall control system, no gas detectors nor personnel safety system, no</p>	<p>exhaust fans for the work and viewing areas and no emergency breathing apparatus or first aid equipment on the premises.</p> <p>4.004 The three (3) areas of the Death House are not isolated from each other which would enable leaking gas to permeate the entire Death House.</p> <p>5.000 RECOMMENDED CHANGES. The following changes are recommended for the Gas Chamber and Death House at Jefferson City.</p> <p>5.001 Chamber. Replacement of door and frame with a standard naval type watertight assembly with a single control handle. Replacement of all five (5) windows with standard naval watertight bulkhead windows. Removal of all mechanical release hardware for the valve and Cyanide pellet drop and welding all holes and questionable seams. Installation of hermetically sealed electrical connectors, installation of ports for gauges, vacuum release and vacuum system. All to be tested. The tank now should be subjected to a positive pressure test of 2.5 atmospheres for twenty-four (24) hours to determine the integrity of the welds and seals.</p> <p>5.002 The gas generation system should be eliminated and a gas vaporizer and the associated plumbing installed in the Chamber. This vaporizer is essentially a heated water jacket for the gas cylinder which is temperature controlled. A Nitrogen burst HCN clearing capability is part of this system.</p> <p>5.003 A new gas evacuation system should be installed, consisting of a 13" diameter PVC air inlet feeding from the roof containing a coaxial 2885 CFM inline fan and an inward closing motorized valve; further, a 3" diameter air outlet exhausting through an inwardly closing motorized valve and a 40" PVC stack above the roof.</p> <p>5.004 A Chamber vacuum system should be installed containing a 17.7 CFM displacement vacuum pump, vented to the stack, with the associated mechanical and electrical valves, pressure switches and gauges.</p>
<p>5.005 An electrically controlled sequentially timed system should be installed to safely control operation and integration of the essential systems. This system will include means for locking the door, releasing the gas, monitoring gas and pressure levels in the Chamber and evacuating the gas after the execution is over.</p> <p>5.006 A personnel safety system should be installed to protect the lives of the operators and the witnesses. This should consist of gas detectors to sense gas leaks in the personnel areas, audible and visual alarms and a gas evacuation system installed in each of the three (3) personnel areas and inside the ceiling. This system will activate immediately on a leak and a gas concentration in an amount of 10 PPM. Additionally, special Hydrogen Cyanide first aid kits, emergency breathing apparatus and a resuscitator should be immediately available to the occupants.</p> <p>5.007 Further, a wall should be constructed between the control area and the official witness area to ceiling height (7.5') and the wall between the official witness area and the condemned witness area removed above 7.5'. This will segregate the areas below the ceiling and allow the emergency air evacuation system to function above the ceiling. Do not remove any cell area walls.</p> <p>5.008 A door should be installed from the condemned witness area to the outside to facilitate movement and the non-integration of the witnesses of different categories. The door between the two witness areas should be sealed or locked.</p> <p>5.009 In the cell area, two (2) new cell doors with Folger Adam 82-5 locks and paracetic keys installed. The left door should be sealed and a new door installed between the cells. The second door on the right should remain the same. This will establish an anti-moon cell area for the chaplain.</p> <p>5.010 Intakes for the emergency air evacuation system for the personnel areas should be installed in each personnel area and inside the ceiling, exiting to the outside.</p>	<p>5.011 Installation of three (3) 25 kw suspended electric heat blower units in each of the three (3) personnel areas, at ceiling height.</p> <p>5.012 A suspended ceiling of 2' x 4' x 3" fibreglass should be installed at 7.5' height to seal all areas. A good quality suspension system should be used equivalent to Chicago Rolling Mills. This ceiling will provide for ventilation, heat and sound insulation.</p> <p>5.013 Fluorescent lighting should be installed in all areas. Three (3) - four (4) lamp fixtures in both the control and official witness areas and two (2) - four (4) lamp fixtures in the condemned witness area. One (1) - four (4) lamp taper-proof fixture should be installed in the cell and one in the chaplain area.</p> <p>5.014 The Death House should be repainted and the Chamber stripped of its present coat of latex paint, inside and out, and repainted with two (2) heavy coats of good quality marine epoxy paint. The floor should be painted with a quality deck enamel.</p> <p>5.015 Door installation, carpentry, ceiling, painting, and masonry work shall be completed by prison personnel. All doors to be supplied by American Engineering, Inc.</p> <p>6.000 SAFETY. Personnel safety is a critical issue and at a minimum, an emergency air evacuation system must be installed which is controlled by gas detectors. Further, specialized first aid kits, emergency breathing apparatus and a resuscitator must be available at the Death House. It is further recommended that the gas generator be eliminated and a vaporizer installed, eliminating the need to handle Sodium Cyanide pellets or Prussic Acid. All gas detectors should be operated at a level of 10 PPM, as this is the OSHA limit of exposure for one day.</p>

<p>7.000 CHANGES AND NEW SYSTEMS. The Gas Chamber will be sealed and tested at 2.5 atmospheres of pressure (one [1] atmosphere being 14.7 PSI) after installation of the necessary through the wall hardware. This will consist of an inlet flange at the base on one side of the Chamber; an outlet flange top dead center on the dome; a vacuum port for evacuating the Chamber, a vacuum release port, a gauge port and a pressure switch port. One or more hermetically sealed electrical connectors for supply electricity and receiving sensor data (i.e. gas detector and subject pulse condition information).</p> <p>7.001 A gas vaporizer and delivery system will be installed within the Chamber to supply and deliver the Hydrogen Cyanide Gas. The vaporizer shall consist of a redundant temperature controlled and heated water jacket suitable for a hazardous environment. A lecture bottle of 60 grams of HCN liquid is connected to a delivery system containing a manual shutoff for the HCN, an electrical valve for the release of the HCN and a flare nozzle for distribution. Additionally, a Nitrogen bottle supplies a purge of the system via a regulator set at 75 PSI, a pressure gauge, a manual electrical valve for release into the system. The gas is heated to 130° F and vaporized. The electrical valve releases the gas on command. During chamber purge (evacuation), the Nitrogen valve releases a Nitrogen purge to clear the plumbing of any residual HCN.</p> <p>7.002 An air inlet PVC pipe of 13" diameter will pick up outside air on the roof and feed it through a centrifugal coaxial fan of 2285 CFM capacity and an inwardly closing motorized inlet valve into the Chamber. An inwardly closing motorized outlet valve will exhaust the Chamber through a 13" diameter PVC pipe running through the roof 40' into the air. The inlet and outlet pipes are connected to the inlet and outlet flanges on the Chamber.</p> <p>7.003 A vacuumizer system will vacuumize the Chamber to a negative pressure value (partial vacuum) of 10 PSI (operational: 8 PSI plus 2 PSI of HCN). This vacuum will be maintained utilizing the (3) outside ambient pressure as a standard. This will ensure that any leak would only be inward.</p>	<p>7.004 This will consist of a 17.7 CFM displacement vacuum pump vented to the exhaust stack of the Chamber and a back flow valve, electrically operated ball valve and a mechanically operated ball valve. Additionally, a pressure switch set to shut down the pump at 8 PSI and trigger the emergency systems if the pressure reaches a value of 12 PSI, 2 PSI above the Chamber operational pressure value of 10 PSI. Further, a mechanical gauge is utilized and a mechanical ball valve for vacuum release (break), if necessary.</p> <p>7.005 A system of four (4) air evacuation fans will be employed in the event of a gas leak. These will operate in conjunction with four (4) motorized air intake louvers.</p> <ol style="list-style-type: none"> 1. Control area - 15,200 CFM fan with motorized air intake through wall. Fan to be centrally located on roof. 2. Official witness area - 15,200 CFM fan with motorized air intake located over existing window. Fan to be centrally located on roof. 3. Condemned witness area - 7,645 CFM fan with motorized air intake located over new door. Fan to be centrally located on roof. 4. Internal ceiling area - 3,970 CFM fan with motorized air intake through wall. Fan to be located through wall. <p>7.006 These fans will be activated by a single relay which will be controlled by the emergency safety system.</p> <p>7.007 The emergency safety system will consist of five (5) gas detectors. One in each of the personnel areas (3), one in the ceiling and one in the Gas Chamber. A wall switch will also be employed to verify that the gas is exhausting from the Chamber. This will be located in the stack.</p> <p>7.008 The safety system will also have monitor lights to determine vacuum condition, gas condition in the Chamber, gas valve open, gas valve closed and Chamber evacuation (purge) under way.</p>
<p>Additionally, there will be a vacuum-drop horn and beacon and a gas-leak bell and rotary beacon. The system will automatically trigger the alarms and evacuate the air in the personnel areas immediately, if a problem develops.</p> <p>7.009 The gas detector in the Chamber will monitor internal gas levels and announce condition with a red or green (gas or clear) light, as well as, prevent the Chamber door from opening via an electric latch, while a gas condition exists.</p> <p>7.010 A control system will monitor and sequentially control all functions and operations of the equipment and Chamber. It will open the gas valve to release the HCN gas. It will time the gas condition and start the Chamber purge fan, open the outlet valve, open the inlet valve, activate the Nitrogen purge and shut down the purge fan after the execution is complete. It will return all valves to closure condition.</p> <p>7.011 Additionally, a phase controlled relay will be installed to control all electrical functions in the Death House, preventing an external electrical phase error from interfering with proper systems operation.</p> <p>7.012 A 7.5' 3" fiberglass suspended ceiling will be installed. Three (3) 25 kw suspended electric heaters will be installed in the three (3) personnel areas. Two (2) new cell door will be installed with Folger Adam 82-S locks and one cell door sealed and moved to connect the two cells. An outside door to the condemned witness area will be installed. A wall will be erected separating the control area from the official witness area, not to exceed 7.5'. The wall between the control area and the condemned witness area will be opened above the 7.5' ceiling. The Death House will be painted. The Chamber will be stripped of all latex paint, primed and painted with two (2) heavy coats of a quality marine epoxy paint.</p> <p>7.013 Specialized HCN first aid kits and emergency breathing apparatus will be installed in the Death House with detailed HCN emergency treatment procedures. A resuscitator and first aid kits</p>	<p>will be supplied to the prison hospital with instructions for HCN exposure treatment.</p> <p>8.000 PROCEDURES. A manual will be written and supplied to prison personnel which shall include maintenance, operation, safety and emergency procedures for operating the Gas Chamber and associated systems. This will include an execution operational procedure which will guarantee a trouble-free execution, if followed.</p> <p>9.000 A description of materials and labor necessary to fabricate and install system.</p> <p>9.001 Electrical, main</p> <ol style="list-style-type: none"> 1. Phase relay 2. Main contactor 3. Multi-circuit box with main, all circuit breakers 4. Phase light 5. Miscellaneous <p>9.002 Chamber</p> <ol style="list-style-type: none"> 1. Door 2. Windows 3. Welding plates 4. Two (2) flanges, exit and entry 5. Hermetic connectors 6. Lights 7. Wiring <p style="text-align: right;">\$5,107.00</p> <p style="text-align: right;">\$22,210.00</p>

<p>9.003 Control System</p> <ol style="list-style-type: none"> 1. Console 2. Exhaust (Chamber) fan contactor 3. Electric door latch 4. Relay, door latch 5. Gas condition light 6. Pressure switch 7. Stack, wall switch 8. Vacuum monitor lights 9. Exhaust valve closure relay 10. Electric hardware 11. Electric, labor <p style="text-align: right;">\$11,785.00</p> <p>9.004 Vacurizer</p> <ol style="list-style-type: none"> 1. Vacuum pump (17.7 CFM displacement) 2. Chamber plumbing 3. Gauges 4. Vacuum shutdown solenoid 5. Two (2) manual ball valves 6. Labor <p style="text-align: right;">\$5,525.00</p> <p>9.005 Vaporizer and gas delivery system</p> <ol style="list-style-type: none"> 1. Vaporizer (explosion proof) 2. Vaporizer plumbing 3. Two (2) electric ball valves (explosion proof) 4. Plumbing 5. Two (2) manual ball valves 6. Labor, electrical <p style="text-align: right;">\$10,894.00</p> <p>9.006 Gas Chamber evacuation (purge) system</p> <ol style="list-style-type: none"> 1. Two (2) valves, inlet and outlet, inwardly closing 2. Eighty (80) feet PVC, 1 1/2" diameter 3. Electrical 4. PVC fillings 5. Coaxial centrifugal fan (2285 CFM) 6. Labor <p style="text-align: right;">\$12,155.00</p>	<p>9.007 Safety control system</p> <ol style="list-style-type: none"> 1. Five (5) gas detectors, TLD1 2. Three (3) rotary beacons 3. Three (3) alarm bells 4. One (1) vibrating horn 5. One (1) beacon light 6. Wiring <p style="text-align: right;">\$26,098.00</p> <p>9.008 Personnel exhaust</p> <p>Area 1 - Control room Area 2 - Official witness area Area 3 - Condemned witness area Area 4 - Ceiling (internal) area</p> <p>Area 1 - 36" dia, 15,200 CFM fan, duct, motorized louvre, roof curb, miscellaneous \$8,645.00</p> <p>Area 2 - 36" dia, 15,200 CFM fan, duct motorized louvre, roof curb, miscellaneous \$6,565.00</p> <p>Area 3 - 24 1/2" dia, 7,645 CFM fan, duct, motorized louvre, roof curb, miscellaneous \$5,926.00</p> <p>Area 4 - 22" dia, 3,970 CFM fan, duct, motorized louvre, roof curb, miscellaneous \$3,119.00</p> <p>Contactor \$260.00 Wiring \$650.00</p> <p style="text-align: right;">Total \$25,165.00</p>
<p>9.009 Miscellaneous</p> <ol style="list-style-type: none"> 1. Two (2) cell doors \$4,054.00 2. Three (3) blower type 25 kw electric suspension heaters \$3,900.00 3. Six (6) specialized MCM first aid kits \$1,170.00 4. One (1) O'Flynn type resuscitator \$3,900.00 5. Six (6) emergency breathing apparatus \$3,120.00 6. Door, condemned witness area \$650.00 7. Ceiling 8. Stripping and painting Chamber, paint \$500.00 9. Paint Death House, including floor 10. Wall between control and official witness area 11. Remove upper portion of wall between condemned witness area and other areas to open ceiling area <p style="text-align: right;">Total \$17,294.00</p>	<p>10.000 TOTAL PRICING; MATERIALS, LABOR, EXPENSES</p> <p>10.001 Labor, at Boston by Fred A. Leuchter Associates</p> <ol style="list-style-type: none"> 1. Engineering - 120 hours \$10,200.00 2. Drafting - 70.4 hours \$4,575.00 3. Technician - 100 hours 4. Fabrication - 75 hours <p style="text-align: right;">\$14,775.00</p> <p>10.002 Labor, at Jefferson City, Missouri</p> <p>Engineer, three (3) technicians - total 12 men weeks required for installation (four (4) men, three (3) weeks).</p> <p>10.003 Expenses</p> <ol style="list-style-type: none"> 1. Airfare \$3,200.00 2. Meals \$5,040.00 3. Lodging \$2,520.00 4. Rental car \$900.00 <p style="text-align: right;">\$11,660.00</p> <p>plus 20% \$2,332.00</p> <p style="text-align: right;">Total \$13,992.00</p> <p>10.004 Installation labor</p> <ol style="list-style-type: none"> 1. Engineer \$10,200.00 2. Technicians \$7,800.00 <p style="text-align: right;">\$18,000.00</p>

<p>10.005 Totals; Material and Labor</p> <table border="0"> <tr> <td>9.001 Electrical</td> <td>\$ 5,107.00</td> </tr> <tr> <td>9.002 Chamber</td> <td>22,210.00</td> </tr> <tr> <td>9.003 Control System</td> <td>11,785.00</td> </tr> <tr> <td>9.004 Vacuumizer</td> <td>5,525.00</td> </tr> <tr> <td>9.005 Vaporizer and Gas Delivery System</td> <td>10,894.00</td> </tr> <tr> <td>9.006 Chamber Purge System</td> <td>12,155.00</td> </tr> <tr> <td>9.007 Safety Control System</td> <td>25,098.00</td> </tr> <tr> <td>9.008 Personnel Exhaust System</td> <td>25,165.00</td> </tr> <tr> <td>10.001 Labor, at Boston by Fred A. Leuchter Associates</td> <td>14,775.00</td> </tr> <tr> <td style="text-align: right;">Subtotal</td> <td style="border-top: 1px solid black;">\$133,714.00</td> </tr> <tr> <td>10.003 Expenses</td> <td>13,992.00</td> </tr> <tr> <td>10.004 Installation Labor</td> <td>18,000.00</td> </tr> <tr> <td style="text-align: right;">Subtotal</td> <td style="border-top: 1px solid black;">\$165,706.00</td> </tr> <tr> <td>9.009 Miscellaneous</td> <td>17,294.00</td> </tr> <tr> <td style="text-align: right;">Total</td> <td style="border-top: 1px solid black; border-bottom: 1px solid black;">\$183,000.00</td> </tr> </table>	9.001 Electrical	\$ 5,107.00	9.002 Chamber	22,210.00	9.003 Control System	11,785.00	9.004 Vacuumizer	5,525.00	9.005 Vaporizer and Gas Delivery System	10,894.00	9.006 Chamber Purge System	12,155.00	9.007 Safety Control System	25,098.00	9.008 Personnel Exhaust System	25,165.00	10.001 Labor, at Boston by Fred A. Leuchter Associates	14,775.00	Subtotal	\$133,714.00	10.003 Expenses	13,992.00	10.004 Installation Labor	18,000.00	Subtotal	\$165,706.00	9.009 Miscellaneous	17,294.00	Total	\$183,000.00	<p>10.006 The Missouri State Penitentiary will complete the following:</p> <ol style="list-style-type: none"> 1. All Chamber welding, including doors and windows. Doors and windows to be supplied by Fred A. Leuchter Associates. 2. Install wall between control area and official witness area. 3. Open wall above ceiling height between condemned witness area and other Death House areas. 4. Install door in condemned witness area to outside. Door to be supplied by Fred A. Leuchter Associates. 5. Seal door to cell; open new cell door between cells, install two (2) cell doors, to be supplied by Fred A. Leuchter Associates. 6. Paint Death House (including floor). 7. Strip and paint Gas Chamber with marine epoxy paint. Paint to be supplied by Fred A. Leuchter Associates. 8. Install suspended ceiling of 3" Fibreglass. 9. Electrical power will be supplied by a three pole breaker with a common. Service will consist of 220 volts three-phase four-wire 200 amp. <p>11.000 CERTIFICATION AND SUPPORT. Fred A. Leuchter Associates will certify the Chamber and associated systems as safe and operational for the purpose intended.</p> <p>11.001 Fred A. Leuchter Associates can also, in a separate contractual arrangement, enter into a yearly <u>Maintenance Agreement</u> to maintain the equipment at a fixed yearly fee.</p>
9.001 Electrical	\$ 5,107.00																														
9.002 Chamber	22,210.00																														
9.003 Control System	11,785.00																														
9.004 Vacuumizer	5,525.00																														
9.005 Vaporizer and Gas Delivery System	10,894.00																														
9.006 Chamber Purge System	12,155.00																														
9.007 Safety Control System	25,098.00																														
9.008 Personnel Exhaust System	25,165.00																														
10.001 Labor, at Boston by Fred A. Leuchter Associates	14,775.00																														
Subtotal	\$133,714.00																														
10.003 Expenses	13,992.00																														
10.004 Installation Labor	18,000.00																														
Subtotal	\$165,706.00																														
9.009 Miscellaneous	17,294.00																														
Total	\$183,000.00																														
<p>11.002 Execution support program. Fred A. Leuchter Associates can, in a separate contractual arrangement, enter into an <u>Execution Support Agreement</u> whereby it will set up, certify as ready and conduct each execution as required. The State of Missouri need only supply the Executioner.</p> <p>12.000 CONTRACT, BILLING, PAYMENT</p> <p>12.001 This proposal is good for ninety (90) days.</p> <p>12.002 All work will be completed one hundred eighty (180) days from the receipt of contract, barring unforeseen difficulties.</p> <p>12.003 All engineering fabrication and installation will be completed in a professional and competent manner.</p> <p>12.004 <u>Payment.</u> A fifty percent (50%) down payment will be required at the time of issuance of purchase order; twenty-five percent (25%) will be paid at the time of work start; final twenty-five percent (25%) will be paid thirty (30) days after work completion and final billing. All billing is net amount.</p> <p>12.005 This proposal addendum to all purchase orders.</p>	<p>13.000 Fred A. Leuchter Associates assumes no responsibility for the actual or intended use of this device.</p> <p>Boston, Massachusetts December 31, 1987</p> <p>Fred A. Leuchter Associates</p> <p>Fred A. Leuchter, Jr. Chief Engineer</p>																														

11. Photographs

All photos taken by Eugene A. Ernst on Nov. 15, 1989, depicting the “death house” = homicidal execution gas chamber of the Mississippi State Penitentiary at Parchman, Miss., USA. This facility was built in the 1950s from an Eaton design made in the 1930s.



Fig. 84: The “death house” from outside.



Fig. 85: Telephone inside death house; one regular phone, one direct line to governor's office.

Fig. 86-88: The gas chamber door, inside view (left) and outside (middle with F. A. Leuchter and a prison guard, and right).






Fig. 89: Hot-air-disinfection autoclave in the so-called "Zentralsauna" in Auschwitz-Birkenau with similar doors as used for the U.S. execution gas chambers. Although the German camp authorities had the technology required for constructing execution gas chambers, they did not use it. They used this technology to save the lives of their prisoners instead.



Fig. 90: Hot-air-disinfection autoclave in Mauthausen camp, similar to that in Birkenau (see previous Fig.).

Fig. 91: Inside of the hot-air-disinfection autoclave in Mauthausen with rusting clothing racks.



Fig. 92-94: Inside the gas chamber with the seat for the convict. Left: seen through one of the observation windows. Middle: F. A. Leuchter testing the chair. Right: Fred A. Leuchter in the background.



Fig. 95: Closeup of fresh-air intake of gas chamber.



Fig. 96: Closeup of lever used to open and close exhaust stack.



Fig. 97 (top): Lever used to release gas pellets into chemical solution.



Fig. 98 (right): Explosion-proof light mounted on ceiling of gas chamber. There are 3 of these lights in the facility.




Fig. 99: Exhaust fan and stack on top of gas chamber.



Fig. 100: Exhaust stack.



Fig. 101: Closeup of rubber seal around gas chamber door, also covered in Vaseline when in use.




Fig. 102: Closeup of gas chamber door hinge.



Fig. 103: Closeup of plumbing underneath the gas chamber covered in Vaseline to indicate leaks.



Fig. 104: View of stainless-steel plumbing and chemical container directly under seat in gas chamber.



Fig. 105: Portion of plumbing and sewage system connecting chemical room to gas chamber.



Fig. 106: Closeup of bolts on door hinges.




Fig. 107: Manometer to monitor relative gas chamber pressure.



Fig. 108: Inside gas chamber where stethoscope and other body monitoring line enter. They are covered in Vaseline to indicate leaks. Fresh air vents on the walls close to the floor.



Fig. 109: Closeup of where monitoring line enters chamber also coated in Vaseline.



Fig. 110: Fred Leuchter and Major Bill Hoskins outside of penitentiary gate.

The Fourth Leuchter Report

A Technical Evaluation of Jean-Claude Pressac's Book *Auschwitz: Technique and Operation of the Gas Chambers*

0. Introduction

Auschwitz: Technique and Operation of the Gas Chambers was written by Jean-Claude Pressac in 1989 and was subsequently published by and distributed through the Beate Klarsfeld Foundation of Paris and New York. This document, in the opinion of this author, is a blatant attempt at furthering exterminationist propaganda by a well-meaning, but incompetent author, who, although a first-rate researcher, is blinded by a belief so strong that he sets aside the fundamental laws of physics in which he, as a technician (pharmacist), definitely has been trained, and draws conclusions which certainly cannot logically result from the data he has amassed.

Subsequent to the publication and distribution of *Auschwitz: Technique and Operation of the Gas Chambers*, I was asked by Mr. Ernst Zündel to evaluate the content of the document from a scientific and engineering standpoint and render an opinion as to the value and efficacy of this presumed scholarly work. This document has been highly touted by Exterminationists and proponents of the Holocaust Gas Chamber Myth. It deals with and purportedly proves beyond any shadow of a doubt the existence of alleged Nazi Gas Execution (extermination) facilities at Auschwitz and Birkenau Concentration Camps in Poland. *It does not.* It in fact proves the contrary: *There were no gas execution chambers at Auschwitz and Birkenau.*

Ernst Zündel contacted me because of my background in the design and fabrication of execution equipment and my extensive prior experience and background with the facilities at Auschwitz and Birkenau.

The document in question was extremely difficult to obtain. Shelley Shapiro, who represents the Klarsfeld Foundation in the United States, refused to sell me a copy, even though it purportedly told the truth. After a long period, the document was obtained by another and sent to me.

1. Purpose

The purpose of this evaluation is to determine the veracity of the alleged new evidence brought forth by Mr. Pressac and the validity of his arguments and final conclusions. In order to accomplish this, the document was read, analyzed and evaluated in the light of other historical and scientific data. This

purpose does not include a determination of any numbers of persons who died or were killed by means other than gassing or as to whether an actual Holocaust occurred. It, further, is not the intent of this author to re-define the Holocaust in historical terms, but simply to scientifically review Mr. Pressac's work and eliminate any misconceptions caused by his ineptness in evaluating the evidence and prove, without question, that there were no gas execution facilities at the investigated and studied concentration camps.

The following evaluation is a result of these efforts.

2. Background

The principal investigator and author of this report is an expert in execution technology and a specialist in the design and fabrication of execution hardware of all types. He has worked on and designed hardware in the United States used in the execution of condemned persons by means of hydrogen cyanide gas. He has written an execution protocol which has been approved by the U.S. courts for execution purposes. He is an approved expert in execution technology for the federal court system of the United States and has also testified as an expert on gas execution technology and the facilities at Auschwitz and Birkenau, the very same facilities discussed in this evaluation.

This investigator has personally inspected the facilities at Auschwitz and Birkenau and is a specialist on the facilities there. Furthermore, this investigator conducted the only scientific study of these facilities and authored the only scientific report ever produced on these installations.

3. Scope

The scope of this scientific review includes a detailed study of *Auschwitz: Technique and Operation of the Gas Chambers*, a review of the historical and pseudo-technical data, as well as the application of the only scientific and technical analysis available to date: *An Engineering Report on the Alleged Execution Gas Chambers at Auschwitz, Birkenau and Majdanek*, written several years ago by this author. This review will deal with the technical and feasibility areas of the reviewed document and facilities discussed in said document. It is not intended to address historical or ethical questions, except where necessary in dealing with technical considerations.

4. Synopsis and Findings

After a detailed study of the document in question, a review of the historical and pseudo-technical documentation, the engineering report on the facilities in question and the application of the principles of execution technology, this author finds that the reviewed document has veracity only in the capacity of a

compendium of documents and blueprints, which are apparently real and authenticated. This is the only redeeming value contained within the document. The conclusions reached are fallacious, the translations are at times questionable and often taken out of context, and the opinions stated are clearly erroneous. Mr. Pressac shows at times that he is capable of clear, logical thought but, with a true “doublethink” mentality, manages to destroy all his fine work while he “undistributes his middle.”²⁵⁷ Clearly, the documents contained therein in no way suggest of, or even hint at, the possibility of the existence of a gas chamber anywhere.

5. Methodology

The procedures utilized in this evaluation and analysis were as follows:

1. A general background study of available materials.
2. Data obtained in previous on-site inspections by this investigator, which included physical data (measurements, photos and construction information) and chemical sample analysis as contained in the author’s earlier report.
3. A consideration of recorded and visual (on-site) logistic data.
4. A comparison of the acquired data with the document under evaluation.
5. An analysis of acquired information and a comparison of this information with known and proven design, procedural and logistic information and requirements for the design, fabrication and operation of actual gas chambers and crematories.
6. Conclusions based upon the application of all of the above to the document under review.

6. Construction of the Document

Auschwitz: Technique and Operation of the Gas Chambers is organized into five parts with a Preface and a Postface written by Serge Klarsfeld and Jean-Claude Pressac, respectively. The parts will be discussed, as necessary, throughout this review. The parts are defined as follows:

1. Part One: Delousing gas chambers and other disinfection installations. Seven Chapters
2. Part Two: The extermination instruments. Eight Chapters
3. Part Three: Testimonies. Three Chapters
4. Part Four: Auschwitz and the revisionists. Two Chapters
5. Part Five: The unrealized future of K.L. Auschwitz-Birkenau. Two Chapters

²⁵⁷ Reference to the “fallacy of the undistributed middle” in logic, see https://en.wikipedia.org/wiki/Fallacy_of_the_undistributed_middle

The document itself is a wealth of historical facts, some technical facts, photos, blueprints and drawings, and propaganda. Except for the clearly erroneous final conclusions and propaganda, the book is an excellent piece of work. Jean-Claude Pressac demonstrates himself as a fine researcher and archivist. Unfortunately, he fails in the technical department. I would have expected his background and training as a pharmacist to have acquitted him well in this area but, unfortunately, it does not. He demonstrates a complete lack of competence as a technician. His logic tends to be good until he reaches his final conclusion. His greatest error, where he lacks the technical competence, is his failure to consult with someone more competent than himself. Although this might be a problem in the area of execution technology, it certainly is not in the areas of heating, air handling, plumbing, and construction. His failure to get help in these areas is inexcusable.

Mr. Pressac has chosen an approach which introduces the data and documents first, mixed with comments on his conclusions before he presents them, generating a history for the reader which ostensibly is unbiased, but grounding everything in exterminationist terms. He will say "they didn't intend to, but they really did." "They didn't start out to, but they did later." The reader is repeatedly told that the original intent was not for gas chambers, but that it developed later.

Mr. Pressac's THESIS: In the beginning the construction office at Auschwitz (the *Bauleitung*) began their work with good or neutral motives, but in the process of their work their motives became sinister. They decided to turn the facilities that they were designing and building into execution instruments. Thus Kremas I, II, and III were converted to gas chambers during construction, but Kremas IV and V were designed from the outset as gas chambers. The problem is that no evidence is available to support this. Further, Mr. Pressac even tells us what these construction engineers were thinking during the construction of these facilities. The problem still remains that none of these facilities had hardware which could support gas executions.

This review will begin with the specific items which Mr. Pressac puts forth to support his thesis and the reasons why they do not stand the test of logic. A subsequent consideration will be made of each chapter, in turn, discussing the documentation, its import and meaning.

7. Proofs

Part Two, Chapter 8 "One proof...one single proof": Thirty-nine criminal traces." Part of this title is a quotation from Dr. Robert Faurisson, of whom he is unduly critical. After some unsupported statements, Mr. Pressac proceeds to the evidence (?).

Mr. Pressac lists the “criminal traces,” and since #17 has three parts, I make the count 36. He has apparently lost three “criminal traces” or simply cannot count, since no more are listed.

Krema II is credited with Traces #1 through #9, and #30 through #34 (in common with Krema III). Krema III is credited with #10 through #16, and #30 through #34 (in common with Krema I). Kremas IV and V are credited with #17 through #29, #17 having three parts.

8. Categories

There are three different categories of “criminal traces.” They are essentially all slips of the tongue or slips of the pen.

Category 1. Proofs dealing with documents concerning gas-tight doors, gas-tight windows (little doors), and hardware for these doors and windows, such as closures and anchors. Various hardware was ordered for the Kremas from DAW (the inmate metal and fabrication shop). On twenty-two different occasions hardware was ordered for doors with a distinction of being gas-tight (*gasdichte Türen*, *Gastüren*, and *luftdicht*). Also, on occasion, doors with peepholes were ordered, but not found installed, in photos.

First, it must be remembered that the doors in question were to be utilized in morgues (*Leichenkeller*), and as one might expect, the morgues are wont for some type of minimal seal on the openings. Second, *Leichenkeller* #1 was to contain the decomposing older bodies, which might be even more of a problem.

There is a distinct translation problem relative to gas-tight or air-tight for *gasdicht* or *luftdicht*. It must be remembered that non-technical persons make no distinction between gas-tight and gas-proof (*gassicher*), which is what the architects of the *Bauleitung* would have ordered. They did not, however, order gas-proof doors and windows. This is obvious when we consider that these doors were “sealed” with weather-stripping of felt. If, in fact, these doors were gas-proof, then everyone of us lives in a gas chamber, since our storm doors are sealed with rubber, the modern replacement for felt in construction.

The distinction is more than subtle, but few non-technical people ever take the time to consider it. Consider this: We all speak of our waterproof watches, but we really mean water-tight or water-resistant, since only a diver’s watch is really waterproof (*wassersicher*). It was standard construction to weather-strip all doors in Germany with felt (now rubber). Mr. Pressac should be more careful with his translation. Technical terms are technical terms in English, French, or German.

Proofs #3, 6, 7, 11, 13, 14, 15, 17, 17a, 17b, 18, 20, 22, 23, 24, 25, 26, 27, 28, 29, 32 and 34 fall into this category. Rooms with closures designated as such (gas-tight) were not gas-proof, and therefore unsafe and unusable for gas execu-

tions. It should be noted that gas-tight and weather-tight are being utilized synonymously, and do not indicate “hermetic” as Mr. Pressac says at one point.

Category 2. Proofs dealing with *Auskleideraum*, *Auskleidekeller* meaning undressing room and undressing cellar, respectively. These facilities were not for people about to be gassed to undress in, but rather for bodies of people who had died of natural causes to be undressed in before cremation. Most, if not all, mortuaries or crematories have such a room; why should we believe these are any different?

Proofs #4, 5, 10, 12 and 32 fall into this category. Undressing rooms for those already dead by natural causes, not execution.

Category 3. Other proofs. Most of these are individual cases and will be addressed as such.

“*Vergassungskeller*” slip by SS Captain Bischoff. In a letter to headquarters dated 29 January 1943, SS Captain Bischoff, then head of the Auschwitz Central Construction Office, discusses the construction progress of *Krema II*. It being winter, the cement work was delayed because of the cold and the concrete forms could not be removed from one of the *Leichenkeller* ceilings on schedule. He does not identify the *Leichenkeller*, but because of an additional construction report (29 January 1943) written by Kurt Prüfer, engineer for Topf and Sons, it is most likely that he (Bischoff) was talking about *Leichenkeller 2*. Bischoff says:

“Because of the frost, it has not yet been possible to remove the formwork from the ceiling of the corpse cellar. This is of no consequence, however, as the carburetion cellar [Vergassungskeller] can be used to this end.” (as a morgue)

Mr. Pressac, again incorrectly translates the word “*Vergassungskeller*” (carburetion cellar) as gassing cellar, which Pressac assumes to be *Leichenkeller 1*, the alleged gas chamber. It is unclear from the text exactly what Bischoff is saying, but he most likely means the furnace room. In the furnace room are the five secondary blowers (pulsed air), which mix air with the combusted gasses in the furnace. This carburetion process controls the air/gas mix in the crematory furnaces. Since it is winter, Bischoff does not want the corpses to freeze, and temporary placement in the furnace room, which is heating only to dry the brick and mortar, and not cremating corpses, will obviously prevent this.

Proof #1. Again, a little thought in a technical translation will prevent major misconceptions.

10 *Gasprüfer*. On 26 February 1943 Lieutenant Pollok sent an urgent telegram to Topf and Sons reading as follows: “Please send 10 gas testers [*Gasprüfer*] that we spoke about before. Quote price later.” Mr. Pressac translates “*Gasprüfer*” (again, a technical term) incorrectly as gas detectors. There

is a major distinction. Gas detectors are utilized for testing gas (leakage etc.). Gas testers are used to determine the amount (quantity) of gas present. The telegram would have read "*Gasentdecker*" if detectors were wanted.

Gas testers are utilized by every furnace installer and repairman for testing the proper carbon monoxide/air mixture to determine if the furnace is burning correctly. This MUST be done, particularly when using pulsed air installations. This is something Mr. Pressac should have known, or should have found out.

Proof #2. These gas testers have nothing to do with testing for hydrogen cyanide gas and do not imply the existence of gas chambers.

4 "*Drahtnetzeinschubvorrichtungen*" and 4 "*Holzblenden*." These items were found on an inventory list for *Leichenkeller 2*, Krema II, dated 24 June, 1943, supplied with the construction deed for the structure. Again, Mr. Pressac translates two technical terms incorrectly. 4 Wire net insertion contrivances and 4 wooden architectural facade dressings are the correct translations. Mr. Pressac translates as 4 wire mesh introduction devices and 4 wooden covers. Again, these are technical items and should be translated very precisely. In order to agree with the Pressac translation, it would have had to have said 4 "*Drahtsieveinführvorrichtungen*" and 4 "*Holzdeckel*."

Mr. Pressac also claims, for no apparent reason, that the inventory was listed incorrectly for *Leichenkeller 2* and should have been *Leichenkeller 1*. The only apparent reason for this is to support the use of *Leichenkeller 1* as a gas chamber, which it could not have been.

The use of architectural dressings to cover something on a building is very common. The wire net insertion contrivances may have been for handling and inserting an autopsied body (in parts) into the retort. Neither of these devices has anything to do with equipment for gas executions.

Proofs #8 and #9 fall into this category, again showing no connection with execution gas chambers.

14 "*Brausen*" (shower heads). These appear on another inventory document for Krema II, *Leichenkeller 1*, dated 24 June 1943, supplied with the construction deed for the structure. Mr. Pressac incorrectly translates "*Brausen*" as dummy (phony) showers. He takes exceptional license with this translation, since "*Scheinbrausen*" is not the term used. The blueprints for *Leichenkeller 1* show the water pipes coming into the room (and there were faucets there) but do not show the showers. Thus, they had to be dummies.

Mr. Pressac, however, forgets the urgent telegram of 15 May 1943 from Bischoff to Topf requesting plans for a hot water heater, which would be attached to the incinerator of Krema III, with a capacity of about 100 showers. It should be obvious, even to Mr. Pressac, that the lack of a complete document file does not give him license to make foolish assumptions. It simply means

that documentation showing the installation of the showers and the water heater in Krema II has been lost or is not available to us at the present time.

Proof #16 falls into this category, clearly showing no connection with execution gas chambers.

Heat in *Leichenkeller* 1. Proofs #30 and 31 concern heat to be supplied in the basement of Krema II utilizing the excess heat from the motor rooms where the forced-draft blower system was installed. There are two documents that relate to this.

First, a letter from the *Bauleitung* (Bischoff) to Topf, dated 6 March 1943, discussing a prior letter (from Topf) in which a suggestion is made to PRE-HEAT Cellar 1 with the exhaust air from the three forced draft installations on the main furnace. Second, an inspection record written by Prüfer concerning a Topf inspection of Kremas II and III dated 25 March 1943. In this document he says that, since the forced-draft blower system on the cremation furnaces had failed and was discontinued, the HOT AIR SUPPLY for *Leichenkeller* 1 must be discontinued as well. This is because the hot air was from the forced-draft blower system. It should be noted that the terminology is different. Bischoff talks of PREHEAT and Prüfer (the designer) talks of hot air supply.

One must realize that a major mistake was made on the design of both Kremas II and III. Neither building had heat. The heat from the furnace would not be sufficient (if not ducted) to heat the rest of the building, especially the cellars, by convection. Some heat is necessary (even in the morgues) to prevent the pipes from freezing. Prüfer came up with an excellent plan to take the chill out of the cellar areas. But, he talks of hot air supply (heating system) not preheat for Cellar 1. There appears to be some confusion of terminology but it is most likely that the heat was for all cellar areas. It should be noted that with the distances that the air had to travel it would have been barely warm upon reaching the defined locations, supporting the fact that it was only to prevent the pipes from freezing.

Further, although Pressac misses it, on 3 February 1943, Messing, the Topf fitter, requested parts for a heating and air handling system from Kirschneck of the *Bauleitung*. This is Document B.W.30 page 97 of the P.M.O. (Pg. #359). These are warm air heating system parts to be used (as per the document) for *Leichenkeller* 1 and 2, the Autopsy and Washroom areas and the furnace room. Kirschneck orders (Document P.M.O. 030/27 page 55 dated 3 February 1943) (Pg. #375) some (not all) of the parts (apparently because the heating decision is not yet finalized), eliminating the metal dampers but including a wooden blower (cannot be used for gas). We must note that all of the basement areas have common air handling (and perhaps heating) components. This is impossible if the intention is to use hydrogen cyanide gas.

At this point we must look at the overall ventilation plan, for which there is no existing documentation. On page 369 of the reviewed document, Pressac defines the ventilation system of Krema II with text and a chimney drawing. This is his second attempt, the first being for *Album d'Auschwitz*, published by Editions du Seuil in November 1983. This new definition reverses one outlet, as can be seen on the same page. Again, Mr. Pressac is wrong. The approach he uses is contrary to all known laws of physics. *Leichenkeller 2* and the other cellar rooms, exclusive of *Leichenkeller 1*, have no air intake. It is categorically impossible to extract air from an underground room (or any room for that matter) without an air intake. If the fans were heavy enough and could continue to draw without stalling, the unvented *Leichenkeller 2* and the other rooms would implode and collapse under the suction. It is more likely that the fans could not sustain the load and would first stall and then overload and burn out. This apparently never happened. The German Engineers of the *Bauleitung* were not that stupid, nor was Prüfer. In truth, Mr. Pressac totally fails to understand the physics of the heating and air handling involved.

In reality, the system contained a common air intake for all underground areas and a common exhaust for the same. This means *Leichenkellers 1* and *2*, the autopsy and all other underground rooms shared common air, thus demonstrating that *Leichenkeller 1* could not have been used as a gas chamber. If one follows the chain of events, one can easily determine the evolution of the air system.

First, I will number the chimneys utilized for the air system. As per Pressac's drawing on page 369, we will assign numbers first to the large chimney with four flues. To the left of that is the single chimney of the air system and to the right (as per the photo) the main chimney for the furnaces. The four common flues will be #'s 1 through 4 from left to right (front of the Krema). The lone chimney to the extreme left will be #5. This definition is based upon the size of the flues and the air requirements of the system and is supported by historical events in construction. Originally, when the facility still had the forced-draft blower system, there were the four common chimneys. Chimney 2 was the original furnace [room] intake. Chimney 3 was the underground (cellar) intake. Chimney 1 was the underground exhaust. Chimney 4 was the furnace room exhaust. There was no Chimney 5. These assignments are based on a comparison of proportioned volumes. The furnace room received additional air through the open windows. This was necessary because of the pulsed air blowers on the furnace units.

With the elimination of the forced-draft blowers, the main furnace flue needed help. Chimney 4 was added to compensate for the elimination of the forced-draft system and used in conjunction with Chimney 2. If we add the sizes of Chimney 2 and Chimney 4, then we get 5000 square centimeters

(1500 plus 3500). Chimney 1 was taken for the exhaust. The exhaust Chimney 1 is only 4000 square centimeters, giving us a difference of 1000 square centimeters. This means that the volume of air entering the furnace room is now greater than that removed, the difference being utilized by the pulsed air blowers. The windows now would have to remain closed in order not to disturb the gravity-flow air chimney draft on the main furnaces. This required closure of the windows would have suffocated the furnaces without the increased air intake. Since the four-unit chimney had already been built, a new chimney (#5) had to be added to replace Chimney 1 taken for the Furnace Room exhaust. You will notice that intakes are always greater than exhausts to accommodate static pressure within the system (losses).

Thus we can readily see that the mechanics and engineering for the above configuration required a common ventilating system for all cellar areas. This is borne out by the testimony of Henryk Tauber before Judge Sehn of the Hitlerite Crimes Investigation, as shown on page 484 of the reviewed document. This is apparently the only part of Tauber's testimony that Pressac rejects.

Proofs #30 and #31 fall into this category and clearly demonstrate the impossibility of a gas chamber in *Leichenkeller 1*.

1 "*Schlüssel, für Gaskammer*" (Gas Chamber Key). Why is this included, since Mr. Pressac eliminates it himself, unless he just wants to have the reader exposed to the word GAS CHAMBER? It is most likely for the storage room for Zyklon B in Block 14. None of the alleged gas chambers in the Kremas had locks or required keys.

Proof #33 falls into this category. It clearly does not show the existence of any alleged gas chamber.

Proof #19 is a bit strange. It is an entry taken from a daily work report at a Krema. It is allegedly (by no means clearly) for work in a room in Krema IV and made by a foreman for the Riedel Company, a contractor. He says he tamped the ground and concreted the floor in the "gas chamber": "*betonieren in der Gaskammer.*" This Entry #5 on said work report is from File BW 30/28, page 28 (p. 446) in the Auschwitz archives.

In the absence of other documentation, it means nothing and will remain an enigma. It, however, may be a joke. This foreman and his crew had been working here for a number of days and perhaps he or someone in his crew was flatulent during that period. I'm sure these people were no different than most construction workers, and he may have put this in the daily report as a joke. If he only knew that Pressac, some fifty years later, would try to hang his execution gas chamber theories on his words.

This is Proof #19 and falls into this category. I do not believe it merits any further comment.

All of these alleged “Criminal Traces” are either not properly translated or not properly interpreted. Not one of these alleged “Criminal Traces” is capable of supporting any gas-chamber theory. In short, these are not proof of anything.

9. Review

The following is a review of the sections and chapters. The purpose of addressing the chapters individually is to ensure that the document was completely reviewed. Most issues were covered in the proofs, but there are some items of note in the chapters themselves.

Preface by Serge Klarsfeld. This author has no comment beyond stating that this is propaganda.

Declaration by the Auschwitz Museum. This documents the fact that Mr. Pressac researched the document at the museum, and when.

Part One: Delousing Gas Chamber and Other Disinfestation Installations

10. Chapter 1: Foreword on Zyklon B

This chapter is straightforward and informative, except for Pressac injecting his erroneous opinions. He says that concentrations of gas in the alleged gas chambers were insufficient to cause an explosion. He is wrong. Although an air/gas mixture of 6% is needed to cause an explosion, it should be remembered that the concentration at the source is almost 100%. This concentration is highly explosive and, because of this, explosion-proof equipment is used and the executee is restrained in the United States.

Carbon monoxide was not utilized at Treblinka (or anywhere else) as an execution gas. It will not work unless introduced into a pressurized vessel at approximately 2.5 atmospheres (40 psi) or better.²⁵⁸

The facilities at Kremas II and III could not have operated with hydrogen cyanide gas, since they were not heated, were not gas-proof, had common ventilation and sewers, and had no means for introduction of the gas.

Pressac further says that in a room heated only by body heat, it took only five to ten minutes for the Zyklon B pellets, contained in a column of mesh (with a minimal surface area exposure), to sublimate²⁵⁹ their gas and complete the execution. A further twenty-minute wait occurred, to ensure all were dead,

²⁵⁸ This error is addressed in the First Leuchter Report, Chapter 3.11., footnotes 79 and 81, p. 36.

²⁵⁹ Wrong term: sublimation is the direct transition of a solid to the gaseous state without melting/becoming liquid. Here HCN is a liquid, hence it evaporates; editor's remark.

and the fans were turned on and the bodies removed, immediately. This is stated by alleged witnesses (who saw nothing), unsupported by fact, and contrary to the physics that govern the operation of gas execution chambers. This would have killed the operators, as well. It clearly never happened.

A photo of a funnel and a valve appears on page 115. It was allegedly used for the introduction of water to gas crystals in an alleged gas chamber at Struthof. Please note the direction of flow on the gate valve as designated by the arrow. The flow is backwards; the valve would leak and the operator would die.

11. Chapter 2: The *Stammlager* Delousing Installations

This chapter deals with the delousing facilities at Auschwitz. It appears factual except for the following:

1. The door on the delousing facility in Block 26 was sealed with paper. This is insanity.
2. The account by Andreje Rablin is the ravings of a senile old man. He says he worked with Zyklon B naked and handled the pellets in his bare hands. HCN is absorbed through the skin. He must protect his body and wear rubber gloves.

12. Chapter 3: The Prussic Acid Delousing Installation in the Reception Building

This chapter is probably factual, but it contains many of Pressac's own conclusions, which may or may not be correct.

13. Chapter 4: Kanada and Its Clothing Delousing Installation

This chapter on the whole seems factual. The following points are in question:

1. Homicidal gas chamber doors had a protection grid over the peephole, where delousing chamber doors did not. No doors with the grid were ever found installed, only in stock. Since there were no homicidal gas chambers, the protection grid was used on delousing chambers only.
2. Pressac speculates that the gas for the alleged homicidal chambers was stored in Kanada. There were no homicidal gas chambers.
3. Delousing chamber doors were made of wood and generally used outdoors or in protected areas. They would not use them in an underground *Leichenkeller*. They would use steel. Wooden doors leak.

14. Chapter 5: The Delousing and Disinfestation Installations of BW 5a and 5b in KGL Birkenau

This chapter needs some clarification.

1. Hydrogen Cyanide will always leave blue stains if it is effectively used, unless the walls are painted steel or of some other inert, non-porous material and washed down with ammonia or bleach after every usage. The execution time may be only five minutes, but this is after the gas has sublimated, which requires heat, and the additional time of several hours for venting. In the United States it takes at least twenty minutes to ventilate a much smaller chamber (600 cf), and a much smaller dosage is used. The walls are then washed. As usual, Mr. Pressac is in error. His description is both impractical and impossible.
2. It should be noted that Pressac claims that an alleged gassing utilized 1% or 10,000 ppm of HCN in air, which is some forty times the lethal dosage. In U.S. gas chambers, 0.320% or 3200 ppm of HCN in air is used as the dosage. This means that the Germans allegedly utilized some 3.125 times the overkill dosage used in the U.S. U.S. gas chambers contain all-non-porous surfaces (painted steel) and must be washed with bleach after each execution. The normal exposure time is fifteen minutes to the HCN and all surfaces must be washed with bleach to prevent staining and corrosion. This is even with a preheated air intake to prevent condensation. It seems that the NAZIS were able to suspend the laws of nature to prevent staining.
3. A Photo #6 (page 59) has an erroneous explanation. Pressac claims that because of the short exposure time and low temperature, the HCN would only have had time to leave traces on metal hardware and not the brick and mortar. This is incorrect. We know from experience that brick and mortar will pick up cyanide quicker than metal. Mr. Pressac seems to have his facts backward, again. I would suggest that he study the American execution system to see what really occurs. The concept that delousing gassings leave blue stains and people gassings do not, is ludicrous.

15. Chapter 6: The Disinfestation Installation of the Gypsy Camp in Sector BIIIe of Birkenau.

This is a very brief chapter and adds nothing.

16. Chapter 7: The Birkenau “Zentral Sauna” with its Disinfection Autoclaves and Topf Disinfestation Ovens

This chapter lends nothing except to define and describe the Central Sauna Building and the various procedures for delousing and disinfestation. Pressac

seems to contradict himself, however, when he says an autoclave (a vessel for sterilizing by steam) is, and is not, a gas chamber. Photo #36 (p. 83) shows bricked-up windows, which contained exhaust fans at some point. Pressac erroneously describes the fans as ventilator fans.

Part Two: The Extermination Instruments

Foreword on the sources: Contains a listing of source documents.

17. Chapter 1: History of Topf

Chapter 1 is a history of Topf and Son, the crematory retort manufacturers. It is interesting primarily for the historical background. The following items are questionable:

1. On page 105 Pressac discusses a patent for a retort furnace that he thinks burns bones. This is impossible.
2. According to Pressac the crematory at Mauthausen had retorts which could burn two bodies per hour. He should know better, since the best retorts today (some fifty years later) can only handle one body per retort per 1.25 hours and cannot burn continuously or the furnace will burn out.
3. He also says that Messing of Topf tested the alleged gas chamber at Krema II with hydrogen cyanide to see if the ventilation system worked. There is no evidence at all to support this.

18. Chapter 2: *Krematorium* 1 or the “Old Crematorium” of the Main Camp (Auschwitz *Stammlager*).

This is a history of Krema I at Auschwitz proper. It is interesting but of little value. Pressac feels that the alleged gas chamber was utilized only briefly as a learning instrument, the first alleged gassing occurring on 3 September 1941 in the basement of Block 11. Krema I was used as a crematory from November 1940 until July 1943 and allegedly used as a gas chamber, sporadically, from the end of 1941 to 1942. In 1943 it was completely abandoned and [the furnaces] dismantled.

Krema I could never have been utilized as a gas chamber because it was too cold, contained the crematory, was never gas-proof, and had no means for introducing or utilizing the gas. (See *An Engineering Report on the Alleged Gas Chambers at Auschwitz, Birkenau and Majdanek, Poland* by this author, 1988 – Part One of the present study.)

Pressac improperly claims that my report (above) proves that this facility was used for gassings. Mr. Pressac knows better.

It should be noted that a recent study by the Polish Forensics Institute has confirmed my findings of no gas residue at the alleged Auschwitz gas chamber.²⁶⁰

It appears that a new crematory was planned for Auschwitz but was finally built at Birkenau as Kremas II and III. Krema I was subsequently used as a bomb shelter.

There is a wealth of documents and blueprints here, and one in particular (*Bauleitung* Drawing #4287b, p. 157) confirms the drains are commoned with those of the main camp sewer system.

19. Chapters 3 and 4: Bunker 1 or the “Red House” Bunker 2 (V) or the “White House”

These chapters deal with the “Red House, Bunker 1 and the “White House,” Bunker 2 (aka Bunker V).

Bunker 1 is allegedly the location of the first experimental gassings at Birkenau and Bunker 2, aka V, allegedly took the execution overflow from Kremas II, III, IV and V. Everything here is hearsay (except a drawing of the sewage plant) and has no intrinsic value at all.

20. Chapters 5 and 6: *Krematorien* II and III; The Ventilation Systems of *Krematorien* II and III

Chapters 5 and 6 are essentially a history of the design and construction of Kremas II and III. It is a treasure trove of documents and blueprints which can provide insight into the facilities themselves. There is no proof contained therein as to the existence of any gas chambers or occurrences of any gassings and, in fact, proves the contrary.

There are many misconceptions, errors and unsupported theories on the part of Mr. Pressac. All of these have been addressed in the discussion of the proofs. Anything not covered or of special interest, I will comment upon here.

1. Wooden ducts, blowers and valves are mentioned numerous times in reference to the ventilation of *Leichenkeller* 1. It is inconsistent to mix wood and hydrogen cyanide. Despite the shortage of materials, the *Bauleitung* would have used metal.
2. The fans of the forced-draft system probably failed ONLY because of the poor quality materials caused by the war effort and not because of the heat or Prüfer’s error. The chimneys and flue linings failed likewise because of poor quality materials and not because of over-use.
3. The use of the heat from the forced-draft system would have, at best, only served to “take the chill off” the basement area and prevent the water

²⁶⁰ See Footnotes 38-41 in the present book; editor’s note.

pipes from freezing. It was insufficient to raise the temperature to a level sufficient to sublimate HCN.

4. Despite what Pressac says, there are no aerial or ground photos shown (or in existence) showing gas introduction ports or vents on the roof of *Leichenkeller* 1.
5. Drawing #1300 (page 297) clearly shows that the drains of *Leichenkeller* 1 are common with the other drains of *Krema II* and connected to the main drains of the camp. Pressac either cannot read blueprints or is misinterpreting them.
6. A wooden screen (called a wall) was built in front of the corpse chute in *Krema II*. Pressac claims that this was done because they no longer needed the chute because the people were walking in alive. It makes more sense to assume that it was built as a cosmetic screen so inmates and others could not see the bodies come down the chute. Why, ALWAYS, an ulterior motive?
7. Much is made of Dejaco's Drawing #933 (page 303). Pressac says he eliminated the corpse chute, added cellar stairs to bring in executees and replaced the double door with a single one that could have been sealed. Perhaps the door replacement was to keep the stench of rotting cadavers in the decaying body morgue, and the stairs were needed to get in. The drawing was never used. Why make so much out of a simple architectural exercise?²⁶¹
8. Photos of the *Leichenkeller* 1 ceiling (page 353) show no phony (dummy) wooden shower heads or holes for their mounting.
9. *Kremas II* and *III* were not built as, converted to, or utilized as gas execution facilities.

21. Chapter 7: *Krematorien IV* and *V*. Plans, Construction and General Study

This chapter deals with the construction of *Kremas IV* and *V*. Until 1980, little was known about these facilities. This is a history of the construction of these buildings. The following points are of interest.

1. These facilities were not built as execution facilities, but as cheap crematoria, the cost of *Kremas II* and *III* proving too high for a war-poor Germany.
2. Stoves were not to sublimate gas but to heat the building.
3. The drains were connected into the main sewers.

²⁶¹ The drawing itself states the reason why new basement stairs were added: in order to move the access stairs to the roadside. The original plans had been drawn for the Auschwitz main camp, but the crematoria's relocation to Birkenau required a number of architectural changes with no sinister background; editor's remark.

4. Room layout prohibits use as gas execution facility. Since ventilation was by natural convection and outside air, any shift in wind direction could contaminate the staff areas. Only a fool would design or use this facility for HCN.
5. Alleged gas-port windows were for morgue ventilation.
6. Polish resistance photos show only cremations, no gassings.
7. In Photo #33 (page 427) Pressac talks of special SMOOTH HEAD bolts used on window shutters. These are carriage bolts, designed to be used on wood and utilized everywhere. Mr. Pressac is unfamiliar with simple woodworking hardware.

Kremas IV and V were not built for, nor were they used as, gas execution facilities.

22. Chapter 8: “One Proof...One Single Proof”: Thirty-Nine Criminal Traces.

This was dealt with in the section under proofs. Suffice it to say that this chapter contains a listing of the alleged proofs and a rehash of the illogical reasoning that spawned them.

Part Three: Testimonies

23. Chapters 1, 2, and 3: Critical Examination of the “War Refugee Board”; Critical Examination of the Testimonies of Doctors Bendel and Nyiszli; the Deposition of Henryk Tauber

These three chapters, 1, 2, and 3, are a presentation of selected testimony from alleged survivors. The testimony is generally vague, sometimes incoherent, and for the most part valueless. Pressac selectively believes and disbelieves those portions that will help his case.

Pressac disbelieves *Sonderkommando* Henryk Tauber when he states that the ventilation systems of both *Leichenkellers* 1 and 2 were common. Tauber was correct. They were the same system.

Document #14 appears on page 487 and shows a drawing of the alleged wire mesh introduction device for Zyklon B based on a deposition of Michal Kula. As shown, this device will not fit together, and assuming it did, the Zyklon B would have been outside the chamber. Obviously it is something conjured up during those long, cold prison nights.

Page 487 shows photos (Documents #15, 16 and 17) of alleged air inlet grills for *Leichenkeller* 1. Fabrication indicates that they would be very ineffi-

cient because of the small aperture area. Further, the boot in the rear would interfere with airflow in the duct.

It is also stated that the furnaces operated at a temperature of 1200 degrees Celsius (2217.6 degrees Fahrenheit), when in reality, the normal operating temperature of a coke crematory is 795.5 degrees Celsius (1400 degrees Fahrenheit). These temperatures are ridiculous, considering that furnaces today operate at 2000 degrees Fahrenheit (1093.3 degrees Celsius) with an afterburner temperature of 1600 degrees Fahrenheit (815.50 degrees Celsius). These furnaces were in no way comparable to our modern retorts.

Additionally, there are a number of propaganda drawings by former inmates.

Part Four: Auschwitz and the Revisionists

24. Chapter 1: Auschwitz Explained by the Revisionists

This chapter is an attack upon Dr. Robert Faurisson and A. R. Butz. I think it speaks for itself.

25. Chapter 2: Auschwitz According to the Revisionists

This chapter deals with the revisionist position and why it is incorrect. Except for some interesting photos, it has little to say.

Part Five: The Unrealized Future of K.L. Auschwitz-Birkenau

26. Chapter 1: The Aborted Future of the *Stammlager* without Extermination

This is an interesting, but tedious description of Germany's plans for the Auschwitz area. It has interesting maps, blueprints and architectural renderings, all of which are meaningless today.

27. Chapter 2: Birkenau 1945: the Extermination Station

This is a hallucinated description of the future for Auschwitz. Completely useless.

28. Postface

This, again, is interesting, but useless.

29. Conclusion

After reviewing this document, *Auschwitz: Technique and Operation of the Gas Chambers* by Jean-Claude Pressac, I have some observations to make in summary.

Mr. Pressac is, presumably, a man of science, but fails to show it. At times he reasons clearly, but in the final analysis, he tries to make the facts conform to his preconceived notion of the existence of the gas chambers. He fails.

Jean-Claude Pressac has given the world a great deal of evidence, all of which fails to prove the existence of the gas chambers. Perhaps this will be enough.

After seeing his technical documentation, it is my best engineering opinion that nothing in this documentation supports the existence of gas execution chambers at Auschwitz-Birkenau. Further, based upon the detail design of the Kremas, so well documented here, I can unequivocally state that the gas chambers did not exist: Kremas I, II, III, IV and V could NOT EVER have supported a gas execution function and did not.

Kremas I, II, III, IV, and V were not, and did not contain, gas execution facilities.

Prepared this 17th day of October 1991.

Fred A. Leuchter Jr.

Execution Technology Expert

Fred A. Leuchter Associates, Inc.

HOLOCAUST HANDBOOKS

This ambitious, growing series addresses various angles of the “Holocaust” of the WWII era. Most of them are based on decades of research from archives all over the world. They are heavily footnoted and referenced. In contrast to most other works on this issue, the tomes of this series approach its topic with profound academic scrutiny and a critical attitude. Any Holocaust researcher ignoring this series will remain oblivious to some of the most important research in the field. These books are designed to both convince the common reader as well as academics. The following books have appeared so far and are available from THE BARNES REVIEW and CODOH/CASTLE HILL PUBLISHERS:

SECTION ONE: General Overviews of the Holocaust


The First Holocaust. The Surprising Origin of the Six-Million Figure. By Don Heddesheimer. This compact but substantive study documents



propaganda spread prior to, during and after the FIRST World War that claimed East European Jewry was on the brink of annihilation. The magic number of suffering and dying Jews was 6 million back then as well. The book details how these Jewish fundraising operations in America raised vast sums in the name of feeding

suffering Polish and Russian Jews but actually funneled much of the money to Zionist and Communist groups. 3rd edition, 188 pages, b&w illustrations, bibliography, index. (#6)

Lectures on the Holocaust. Controversial Issues Cross Examined. By Germar Rudolf. Between 1992 and 2005 German scholar Germar



Rudolf lectured to various audiences about the Holocaust in the light of new findings. Rudolf’s sometimes astounding facts and arguments fell on fertile soil among his listeners, as they were presented in a very sensitive and scholarly way. This book is the literary version of Rudolf’s lectures, enriched with the most recent


findings of historiography. Rudolf introduces the most important arguments for his findings, and his audience reacts with supportive, skeptical and also hostile questions. We believe this book is the best introduction into this taboo topic. Second edition, 500 pages, b&w illustrations, bibliography, index. (#15)

Breaking the Spell. The Holocaust, Myth & Reality. By Nicholas Kollerstrom. In 1941, British Intelligence analysts cracked the German “Enigma” code. Hence, in 1942 and 1943, encrypted radio communications between German concentration camps and the Berlin headquarters were decrypted. The intercepted data refutes, the orthodox “Holocaust” narrative. It




Pictured above are all of the scientific studies that comprise the series *Holocaust Handbooks* published thus far. More volumes and new editions are constantly in the works.


reveals that the Germans were desperate to reduce the death rate in their labor camps, which was caused by catastrophic typhus epidemics. Dr. Kollerstrom, a science historian, has taken these intercepts and a wide array of mostly unchallenged corroborating evidence to show that “witness statements” supporting the human gas chamber narrative clearly clash with the available scientific data. Kollerstrom concludes that the history of the Nazi “Holocaust” has been written by the victors with ulterior motives. It is distorted, exaggerated and largely wrong. With a foreword by Prof. Dr. James Fetzer. 2nd edition, 257 pages, b&w illustrations, bibliography, index. (#31)



Debating the Holocaust. A New Look at Both Sides. By Thomas Dalton. Mainstream historians insist that there cannot be, may not be a debate about the Holocaust. But ignoring it does not make this controversy go away. Traditional scholars admit that there was neither a budget, a plan, nor an order for the Holocaust; that the key camps have all but vanished, and so have any human remains; that material and unequivocal documentary evidence is absent; and that there are serious problems with survivor testimonies. Dalton juxtaposes the traditional




All books are 6”x9” paperbacks unless otherwise stated. Library discounts are available for the whole set and all subsequent volumes.




Holocaust narrative with revisionist challenges and then analyzes the mainstream's responses to them. He reveals the weaknesses of both sides, while declaring revisionism the winner of the current state of the debate. 2nd, revised and expanded edition, 332 pages, b&w illustrations, bibliography, index. (#32)


The Hoax of the Twentieth Century. The Case against the Presumed Extermination of European Jewry. By Arthur R. Butz. The first writer to analyze the entire Holocaust complex in a precise scientific manner. This book exhibits the overwhelming force of arguments accumulated by the mid-1970s. It continues to be a major historical reference work, frequently cited by prominent personalities. This edition has numerous supplements with new information gathered over the last 35 years. Fourth edition, 524 pages, b&w illustrations, bibliography, index. (#7)



Dissecting the Holocaust. The Growing Critique of 'Truth' and 'Memory.' Edited by Gernar Rudolf. *Dissecting the Holocaust* applies state-of-the-art scientific technique and classic methods of detection to investigate the alleged murder of millions of Jews by Germans during World War II. In 22 contributions—each of some 30 pages—the 17 authors dissect generally accepted paradigms of the “Holocaust.” It reads as exciting as a crime novel: so many lies, forgeries and deceptions by politicians, historians and scientists are proven. This is the intellectual adventure of the 21st century. Be part of it! Second revised edition. 616 pages, b&w illustrations, bibliography, index. (#1)



The Dissolution of Eastern European Jewry. By Walter N. Sanning. Six Million Jews died in the Holocaust. Sanning did not take that number at face value, but thoroughly explored European population developments and shifts mainly caused by emigration as well as deportations and evacuations conducted by both Nazis and the Soviets, among other things. The book is based mainly on Jewish, Zionist and mainstream sources. It concludes that a sizeable share of the Jews found missing during local censuses after the Second World War, which were so far counted as “Holocaust victims,” had either emigrated (mainly to Israel or the U.S.) or had been deported by Stalin to Siberian labor camps. 2nd, corrected edition, foreword by A.R. Butz, epilogue by Gernar Rudolf containing important updates; ca. 220 pages, b&w illustrations, bibliography (#29).



Air Photo Evidence: World War Two Photos of Alleged Mass Murder Sites Analyzed. By John C. Ball. During World War Two both German and Allied reconnaissance aircraft took countless air photos of places of tactical and strategic interest in Europe. These photos are prime evidence for the investigation of the Holocaust. Air photos of locations like Auschwitz, Majdanek, Treblinka, Babi Yar etc. permit an insight into what did or did not happen there. John Ball has unearthed many pertinent photos and has thoroughly analyzed them. This book is full of air photo reproductions and schematic drawings explaining them. According to the author, these images refute many of the atrocity claims made by witnesses in connection with events in the German sphere of influence. 3rd revised and expanded edition. Edited by Gernar Rudolf; with a contribution by Carlo Mattogno. 168 pages, 8.5”x11”, b&w illustrations, bibliography, index (#27).

The Leuchter Reports: Critical Edition. By Fred Leuchter, Robert Faurisson and Gernar Rudolf. Between 1988 and 1991, U.S. expert on execution technologies Fred Leuchter wrote four detailed reports addressing whether the Third Reich operated homicidal gas chambers. The first report on Auschwitz and Majdanek became world famous. Based on chemical analyses and various technical arguments, Leuchter concluded that the locations investigated “could not have then been, or now be, utilized or seriously considered to function as execution gas chambers.” 4th edition, 252 pages, b&w illustrations. (#16)

The Giant with Feet of Clay: Raul Hilberg and His Standard Work on the "Holocaust." By Jürgen Graf. Raul Hilberg's major work *The Destruction of European Jewry* is an orthodox standard work on the Holocaust. But what evidence does Hilberg provide to back his thesis that there was a German plan to exterminate Jews, carried out mainly in gas chambers? Jürgen Graf applies the methods of critical analysis to Hilberg's evidence and examines the results in light of modern historiography. The results of Graf's critical analysis are devastating for Hilberg. 2nd, corrected edition, 139 pages, b&w illustrations, bibliography, index. (#3)

Jewish Emigration from the Third Reich. By Ingrid Weckert. Current historical writings about the Third Reich claim state it was difficult for Jews to flee from Nazi persecution. The truth is that Jewish emigration was welcomed by the German authorities. Emigra-



tion was not some kind of wild flight, but rather a lawfully determined and regulated matter. Weckert's booklet elucidates the emigration process in law and policy. She shows that German and Jewish authorities worked closely together. Jews interested in emigrating received detailed advice and offers of help from both sides. 72 pages, index. (#12) (cover shows new reprint edition in preparation)

Inside the Gas Chambers: The Extermination of Mainstream Holocaust Historiography. By Carlo Mattogno. Neither increased media propaganda or political pressure nor judicial persecution can stifle revisionism. Hence, in early 2011, the Holocaust Orthodoxy published a 400 pp. book (in German) claiming to refute "revisionist propaganda," trying again to prove "once and for all" that there were homicidal gas chambers at the camps of Dachau, Natzweiler, Sachsenhausen, Mauthausen, Ravensbrück, Neuengamme, Stutthof... you name them. Mattogno shows with his detailed analysis of this work of propaganda that mainstream Holocaust hagiography is beating around the bush rather than addressing revisionist research results. He exposes their myths, distortions and lies. 268 pages, b&w illustrations, bibliography. (#25)

SECTION TWO: Books on Specific Camps

Treblinka: Extermination Camp or Transit Camp? By Carlo Mattogno and Jürgen Graf. It is alleged that at Treblinka in East Poland between 700,000 and 3,000,000 persons were murdered in 1942 and 1943. The weapons used were said to have been stationary and/or mobile gas chambers, fast-acting or slow-acting poison gas, unslaked lime, superheated steam, electricity, diesel exhaust fumes etc. Holocaust historians alleged that bodies were piled as high as multi-storied buildings and burned without a trace, using little or no fuel at all. Graf and Mattogno have now analyzed the origins, logic and technical feasibility of the official version of Treblinka. On the basis of numerous documents they reveal Treblinka's true identity as a mere transit camp. 365 pages, b&w illustrations, bibliography, index. (#8)



Belzec in Propaganda, Testimonies, Archeological Research and History. By Carlo Mattogno. Witnesses report that between 600,000 and 3 million Jews were murdered in the Belzec camp, located in Poland. Various murder weapons are claimed to have

been used: diesel gas; unslaked lime in trains; high voltage; vacuum chambers; etc. The corpses were incinerated on huge pyres without leaving a trace. For those who know the stories about Treblinka this sounds familiar. Thus the author has restricted this study to the aspects which are new compared to Treblinka. In contrast to Treblinka, forensic drillings and excavations were performed at Belzec, the results of which are critically reviewed. 138 pages, b&w illustrations, bibliography, index. (#9)

Sobibor: Holocaust Propaganda and Reality. By Jürgen Graf, Thomas Kues and Carlo Mattogno. Between 25,000 and 2 million Jews are said to have been killed in gas chambers in the Sobibór camp in Poland. The corpses were allegedly buried in mass graves and later incinerated on pyres. This book investigates these claims and shows that they are based on the selective use of contradictory eyewitness testimony. Archeological surveys of the camp in 2000-2001 are analyzed, with fatal results for the extermination camp hypothesis. The book also documents the general National Socialist policy toward Jews, which never included a genocidal "final solution." 434 pages, b&w illustrations, bibliography, index. (#19)


The "Extermination Camps" of "Aktion Reinhardt". By Jürgen Graf, Thomas Kues and Carlo Mattogno. In late 2011, several members of the exterminationist *Holocaust Controversies* blog published a study which claims to refute three of our authors' monographs on the camps Belzec, Sobibor and Treblinka (see previous three entries). This tome is their point-by-point response, which makes "mince-meat" out of the bloggers' attempt at refutation. It requires familiarity with the above-mentioned books and constitutes a comprehensive update and expansion of their themes. 2nd edition, two volumes, total of 1396 pages, illustrations, bibliography. (#28)

Chelmno: A Camp in History & Propaganda. By Carlo Mattogno. The world's premier holocaust scholar focuses his microscope on the death camp located in Poland. It was at Chelmno that huge masses of prisoners—as many as 1.3 million—were allegedly rounded up and killed. His book challenges the conventional wisdom of what went on inside Chelmno. Eyewitness statements, forensics reports, corners' reports, excavations, crematoria, building plans, U.S. reports, German documents, evacuation efforts, mobile gas vans for homicidal purposes—all



are discussed, 191 pages, indexed, illustrated, bibliography. (#23)

The Gas Vans: A Critical Investigation. (A perfect companion to the Chelmno book.) By Santiago Alvarez and Pierre Marais. It is alleged that the Nazis used mobile gas chambers to exterminate 700,000 people. Up until 2011, no thorough monograph had appeared on the topic. Santiago Alvarez has remedied the situation. Are witness statements reliable? Are documents genuine? Where are the murder weapons? Could they have operated as claimed? Where are the corpses? Alvarez has scrutinized all known wartime documents, photos and witness statements on this topic, and has examined the claims made by the mainstream. 390 pages, b&w illustrations, bibliography, index. (#26)



Concentration Camp Majdanek. A Historical and Technical Study. By Carlo Mattogno and Jürgen Graf. Little research had been directed toward Concentration Camp Majdanek in central Poland, even though it is claimed that up to a million Jews were murdered there. The only information available is discredited Polish Communist propaganda. This glaring research gap has finally been filled. After exhaustive research of primary sources, Mattogno and Graf created a monumental study which expertly dissects and repudiates the myth of homicidal gas chambers at Majdanek. They also critically investigated the legend of mass executions of Jews in tank trenches (“Operation Harvest Festival”) and prove them groundless. The authors’ investigations lead to unambiguous conclusions about the camp which are radically different from the official theses. Again they have produced a standard and methodical investigative work, which authentic historiography cannot ignore. Third edition, 350 pages, b&w illustrations, bibliography, index. (#5)

Concentration Camp Stutthof and Its Function in National Socialist Jewish Policy. By Carlo Mattogno and Jürgen Graf. The Stutthof camp in Prussia has never before been scientifically investigated by traditional historians, who claim nonetheless that Stutthof served as a ‘makeshift’ extermination camp in 1944. Based mainly on archival resources, this study thoroughly debunks this view and shows that

Stutthof was in fact a center for the organization of German forced labor toward the end of World War II. Third edition, 171 pages, b&w illustrations, bibliography, index. (#4)






SECTION THREE: Auschwitz Studies





The Real Case of Auschwitz: Robert van Pelt’s Evidence from the Irving Trial Critically Reviewed. By Carlo Mattogno. Prof. Robert van Pelt is considered one of the best mainstream experts on Auschwitz and has been called upon several times in holocaust court cases. His work is cited by many to prove the holocaust happened as mainstream scholars insist. This book is a scholarly response to Prof. van Pelt—and Jean-Claude Pressac. It shows that their studies are heavily flawed. This is a book of prime political and scholarly importance to those looking for the truth about Auschwitz. 2nd edition, 758 pages, b&w illustrations, glossary, bibliography, index. (#22)

Auschwitz: Plain Facts—A Response to Jean-Claude Pressac. Edited by Germar Rudolf. French pharmacist Jean-Claude Pressac tried to refute recent findings with their own technical methods. For this he was praised by the mainstream, and they proclaimed victory over the “revisionists.” In *Auschwitz: Plain Facts*, Pressac’s works and claims are debunked. 197 pages, b&w illustrations, bibliography, index. (#14)

The Rudolf Report. Expert Report on Chemical and Technical Aspects of the ‘Gas Chambers’ of Auschwitz. By Germar Rudolf and Dr. Wolfgang Lambrecht. In 1988, execution expert Fred Leuchter investigated the gas chambers of Auschwitz and Majdanek and concluded that they could not have worked as claimed. Ever since, Leuchter’s work has been attacked. In 1993, Germar Rudolf published a thorough forensic study about the “gas chambers” of Auschwitz. His report irons out the deficiencies of “The Leuchter Report.” Second edition, 457 pages, b&w illustrations, bibliography, index. (#2)

Auschwitz Lies: Legends, Lies and Prejudices on the Holocaust. By Carlo Mattogno and Germar Rudolf. The fallacious research and alleged “refutation” of Revisionist scholars by French biochemist G. Wellers, Polish Prof. J. Markiewicz, chemist Dr. Richard Green, Profs. Zimmerman, M. Shermer and A. Grobman, as well as researchers Keren, McCarthy and





Mazal, are exposed for what they are: blatant and easily exposed political lies created to ostracize dissident historians. In this book, facts beat propaganda once again. Second edition, 398 pages, b&w illustrations, index. (#18)

Auschwitz: The Central Construction Office. By Carlo Mattogno. Based upon mostly unpublished German wartime documents, this study describes the history, organization, tasks and procedures of the Central Construction Office of the Waffen-SS and Auschwitz Police. Despite a huge public interest in the camp, next to nothing was really known about this office, which was responsible for the planning and construction of the Auschwitz camp complex, including the crematories which are said to have contained the “gas chambers.” 2nd ed., 188 pages, b&w illustrations, glossary, index. (#13)

Garrison and Headquarters Orders of the Auschwitz Camp. By C. Mattogno. A large number of all the orders ever issued by the various commanders of the infamous Auschwitz camp have been preserved. They reveal the true nature of the camp with all its daily events. There is not a trace in these orders pointing at anything sinister going on in this camp. Quite to the contrary, many orders are in clear and insurmountable contradiction to claims that prisoners were mass murdered. This is a selection of the most pertinent of these orders together with comments putting them into their proper historical context. (Scheduled for early 2016; #34)

Special Treatment in Auschwitz: Origin and Meaning of a Term. By Carlo Mattogno. When appearing in German wartime documents, terms like “special treatment,” “special action,” and others have been interpreted as code words for mass murder. But that is not always true. This study focuses on documents about Auschwitz, showing that, while “special” had many different meanings, not a single one meant “execution.” Hence the practice of deciphering an alleged “code language” by assigning homicidal meaning to harmless documents – a key component of mainstream historiography – is untenable. 151 pages, b&w illustrations, bibliography, index. (#10)

Health Care at Auschwitz. By Carlo Mattogno. In extension of the above study on *Special Treatment in Auschwitz*, this study proves the extent to which the German authorities at Auschwitz tried to provide appropriate health care for the inmates. This is frequently described as special mea-

asures to improve the inmates’ health and thus ability to work in Germany’s armaments industry. This, after all, was the only thing the Auschwitz authorities were really interested in due to orders from the highest levels of the German government. (Scheduled for early 2016; #33)

The Bunkers of Auschwitz: Black Propaganda vs. History. By Carlo Mattogno. The bunkers at Auschwitz are claimed to have been the first homicidal gas chambers at Auschwitz specifically equipped for this purpose. With the help of original German wartime files as well as revealing air photos taken by Allied reconnaissance aircraft in 1944, this study shows that these homicidal “bunkers” never existed, how the rumors about them evolved as black propaganda created by resistance groups in the camp, and how this propaganda was transformed into a false reality. 264 pages, illustrations, bibliography, index. (#11)


Auschwitz: The First Gassing—Rumor and Reality. By Carlo Mattogno. The first gassing in Auschwitz is claimed to have occurred on Sept. 3, 1941, in a basement room. The accounts reporting it are the archetypes for all later gassing accounts. This study analyzes all available sources about this alleged event. It shows that these sources contradict each other in location, date, preparations, victims etc, rendering it impossible to extract a consistent story. Original wartime documents inflict a final blow to this legend and prove without a shadow of a doubt that this legendary event never happened. Second edition, 168 pages, b&w illust., bibliography, index. (#20)

Auschwitz: Crematorium I and the Alleged Homicidal Gassings. By Carlo Mattogno. The morgue of Crematorium I in Auschwitz is said to be the first homicidal gas chamber there. This study investigates all statements by witnesses and analyzes hundreds of wartime documents to accurately write a history of that building. Mattogno proves that its morgue was never a homicidal gas chamber, nor could it have worked as such. 138 pages, b&w illustrations, bibliography, index. (#21)

Auschwitz: Open Air Incinerations. By Carlo Mattogno. Hundreds of thousands of corpses of murder victims are claimed to have been incinerated in deep ditches in the Auschwitz concentration camp. This book examines the many testimonies regarding these incinerations and establishes whether


these claims were even possible. Using aerial photographs, physical evidence and wartime documents, the author shows that these claims are fiction. A must read. 132 pages, b&w illustrations, bibliography, index. (#17)

The Cremation Furnaces of Auschwitz. By Carlo Mattogno & Franco Deana. An exhaustive technical study of the history and technology of cremation in general and of the cremation furnaces of Auschwitz in particular. On a sound and thoroughly documented base of technical literature, extant wartime documents and material traces, Mattogno and Deana can establish the true nature and capacity of the Auschwitz cremation furnaces. They show that these devices were cheaper versions than what was usually produced, and that their capacity to cremate corpses was lower than normal, too. Hence this study reveals that the Auschwitz cremation furnaces were not monstrous super ovens but rather inferior make-shift devices. 3 vols., 1198 pages, b&w and color illustrations (vols 2 & 3), bibliography, index, glossary. (#24)



SECTION FOUR Witness Critique

Holocaust High Priest: Elie Wiesel, Night, the Memory Cult, and the Rise of Revisionism. By Warren B. Routledge. The first unauthorized biography of Wiesel exposes both his personal deceptions and the whole myth of “the six million.” It shows how Zion-



ist control has allowed Wiesel and his fellow extremists to force leaders of many nations, the U.N. and even popes to genuflect before Wiesel as symbolic acts of subordination to World Jewry, while at the same time forcing school children to submit to Holocaust brainwashing. 468 pages, b&w illust., bibliography, index. (#30)

Auschwitz: Confessions and Testimonies. By Jürgen Graf. The traditional narrative of what transpired at the infamous Auschwitz camp during WWII rests almost exclusively on witness testimony from former inmates as well as erstwhile camp officials. This study critically scrutinizes the 40 most important of these witness statements by checking them for internal coherence, and by comparing them with one another as well as with other evidence such as wartime documents, air photos, forensic research results, and material traces. The result is devastating for the traditional narrative. (Scheduled for summer 2016; #36)

Commandant of Auschwitz: Rudolf Höss, His Torture and His Forced Confessions. By Rudolf Höss & Carlo Mattogno. When Rudolf Höss was in charge at Auschwitz, the mass extermination of Jews in gas chambers is said to have been launched and carried out. He confessed this in numerous postwar depositions. Hence Höss's testimony is the most convincing of all. But what traditional sources usually do not reveal is that Höss was severely tortured to coerce him to “confess,” and that his various statements are not only contradictory but also full of historically and physically impossible, even absurd claims. This study expertly analyzes Höss's various confessions and lays them all open for everyone to see the ugly truth. (Scheduled for summer 2016; #35)

An Auschwitz Doctor's Eyewitness Account: The Tall Tales of Dr. Mengele's Assistant Analyzed. By Miklos Nyiszli & Carlo Mattogno. Nyiszli, a Hungarian Jew who studied medicine in Germany before the war, ended up at Auschwitz in 1944 as Dr. Mengele's assistant. After the war he wrote an account of what he claimed to have experienced. To this day some traditional historians take his accounts seriously, while others accept that it is a grotesque collection of lies and exaggerations. This study analyzes Nyiszli's novel and skillfully separates truth from fabulous fabrication. (Scheduled for spring 2016; #37)

Further Projects

Further studies we propose to publish would scrutinize eyewitness accounts from, e.g., Filip Müller, Rudolf Vrba, Henryk Tauber, Yankiel Wiernik, Richard Glazar. Scholars interested in taking on any of these or other witnesses, please get in touch using the contact form at www.codoh.com/contact-us

For current prices and availability see outlets like Amazon.com or Amazon.co.uk, and:

Distribution USA: THE BARNES REVIEW, P.O. Box 15877, Washington, D.C., 20003; 1-877-773-9077; www.Barnes-Review.org

Distribution UK: CASTLE HILL PUBLISHERS, PO Box 243, Uckfield, TN22 9AW; shop.codoh.com

BOOKS BY AND FROM CASTLE HILL PUBLISHERS


Below please find some of the books published or distributed by Castle Hill Publishers in the United Kingdom. For our current and complete range of products visit our web store at shop.codoh.com.

Wilhelm Stäglich, *Auschwitz: A Judge Looks at the Evidence*

Auschwitz is the epicenter of the Holocaust, where more people are said to have been murdered than anywhere else. At this detention camp the industrialized Nazi mass murder is said to have reached its demonic pinnacle. This narrative is based on a wide range of evidence, the most important of which was presented during two trials: the International Military Tribunal of 1945/46, and the German Auschwitz Trial of 1963-1965 in Frankfurt.

The late Wilhelm Stäglich, until the mid-1970s a German judge, has so far been the only *legal* expert to critically analyze this evidence. His research reveals the incredibly scandalous way in which the Allied victors and later the German judicial authorities bent and broke the law in order to come to politically foregone conclusions. Stäglich also exposes the shockingly superficial way in which historians are dealing with the many incongruities and discrepancies of the historical record. Second, corrected and slightly revised edition with a new preface and epilogue.


422 pp., 6"×9", pb, ill.



P. Angel, J. Tiffany: *Fountain of Fairytales: A Scholarly Romp Through the Old Testament*


Some say the Old Testament is a collection of valuable parables with no basis in historical fact, while others have made a living of trying to prove that it is an accurate history of early man. *Fountain of Fairytales* takes us on a whirlwind tour of the Old Testament, telling us which stories are pure balderdash and which may have some basis in real archeology and authentic history. And also which tales seem to have been borrowed from other primary cultural sources including the Egyptians. If you want proof the entire Bible is a faithful transcription of the word of God – straight from mouth to Jewish scribe’s pen – read no further, for this book is more of a light-hearted yet scholarly tour of the Old Testament, not a dense religio-historical treatise. If you’re ready for a tour of the Old Testament like none other, get a copy of *Fountain of Fairytales*.

178 pp. pb, 5.5"×8.5"



Abdallah Melaouhi, *Rudolf Hess. His Betrayal and Murder*


In May 1941, Rudolf Hess, Hitler’s right-hand man, flew to England to make peace. His plane crashed, and he was made a prisoner of the Allies and kept in solitary confinement nearly the rest of his life. What truths about the war did Hess possess that were of such danger? The author worked as a male nurse caring for Rudolf Hess from 1982 until his death in 1987 at the Allied Prison in Berlin. Minutes after the murder he was called to the prison. Ask by the author what had happened, an unknown U.S. soldier replied: “The pig is finished; you won’t have to work a night shift any longer.” What he experienced there, minutely described in this book, proves beyond doubt that Mr. Hess was strangled to death by his Anglo-Saxon captors. 300 pp. pb, 6"×9", ill.



Joachim Hoffmann, *Stalin’s War of Extermination 1941-1945*


Breakthrough bestseller by a German government historian documenting Stalin’s murderous war against the German army and the German people. Based on the author’s lifelong study of German and Russian military records, this book reveals the Red Army’s grisly record of atrocities against soldiers and civilians, as ordered by Stalin. Since the 1920s, Stalin planned to invade Western Europe to initiate the “World Revolution.” He prepared an attack which was unparalleled in history not only in terms of the amount of troops amassed. The Germans noticed Stalin’s aggressive intentions, but they underestimated the strength of the Red Army. What unfolded was the most-cruel war in history. This book shows how Stalin and his Bolshevik henchman used unimaginable violence and atrocities to break any resistance in the Red Army and to force their unwilling soldiers to fight against the Germans. The book explains how Soviet propagandists incited their soldiers to unlimited hatred against everything German, and he gives the reader a short but extremely unpleasant glimpse into what happened when these Soviet soldiers finally reached German soil in 1945: A gigantic wave of looting, arson, rape, torture, and mass murder...

428 pp. pb, 6"×9", ill, bibl., index



Herbert L. Brown, *The Devil's Handiwork. A Victim's View of "Allied" War Crimes*

An amazing compilation of war crimes committed by the "good guys" against the "bad guys." Many of the events covered in this book are to this day censored or twisted in mainstream history books. Chapters cover: Death camps in the Civil War; concentration camps in the Boer War; The Dresden Massacre – the worst war crime in history; the Ukrainian terror famine; the gruesome harvest in Eastern Europe; the myth of the 6 million; Operation Keelhaul; the Nuremberg Trials; the Katyn Forest Massacre; the Stuttgart Atrocity; bastardizing the Germans after WWII; the use of the atom bomb; Cuba betrayed; the Invasion of Lebanon; and the policy of de-Nazification; the Malmedy Trial; the Dachau Trial; the Vinnytsia genocide; crimes during the occupation of Germany; FDR's Great Sedition Trial; the Morgenthau Plan; the propaganda of the Writers War Board; myths of civilian bombings; the Lend-Lease fiasco; truth about Auschwitz; Pearl Harbor; the Soviet genocide across Europe; much more.



275 pp., 5.5"×8.5", pb

Ralph Grandinetti, *Final Solution. Germany's Madagascar Resettlement Plan*


Everyone "knows" the Germans had a "final solution" for their so-called "Jewish Problem." But Adolf Hitler's final solution did not involve homicidal gas chambers and blazing crematory ovens. Instead, Hitler's final solution offered Jewish leaders the island of Madagascar, back then a French colony. In a meeting with Vichy French Prime Minister Pierre Laval, Laval agreed to turn Madagascar into a new Jewish homeland where, ultimately, all of Europe's 4,000,000 Jews might be settled. This new Madagascar was to be governed by a joint German-French board with representation granted to any government cooperating. What a paradise Madagascar could have become, but instead Zionists insisted on occupying the "Holy Land," where they knew strife and conflict awaited them. What was the Madagascar Plan, and why did it fail? Which world leaders supported it – and which did not? Why was the plan eventually abandoned?



108 pp., 5.5"×8.5", pb

John Tiffany, *A Short History of the Balfour Declaration*


Few have heard of the Balfour Declaration, the history of which is known primarily to students of global affairs. What general knowledge there is surrounding its origins is usually limited to dry accounts in diplomatic histories. But here is a case where truth is stranger than fiction. The issuance of the Balfour Declaration set the stage for American entry into World War I and thereby laid the groundwork for World War II and the many consequential global convulsions that followed. And, ultimately, of course, it's the foundation of the tension in the Middle East today that points toward further war and destruction. Here is the secret history of the Balfour Declaration, laid out in no uncertain terms and devoid of euphemism and political correctness. Those who have any serious desire to understand the sources of world conflict need this precise and candid analysis – the facts – about the behind-the-scenes machinations that brought the Balfour Declaration into being – and why.



118 pp., 5.5"×8.5", pb

Germar Rudolf: *Resistance is Obligatory!*

In 2005 Rudolf, a peaceful dissident and publisher of revisionist literature, was kidnapped by the U.S. government and deported to Germany. There the local lackey regime staged a show trial against him for his historical writings. Rudolf was not permitted to defend his historical opinions, as the German penal law prohibits this. Yet he defended himself anyway: 7 days long Rudolf held a speech in the court room, during which he proved systematically that only the revisionists are scholarly in their attitude, whereas the Holocaust orthodoxy is merely pseudo-scientific. He then explained in detail why it is everyone's obligation to resist, without violence, a government which throws peaceful dissident into dungeons. When Rudolf tried to publish his public defence speech as a book from his prison cell, the public prosecutor initiated a new criminal investigation against him. After his probation time ended in 2011, he dared publish this speech anyway...



376 pp., 6"×9", pb, colour ill.